

UNITED STATES
SECURITIES AND EXCHANGE COMMISSION
Washington, D.C. 20549

SCHEDULE 14A INFORMATION

Proxy Statement Pursuant to Section 14(a) of the
Securities Exchange Act of 1934

Filed by the registrant

Filed by a party other than the registrant

Check the appropriate box:

- Preliminary Proxy Statement
- CONFIDENTIAL, FOR USE OF THE COMMISSION ONLY (AS PERMITTED BY RULE 14A-6(E)(2))
- Definitive Proxy Statement
- Definitive Additional Materials
- Soliciting Material Pursuant to Section 240.14a-12

AMGEN INC.

(Name of Registrant as Specified in Its Charter)

(Name of Person(s) Filing Proxy Statement, if other than the Registrant)

Payment of filing fee (check the appropriate box):

- No fee required.**
- Fee computed on table below per Exchange Act Rules 14a-6(i)(1) and 0-11**
(1) Title of each class of securities to which transaction applies:
(2) Aggregate number of securities to which transaction applies:
(3) Per unit price or other underlying value of transaction computed pursuant to Exchange Act Rule 0-11 (set forth the amount on which the filing fee is calculated and state how it was determined):
(4) Proposed maximum aggregate value of transaction:
(5) Total fee paid:
- Fee paid previously with preliminary materials.**
Check box if any part of the fee is offset as provided by Exchange Act Rule 0-11(a)(2) and identify the filing for which the offsetting fee was paid previously. Identify the previous filing by registration statement number, or the Form or Schedule and the date of its filing.
(1) Amount Previously Paid:
(2) Form, Schedule or Registration Statement No.:
(3) Filing Party:
(4) Date Filed:



Robert A. Bradway
Chairman of the Board,
Chief Executive Officer and President

Amgen Inc.
One Amgen Center Drive
Thousand Oaks, CA 91320-1799

April 2, 2015

Dear Stockholder:

You are invited to attend the 2015 Annual Meeting of Stockholders, or Annual Meeting, of Amgen Inc. to be held on Thursday, May 14, 2015, at 11:00 A.M., local time, at the Four Seasons Hotel Westlake Village, Two Dole Drive, Westlake Village, California 91362.

At this year's Annual Meeting you will be asked to: (i) elect 13 directors to serve for the ensuing year; (ii) ratify the selection of our independent registered public accountants; (iii) hold an advisory vote to approve our executive compensation; (iv) consider one stockholder proposal, if properly presented at the Annual Meeting and (v) transact such other business as may properly come before the Annual Meeting or any continuation, postponement or adjournment thereof. The accompanying Notice of Annual Meeting of Stockholders and proxy statement describe these matters. We urge you to read this information carefully.

The Board of Directors unanimously believes that the election of its nominees for directors, the ratification of its selection of independent registered public accountants and the advisory vote to approve our executive compensation are advisable and in the best interests of Amgen and our stockholders. Accordingly, the Board of Directors recommends a vote FOR the election of the 13 nominees for directors, FOR the ratification of the selection of Ernst & Young LLP as our independent registered public accountants and FOR the advisory vote to approve our executive compensation. The Board of Directors unanimously believes that the stockholder proposal is not in the best interests of Amgen and its stockholders, and, accordingly, recommends a vote AGAINST the stockholder proposal. In addition to the business to be transacted as described above, management will speak on our developments of the past year and respond to comments and questions of general interest to stockholders.

If you plan to attend the Annual Meeting, you will need an admittance ticket and proof of ownership of our Common Stock as of the close of business on March 16, 2015. Please read "INFORMATION CONCERNING VOTING AND SOLICITATION—Attendance at the Annual Meeting" in the accompanying proxy statement.

It is important that your shares be represented and voted whether or not you plan to attend the Annual Meeting in person. We are pleased to use the Securities and Exchange Commission rule that permits companies to furnish proxy materials to certain of our stockholders over the Internet. If you are viewing the proxy statement on the Internet, you may submit your proxy electronically via the Internet by following the instructions on the Notice Regarding the Availability of Proxy Materials previously mailed to you and the instructions listed on the Internet site. If you have received a paper copy of the proxy statement and proxy card, you may submit your proxy by completing and mailing the proxy card enclosed with the proxy statement, or you may submit your proxy electronically via the Internet or by telephone by following the instructions on the proxy card. If your shares are held in "street name," which means shares held of record by a broker, bank, trust or other nominee, you should review the Notice Regarding the Availability of Proxy Materials or proxy statement and voting instruction form used by that firm to determine whether and how you will be able to submit your proxy by telephone or over the Internet. Submitting a proxy over the Internet, by telephone or by mailing a proxy card, will ensure your shares are represented at the Annual Meeting. Your vote is important, regardless of the number of shares that you own.

On behalf of the Board of Directors, I thank you for your participation. We look forward to seeing you on May 14.

Sincerely,

A handwritten signature in black ink that reads "Robert A. Bradway". The signature is fluid and cursive, with a long horizontal stroke at the end.

Robert A. Bradway
Chairman of the Board,
Chief Executive Officer and President

Notice of Annual Meeting of Stockholders

To be Held on May 14, 2015

To the Stockholders of Amgen Inc.:

NOTICE IS HEREBY GIVEN that the 2015 Annual Meeting of Stockholders, or Annual Meeting, of Amgen Inc., a Delaware corporation, will be held on Thursday, May 14, 2015, at 11:00 A.M., local time, at the Four Seasons Hotel Westlake Village, Two Dole Drive, Westlake Village, California 91362, for the following purposes:

1. To elect 13 directors to the Board of Directors of Amgen for a term of office expiring at the 2016 annual meeting of stockholders. The nominees for election to the Board of Directors are Dr. David Baltimore, Mr. Frank J. Biondi, Jr., Mr. Robert A. Bradway, Mr. François de Carbonnel, Dr. Vance D. Coffman, Mr. Robert A. Eckert, Mr. Greg C. Garland, Dr. Rebecca M. Henderson, Mr. Frank C. Herring, Dr. Tyler Jacks, Ms. Judith C. Pelham, Dr. Ronald D. Sugar and Dr. R. Sanders Williams;
2. To ratify the selection of Ernst & Young LLP as our independent registered public accountants for the fiscal year ending December 31, 2015;
3. To hold an advisory vote to approve our executive compensation;
4. To consider one stockholder proposal, if properly presented; and
5. To transact such other business as may properly come before the Annual Meeting or any continuation, postponement or adjournment thereof.

The foregoing items of business are more fully described in the proxy statement accompanying this Notice of Annual Meeting of Stockholders.

The Board of Directors has fixed the close of business on March 16, 2015 as the record date for the determination of stockholders entitled to notice of, and to vote at, this Annual Meeting and any continuation, postponement or adjournment thereof. Whether or not you plan on attending the Annual Meeting, we encourage you to submit your proxy as soon as possible using one of three convenient methods: (i) by accessing the Internet site described in these voting materials or voting instruction form provided to you; (ii) by calling the toll-free number in the voting instruction form provided to you or (iii) by signing, dating and returning any proxy card or instruction form provided to you. By submitting your proxy promptly, you will save the Company the expense of further proxy solicitation.

By Order of the Board of Directors



David J. Scott
Secretary

Thousand Oaks, California
April 2, 2015

Table of Contents

Proxy Statement Summary	1
Information Concerning Voting and Solicitation	3
Item 1—Election of Directors	8
Item 2—Ratification of Selection of Independent Registered Public Accountants	17
Item 3—Advisory Vote to Approve Our Executive Compensation	18
Item 4—Stockholder Proposal	22
Security Ownership of Directors and Executive Officers	25
Security Ownership of Certain Beneficial Owners	27
Corporate Governance	28
Executive Compensation	39
Compensation Discussion and Analysis	39
Executive Compensation Tables	67
Director Compensation	86
Audit Matters	91
Annual Report and Form 10-K	93
Certain Relationships and Related Transactions	93
Other Matters	95
Appendix A: Amgen Inc. Board of Directors Guidelines for Director Qualifications and Evaluations	A-1

Proxy Statement Summary

This summary contains highlights about our Company and the upcoming 2015 Annual Meeting of Stockholders, or Annual Meeting. This summary does not contain all of the information that you should consider in advance of the meeting and we encourage you to read the entire proxy statement before voting.

2015 Annual Meeting of Stockholders

Date and Time:	Thursday, May 14, 2015 at 11:00 A.M., local time
Location:	Four Seasons Hotel Westlake Village, Two Dole Drive, Westlake Village, California 91362
Record Date:	March 16, 2015
Mail Date:	We intend to mail the Notice Regarding the Availability of Proxy Materials, or the proxy statement and proxy card, as applicable, on or about April 2, 2015 to our stockholders.

Voting Matters and Board Recommendations

Matter	Our Board Vote Recommendation
Election of 13 Nominees to the Board of Directors (page 8)	FOR each Director Nominee
Ratification of Selection of Independent Registered Public Accountants (page 17)	FOR
Advisory Vote to Approve Our Executive Compensation (page 18)	FOR
Stockholder Proposal (page 22)	AGAINST

2014 Performance Highlights

- Our stock price increased from \$114.08 to \$159.29 per share during 2014, reflecting appreciation of 40% with a one-year total shareholder return, or TSR, of 42%, including our dividends, and a three-year TSR of 157%.
- We returned \$1.9 billion of cash to our stockholders through dividends in 2014, with an increase in quarterly dividend to \$0.61 per share in 2014 from \$0.47 per share in 2013. Since the initiation of our first dividend in July 2011 through 2014, we have raised the dividend three times over the previous quarterly amount by an average of 30% and returned a total of \$4.9 billion of cash to our stockholders through dividends.
- We repurchased 0.9 million shares of our Common Stock in 2014.
- We grew revenues by 7% over 2013 to \$20.1 billion in 2014.
- We grew adjusted operating income 22% to \$8.5 billion⁽¹⁾ in 2014.
- We grew adjusted net income by 15% to \$6.7 billion⁽¹⁾ in 2014.
- Our year-over-year adjusted earnings per share grew 14% to \$8.70.⁽¹⁾
- We effectively advanced our pipeline, the highlights of which include that six of our medicines generated positive registration-enabling data and four were submitted for regulatory approval. In December 2014, the Food and Drug Administration approved BLINCYTO™ (blinatumomab) less than three months after submission.

(1) Adjusted operating income, adjusted net income and adjusted earnings per share are reported and reconciled in our Form 8-K dated as of January 27, 2015.

Executive Compensation Highlights

- We target compensation at the 50th percentile, or median of our peer group.
- Our long-term incentive, or LTI, equity award pay mix is primarily performance-based with 80% performance units and 20% time-vested restricted stock units.
- Performance units under our LTI performance award program are earned and paid in shares based strictly on our TSR performance as compared to our comparator group (beginning with the 2013-2015 performance period, the Standard & Poor's 500) over a three-year performance period.
- Annual cash incentive award payments for 2014 were earned based on our financial and operational performance against targets. Financial goals of revenues and adjusted net income were each weighted 30%, and various operational goals relating to "Deliver the Best Pipeline" and "Deliver Annual Priorities" were each weighted 25% and 15%, respectively.

Corporate Governance Highlights

- The independent members of our Board of Directors, or Board, re-elected Vance D. Coffman as our lead independent director with specific and significant duties. We have active participation by all directors, including the 12 independent director nominees. We believe that the current structure of our Board best positions us to benefit from the respective strengths of our Chief Executive Officer, or CEO, and lead independent director. (page 30)
- 12 of our 13 director nominees (all directors except our CEO), and all members of the Audit, Compensation and Management Development, Corporate Responsibility and Compliance and Governance and Nominating Committees meet the criteria for independence under The NASDAQ Stock Market listing standards and the requirements of the Securities and Exchange Commission. (pages 30 and 33)
- All directors meet our Board of Directors Guidelines for Director Qualifications and Evaluations included in this proxy statement as **Appendix A**.
- Our independent directors meet privately on a regular basis. (page 30)
- Our Amended and Restated Bylaws provide for a majority voting standard for uncontested director elections. (page 28)
- We hold an annual advisory vote to approve our executive compensation. (page 18)
- We have significant stock ownership requirements for our directors and for vice presidents and above. (pages 61 and 86)
- We have a Company-wide Enterprise Risk Management Program to identify, assess, manage, report and monitor enterprise risk and areas that may affect our ability to achieve our objectives. This includes an annual detailed compensation risk analysis performed with the assistance of the Compensation and Management Development Committee's independent consultant. (page 31)
- Our staff members and the Board are prohibited from engaging in short sales, purchasing Common Stock on margin, pledging Common Stock, or entering into any hedging, derivative or similar transactions. (page 62)
- Our Board maintains a Corporate Responsibility and Compliance Committee that is responsible for overseeing our compliance program and reviewing our programs in a number of areas governing ethical conduct. (page 37)

Amgen Inc.
One Amgen Center Drive
Thousand Oaks, California 91320-1799

Proxy Statement

Information Concerning Voting and Solicitation

General

The enclosed proxy is solicited on behalf of the Board of Directors, or Board, of Amgen Inc., a Delaware corporation, for use at our 2015 Annual Meeting of Stockholders, or Annual Meeting, to be held on Thursday, May 14, 2015, at 11:00 A.M., local time, or at any continuation, postponement or adjournment thereof, for the purposes discussed in this proxy statement and in the accompanying Notice of Annual Meeting of Stockholders and any business properly brought before the Annual Meeting. Amgen Inc. may also be referred to as Amgen, the Company, we, us or our in this proxy statement. Proxies are solicited to give all stockholders of record an opportunity to vote on matters properly presented at the Annual Meeting. The Annual Meeting will be held at the Four Seasons Hotel Westlake Village, Two Dole Drive, Westlake Village, California 91362.

Pursuant to the rules adopted by the Securities and Exchange Commission, we have elected to provide access to our proxy materials over the Internet. Accordingly, we are sending a Notice Regarding the Availability of Proxy Materials, or Notice, to certain of our stockholders of record, and we are sending a paper copy of the proxy materials and proxy card to other stockholders of record who we believe would prefer receiving such materials in paper form. Brokers and other nominees who hold shares on behalf of beneficial owners will be sending their own similar Notice. Stockholders will have the ability to access the proxy materials on the website referred to in the Notice or request to receive a printed set of the proxy materials. Instructions on how to request a printed copy by mail or electronically may be found on the Notice and on the website referred to in the Notice, including an option to request paper copies on an ongoing basis. We intend to make this proxy statement available on the Internet and to mail the Notice, or to mail the proxy statement and proxy card, as applicable, on or about April 2, 2015 to all stockholders entitled to notice of and to vote at the Annual Meeting.

Important Notice Regarding the Availability of Proxy Materials for the 2015 Stockholder Meeting to Be Held on May 14, 2015.

This proxy statement, our 2014 annual report and our other proxy materials are available at: www.astproxyportal.com/ast/Amgen. At this website, you will find a complete set of the following proxy materials: notice of 2015 annual meeting of stockholders; proxy statement; 2014 annual report and form proxy card. You are encouraged to access and review all of the important information contained in the proxy materials before submitting a proxy or voting at the meeting.

What Are You Voting On?

You will be entitled to vote on the following proposals at the Annual Meeting:

- The election of 13 directors to serve on our Board for a term of office expiring at the 2016 annual meeting of stockholders;
- The ratification of the selection of Ernst & Young LLP as our independent registered public accountants for the fiscal year ending December 31, 2015;
- The advisory vote to approve our executive compensation;
- One stockholder proposal, if properly presented; and
- Any other business as may properly come before the Annual Meeting.

Who Can Vote

The Board has set March 16, 2015 as the record date for the Annual Meeting. You are entitled to notice and to vote if you were a stockholder of record of our Common Stock, \$.0001

par value per share, or Common Stock, as of the close of business on March 16, 2015. You are entitled to one vote on each proposal for each share of Common Stock you held on the record date. Your shares may be voted at the Annual Meeting only if you are present in person or your shares are represented by a valid proxy.

Difference Between a Stockholder of Record and a “Street Name” Holder

If your shares are registered directly in your name, you are considered the stockholder of record with respect to those shares.

If your shares are held in a stock brokerage account or by a bank, trust or other nominee, then the broker, bank, trust or other nominee is considered to be the stockholder of record with respect to those shares. However, you are still considered to be the beneficial owner of those shares, and your shares are said to be held in “street name.” Street name holders generally cannot submit a proxy or vote their shares directly and must instead instruct the broker, bank, trust or other nominee how to vote their shares using the methods described below.

Shares Outstanding and Quorum

At the close of business on March 16, 2015, there were 757,913,499 shares of our Common Stock outstanding and entitled to vote at the Annual Meeting. The presence of the holders of a majority of the outstanding shares of our Common Stock entitled to vote constitutes a quorum, which is required to hold and conduct business at the Annual Meeting. Shares are counted as present at the Annual Meeting if:

- you are present in person at the Annual Meeting; or
- your shares are represented by a properly authorized and submitted proxy (submitted by mail, by telephone or over the Internet).

If you are a record holder and you submit your proxy, regardless of whether you abstain from voting on one or more matters, your shares will be counted as present at the Annual Meeting for the purpose of determining a quorum. If your shares are held in “street name,” your shares are counted as present for purposes of determining a quorum if your broker, bank, trust or other nominee submits a proxy covering your shares. Your broker, bank, trust or other nominee is entitled to submit a proxy covering your shares as

to certain “routine” matters, even if you have not instructed your broker, bank, trust or other nominee on how to vote on those matters. Please see the subsection “If You Do Not Specify How You Want Your Shares Voted” below. In the absence of a quorum, the Annual Meeting may be adjourned, from time to time, by vote of the holders of a majority of the shares represented thereat, but no other business shall be transacted at such meeting.

Voting Your Shares

You may vote by attending the Annual Meeting and voting in person or by submitting a proxy. The method of voting by proxy differs (1) depending on whether you are viewing this proxy statement on the Internet or receiving a paper copy and (2) for shares held as a record holder and shares held in “street name.”

Shares Held as a Record Holder. If you hold your shares of Common Stock as a record holder and you are viewing this proxy statement on the Internet, you may submit a proxy over the Internet by following the instructions on the website referred to in the Notice previously mailed to you. You may request paper copies of the proxy statement and proxy card by following the instructions on the Notice. If you hold your shares of Common Stock as a record holder and you are reviewing a paper copy of this proxy statement, you may submit a proxy over the Internet or by telephone by following the instructions on the proxy card, or by completing, dating and signing the proxy card that was included with the proxy statement and promptly returning it in the pre-addressed, postage-paid envelope provided to you.

Shares Held in Street Name. If you hold your shares of Common Stock in street name, you will receive a Notice from your broker, bank, trust or other nominee that includes instructions on how to vote your shares. Your broker, bank, trust or other nominee may allow you to deliver your voting instructions over the Internet and may also permit you to submit your voting instructions by telephone. In addition, you may request paper copies of the proxy statement and proxy card from your broker by following the instructions on the Notice provided by your broker, bank, trust or other nominee.

The Internet and telephone voting facilities will close at 11:59 P.M., Eastern Time, on May 13, 2015. Stockholders who submit a proxy through the Internet or telephone should be aware that they may incur costs to access the Internet or telephone, such as usage charges from telephone companies or Internet service providers and that these costs must be

borne by the stockholder. Stockholders who submit a proxy by Internet or telephone need not return a proxy card or the form forwarded by your broker, bank, trust or other holder of record by mail.

YOUR VOTE IS VERY IMPORTANT. You should submit your proxy even if you plan to attend the Annual Meeting.

Voting in Person

If you plan to attend the Annual Meeting and wish to vote in person, you may request a ballot at the Annual Meeting. Please note that if your shares are held of record by a broker, bank, trust or other nominee, and you decide to attend and vote at the Annual Meeting, your vote in person at the Annual Meeting will not be effective unless you present a legal proxy, issued in your name from the record holder (your broker, bank, trust or other nominee). Even if you intend to attend the Annual Meeting, we encourage you to submit your proxy in advance of the Annual Meeting. Please see the important instructions and requirements below regarding "Attendance at the Annual Meeting."

Changing Your Vote

As a stockholder of record, if you submit a proxy, you may revoke that proxy at any time before it is voted at the Annual Meeting. Stockholders of record may revoke a proxy prior to the Annual Meeting by (i) delivering a written notice of revocation to the attention of the Secretary at our principal executive offices at One Amgen Center Drive, Thousand Oaks, California 91320-1799, Mail Stop 38-5-A, (ii) duly submitting a later-dated proxy over the Internet, by mail or by telephone or (iii) attending the Annual Meeting in person and voting in person. Attendance at the Annual Meeting will not, by itself, revoke a proxy.

If your shares are held in the name of a broker, bank, trust or other nominee, you may change your voting instructions by following the instructions of your broker, bank, trust or other nominee.

If You Receive More Than One Proxy Card or Notice

If you receive more than one proxy card or Notice, it means you hold shares that are registered in more than one account. To ensure that all of your shares are voted, sign and return each proxy card or, if you submit a proxy by telephone or the Internet, submit one proxy for each proxy card or Notice you receive.

How Will Your Shares Be Voted

Stockholders of record as of the close of business on March 16, 2015 are entitled to one vote for each share of our Common Stock held on all matters to be voted upon at the Annual Meeting. All shares entitled to vote and represented by properly submitted proxies received before the polls are closed at the Annual Meeting, and not revoked or superseded, will be voted at the Annual Meeting in accordance with the instructions indicated on those proxies. **YOUR VOTE IS VERY IMPORTANT.**

If You Do Not Specify How You Want Your Shares Voted

As a stockholder of record, if you submit a signed proxy card or submit your proxy by telephone or Internet and do not specify how you want your shares voted, the proxy holder will vote your shares:

- FOR the election of the 13 nominees listed in this proxy statement to serve on our Board for a term of office expiring at the 2016 annual meeting of stockholders;
- FOR the ratification of the selection of Ernst & Young LLP as our independent registered public accountants for the fiscal year ending December 31, 2015;
- FOR the advisory vote to approve our executive compensation; and
- AGAINST the one stockholder proposal, if properly presented.

A "broker non-vote" occurs when a nominee holding shares for a beneficial owner has not received voting instructions from the beneficial owner and the nominee does not have discretionary authority to vote the shares. If you hold your shares in street name and do not provide voting instructions to your broker or other nominee, your shares will be considered to be broker non-votes and will not be voted on any proposal on which your broker or other nominee does not have discretionary authority to vote. Shares that constitute broker non-votes will be counted as present at the Annual Meeting for the purpose of determining a quorum, but will not be considered entitled to vote on the proposal in question. Brokers generally have discretionary authority to vote on the ratification of the selection of Ernst & Young LLP as our independent registered public accountants. Brokers, however, do not have discretionary authority to vote on the election of directors to serve on our Board, the advisory vote to approve our executive compensation or on any stockholder proposals.

In their discretion, the proxy holders named in the proxy are authorized to vote on any other matters that may properly come before the Annual Meeting and at any continuation, postponement or adjournment thereof. The Board knows of no other items of business that will be presented for consideration at the Annual Meeting other than those described in this proxy statement. In addition, other than the stockholder proposal described in this proxy statement, no other stockholder proposal or nomination was received on a timely basis, so no such matters may be brought to a vote at the Annual Meeting.

Inspector of Election and Counting of Votes

All votes will be tabulated as required by Delaware law, the state of our incorporation, by the inspector of election appointed for the Annual Meeting, who will separately tabulate affirmative and negative votes, abstentions and broker non-votes. Shares held by persons attending the Annual Meeting but not voting, shares represented by proxies that reflect abstentions as to one or more proposals and broker non-votes will be counted as present for purposes of determining a quorum.

Election of Directors. We have a majority voting standard for the election of directors in an uncontested election, which is generally defined as an election in which the number of nominees does not exceed the number of directors to be elected at the meeting. In the election of directors, you may either vote "for," "against" or "abstain" for each nominee. Cumulative voting is not permitted. Under our majority voting standard, in uncontested elections of directors, such as this election, each director must be elected by the affirmative vote of a majority of the votes cast by the shares present in person or represented by proxy. A "majority of the votes cast" means that the number of votes cast "for" a director nominee exceeds the number of votes cast "against" the nominee. For these purposes, abstentions will not count as a vote "for" or "against" a nominee's election and thus will have no effect in determining whether a director nominee has received a majority of the votes cast. Brokers do not have discretionary authority to vote on this proposal. Broker non-votes will have no effect on the election of directors as brokers are not entitled to vote for or against a nominee without instruction from the beneficial owner. If a director nominee is an incumbent director and does not receive a majority of the votes cast in an uncontested election, that director will

continue to serve on the Board as a "holdover" director, but must tender his or her resignation to the Board promptly after certification of the election results of the stockholder vote. The Governance and Nominating Committee of the Board will then recommend to the Board whether to accept the resignation or whether other action should be taken. The Board will act on the tendered resignation, taking into account the recommendation of the Governance and Nominating Committee, and the Board's decision will be publicly disclosed within 90 days after certification of the election results of the stockholder vote. A director who tenders his or her resignation after failing to receive a majority of the votes cast will not participate in the recommendation of the Governance and Nominating Committee or the decision of the Board with respect to his or her resignation.

Ratification of Auditors. The ratification of the selection of Ernst & Young LLP requires the affirmative vote of the holders of a majority of the shares present or represented by proxy at the Annual Meeting and entitled to vote on the matter. Abstentions will have the same effect as votes "against" the ratification. Because brokers have discretionary authority to vote on the ratification, we do not expect any broker non-votes in connection with the ratification.

Advisory Vote on Executive Compensation. The approval of the advisory vote on our executive compensation requires the affirmative vote of the holders of a majority of the shares present or represented by proxy at the Annual Meeting and entitled to vote on the matter. Abstentions will have the same effect as votes "against" the proposal. Brokers do not have discretionary authority to vote on this proposal. Broker non-votes, however, will have no effect on the proposal as brokers are not entitled to vote on such proposal in the absence of voting instructions from the beneficial owner.

Stockholder Proposal. The approval of the stockholder proposal, if properly presented at the Annual Meeting, requires the affirmative vote of the holders of a majority of the shares present or represented by proxy at the Annual Meeting and entitled to vote on the matter. Abstentions will have the same effect as votes "against" such proposal. Brokers do not have discretionary authority to vote on the proposal. Broker non-votes, therefore, will have no effect on the stockholder proposal as brokers are not entitled to vote on such proposal in the absence of voting instructions from the beneficial owner.

Solicitation of Proxies

We will bear the entire cost of solicitation of proxies, including preparation, assembly and mailing of this proxy statement, the proxy, the Notice and any additional information furnished to stockholders. Copies of solicitation materials will be furnished to banks, brokerage houses, fiduciaries and custodians holding shares of our Common Stock in their names that are beneficially owned by others to forward to those beneficial owners. We may reimburse persons representing beneficial owners for their costs of forwarding the solicitation materials to the beneficial owners. Original solicitation of proxies may be supplemented by telephone, facsimile, electronic mail or personal solicitation by our directors, officers or staff members. No additional compensation will be paid to our directors, officers or staff members for such services. In addition, we have retained D.F. King & Co. to assist in the solicitation of proxies for a fee of approximately \$150,000 plus distribution costs and other costs and expenses. A list of stockholders entitled to vote at the Annual Meeting will be available for examination by any stockholder for any purpose germane to the Annual Meeting during ordinary business hours at our principal executive offices at One Amgen Center Drive, Thousand Oaks, California, 91320-1799 for the ten days prior to the Annual Meeting and also at the Annual Meeting.

Attendance at the Annual Meeting

To attend the Annual Meeting, you will need an admittance ticket and proof of ownership of our Common Stock as of the close of business on March 16, 2015. If you have received a paper copy of the proxy statement, to receive an admittance ticket you will need to complete and return the postage-paid reply card attached to this proxy statement. If you received electronic delivery of this proxy statement, you will receive an e-mail with instructions for obtaining an admittance ticket. If you are viewing the proxy statement over the Internet, please follow the instructions indicated on the website referred to in the Notice. Each stockholder is entitled to one admittance ticket. Directions to attend the Annual Meeting will be sent with your admittance ticket and are available at the website referred to in the Notice and www.astproxyportal.com/ast/Amgen.

You must bring certain documents with you to be admitted to the Annual Meeting. The purpose of this requirement is to help us verify that you are actually a stockholder of the Company. Please read the following rules carefully, because

they specify the documents that you must bring with you to the Annual Meeting to be admitted. The items that you must bring with you differ depending upon whether or not you were a record holder of our Common Stock as of the close of business on March 16, 2015. A “record holder” of stock is someone whose shares of stock are registered in his or her name in the records of the Company’s transfer agent. Many stockholders are not record holders because their shares of stock are registered in the name of their broker, bank, trust or other nominee, and the broker, bank, trust or other nominee is the record holder instead. **All persons must bring a valid personal photo identification (such as a driver’s license or passport). If you are a record holder, at the Annual Meeting, we will check your name for verification purposes against our list of record holders as of the close of business on March 16, 2015.**

If a broker, bank, trust or other nominee was the record holder of your shares of Common Stock as of the close of business on March 16, 2015, then you must also bring to the Annual Meeting:

- Proof that you owned shares of our Common Stock as of the close of business on March 16, 2015.
- If you intend to vote at the Annual Meeting, the executed proxy naming you as the proxy holder, signed by the broker, bank, trust or other nominee who was the record holder of your shares of Common Stock as of the close of business on March 16, 2015.

Examples of proof of ownership include the following: (1) an original or a copy of the voting information form from your bank or broker with your name on it; (2) a letter from your bank or broker stating that you owned shares of our Common Stock as of the close of business on March 16, 2015 or (3) a brokerage account statement indicating that you owned shares of our Common Stock as of the close of business on March 16, 2015.

If you are a proxy holder for a stockholder of the Company who owned shares of our Common Stock as of the close of business on March 16, 2015, then you must also bring to the Annual Meeting:

- The executed proxy naming you as the proxy holder, signed by a stockholder of the Company who owned shares of our Common Stock as of the close of business on March 16, 2015.

Item 1

Election of Directors

Under our governing documents, the Board of Directors, or Board, has the power to set the number of directors from time to time by resolution. We currently have 13 authorized directors and 13 directors serving on our Board. On October 17, 2014, R. Sanders Williams was appointed to serve on our Board. The Board has fixed the authorized number of directors at 13 to continue to be effective as of the 2015 Annual Meeting of Stockholders, or Annual Meeting. The independent members of our Board re-elected Vance D. Coffman to serve for another term as our lead independent

director with specific and significant duties as discussed under “Corporate Governance.” Based upon the recommendation of our Governance and Nominating Committee, the Board has nominated each of the current directors set forth below to stand for re-election, or in the case of Dr. Williams to stand for initial election by our stockholders, in each case for a one-year term expiring at our 2016 annual meeting of stockholders and until his or her successor is elected and qualified, or until his or her earlier retirement, resignation, disqualification, removal or death.

Nominee	Age	Director Since	Audit	Governance and Nominating	Executive	Compensation and Management Development	Equity Award	Corporate Responsibility and Compliance
David Baltimore	77	1999	X	X				
Frank J. Biondi, Jr.	70	2002	C		X	X		
Robert A. Bradway	52	2011			C		X	
François de Carbonnel	68	2008	X	X				
Vance D. Coffman	71	2007		C	X	X	X	
Robert A. Eckert	60	2012	X					X
Greg C. Garland	57	2013	X	X				
Rebecca M. Henderson	54	2009		X				X
Frank C. Herring	72	2004		X	X	C	C	
Tyler Jacks	54	2012		X				X
Judith C. Pelham	69	1995	X			X		
Ronald D. Sugar	66	2010		X	X			C
R. Sanders Williams	66	2014		X				X

“C” indicates Chair of the committee.

Vacancies on the Board (including any vacancy created by an increase in the size of the Board) may be filled only by a majority of the directors remaining in office, even though less than a quorum of the Board. A director elected by the Board to fill a vacancy (including a vacancy created by an increase in the size of the Board) will serve until the next annual meeting of stockholders and until such director’s successor is elected and qualified, or until such director’s earlier retirement, resignation, disqualification, removal or death.

If any nominee should become unavailable for election prior to the Annual Meeting, an event that currently is not anticipated by the Board, the proxies will be voted in favor of the election of a substitute nominee or nominees proposed by the Board or the number of directors may be reduced accordingly. Each nominee has agreed to serve if elected and the Board has no reason to believe that any nominee will be unable to serve.

THE BOARD RECOMMENDS A VOTE “FOR” EACH OF THE NOMINEES NAMED BELOW. PROXIES WILL BE VOTED “FOR” THE ELECTION OF THE NOMINEES UNLESS OTHERWISE SPECIFIED.

Set forth below is biographical information for each nominee and a summary of the specific qualifications, attributes, skills and experiences which led our Board to conclude that each nominee should serve on the Board at this time. All of our directors meet the qualifications and skills of our Amgen Inc. Board of Directors Guidelines for Director Qualifications and Evaluations in **Appendix A**. There are no family relationships among any of our directors or among any of our directors and our executive officers.

David Baltimore

David Baltimore is President Emeritus and Robert Andrews Millikan Professor of Biology at the California Institute of Technology, or Caltech. He received the Nobel Prize in Medicine as a co-recipient in 1975. Dr. Baltimore has been a director of Regulus Therapeutics Inc., a biopharmaceutical company, since 2007, serving on its Compensation Committee and chairing its Nominating and Governance Committee. Dr. Baltimore has also been a member of the board of directors of Immune Design Corp. (formerly Vaccsys), a vaccine company, since 2008, chairing its Nominating and Governance Committee. He was a director of BB Biotech, AG, a Swiss investment company, from 1994 to March 2011 and served as a director of MedImmune, Inc., a privately-held antibody formulation company, from 2003 to 2007. In 2008, Dr. Baltimore became a founder of Calimmune, Inc., a privately-held company developing a stem-cell HIV/AIDS therapy, and serves as Chairman of the board of directors.

Dr. Baltimore was President of Caltech from 1997 to 2006. Prior to this, he was a professor at the Massachusetts Institute of Technology, or MIT, and at The Rockefeller University where he also served as the President. During this time he was also the Chairman of the National Institutes of

Health AIDS Vaccine Research Committee, a director and member of the Whitehead Institute for Biomedical Research, and a professor of microbiology and research professor of the American Cancer Society. He was a postdoctoral fellow at MIT and Albert Einstein College of Medicine and on the staff of The Salk Institute for Biological Studies. Dr. Baltimore has been awarded honorary degrees from numerous institutions, including Harvard, Yale and Columbia.

Dr. Baltimore holds leadership roles in a number of scientific and philanthropic non-profit organizations, currently serving as a director and member of the Board of Scientific Counselors of the Broad Institute of MIT and Harvard, a director of the Foundation for Biomedical Research, a member of the Human Genome Organisation and a member of the scientific advisory board of Immune Design Corp.

The Board concluded that Dr. Baltimore should serve on the Board because Dr. Baltimore has spent his career in scientific academia at a number of well-known and highly regarded institutions. This experience provides Dr. Baltimore with extensive scientific knowledge and a deep understanding of our industry and of the research and development activities and operations of our Company.

Frank J. Biondi

Frank J. Biondi, Jr. has served as Senior Managing Director of WaterView Advisors LLC, an investment advisor organization, since 1999. Prior to WaterView Advisors, Mr. Biondi was the Chairman and Chief Executive Officer of Universal Studios, Inc. from 1996 to 1998, the President and Chief Executive Officer of Viacom, Inc. from 1987 to 1996, Executive Vice President of Entertainment Business Sector of The Coca-Cola Company and Chairman and Chief Executive Officer of Coca-Cola Television from 1985 to 1987, Chairman and Chief Executive Officer of Time Inc.'s subsidiary Home Box Office, Inc. from 1982 to 1984, Vice President of Time Inc. from 1978 to 1984 and Assistant Treasurer of the Children's Television Workshop from 1974 to 1978.

Mr. Biondi has been a director of Cablevision Systems Corp., a telecommunications, media and entertainment company, since 2005; Seagate Technology plc, a manufacturer of hard disk drives, since 2005, serving on its Compensation Committee and chairing its Finance Committee; and RealD Inc., a global licensor of three-dimensional technologies, since July 2010, serving as its lead director and on its Audit Committee and chairing its Compensation Committee. Mr. Biondi has been a director of Hasbro, Inc., a toy and games company, since 2002, serving on its Compensation and Nominating, Governance and Social Responsibility Committees. Hasbro has announced that Mr. Biondi will not stand for election at Hasbro's annual meeting of stockholders in May 2015.

Robert A. Bradway

Robert A. Bradway has served as our director since October 2011 and Chairman of the Board since January 1, 2013. Mr. Bradway has been our President since May 2010 and Chief Executive Officer since May 2012. From May 2010 to May 2012, Mr. Bradway served as our Chief Operating Officer. Mr. Bradway joined Amgen in 2006 as Vice President, Operations Strategy and served as Executive Vice President and Chief Financial Officer from April 2007 to May 2010. Prior to joining Amgen, he was a Managing Director and Head of International Banking at Morgan Stanley in London since 2001 where he had responsibility for the firm's banking department and corporate finance activities in Europe and focused on healthcare.

Mr. Bradway has been a director of Norfolk Southern Corporation, a transportation company, since July 2011,

From 2008 until May 2010, Mr. Biondi was a director of Yahoo! Inc., a provider of Internet services, serving on its Compensation Committee. From 2002 to 2008, he was a director of Harrahs Entertainment, Inc., a gaming corporation, serving on its Compensation and Governance Committees, and from 1995 to 2008 he was a director of The Bank of New York Mellon Corporation, an asset management and securities services company, serving on its Compensation and Risk Committees. He has also been a director of Vail Resorts, Inc., a mountain resort operator, and The Seagram Company, a liquor and spirits company. Mr. Biondi received an undergraduate degree from Princeton University and a master's degree from Harvard Business School.

The Board concluded that Mr. Biondi should serve on the Board due to Mr. Biondi's experience as chief executive officer of many large, public companies and his current role with WaterView Advisors which provide valuable management and leadership skills, as well as an understanding of the operations and financial results and prospects of our Company. Given his financial and leadership experience, Mr. Biondi has been determined to be an Audit Committee financial expert by our Board.

Mr. Bradway has served on its Audit and Governance and Nominating Committees. He has served on the board of trustees of the University of Southern California since April 2014.

The Board concluded that Mr. Bradway should serve on the Board due to Mr. Bradway's knowledge of all aspects of our business, combined with his leadership and management skills having served as our President and Chief Operating Officer and formerly our Chief Financial Officer. During this time, Mr. Bradway provided strong leadership through a variety of challenges and this positions him well to serve as a director and provides the Board with a knowledgeable perspective with regard to the Company's products and operations.

François de Carbonnel

François de Carbonnel is a director of corporations and corporate advisor. Mr. de Carbonnel has been a director of Solocal Group (formerly known as Pages Jaunes S.A.), a French company which offers online content, advertising solutions and transactional services, since 2004 and serves as chairman of the Remuneration and Appointments Committee. Mr. de Carbonnel has been a supervisory board member of Mazars Group, a privately-held international organization specializing in audit, accountancy, tax, legal and advisory services since December 2011.

From 2004 until October 2013, Mr. de Carbonnel was a director of a number of funds managed by Ecofin, a privately-held investment management firm. Mr. de Carbonnel was a director of Thomson S.A., a French multimedia corporation, from 2007 to January 2010, serving as Chairman of the Audit Committee throughout his tenure, and as non-executive Chairman of the Board from April 2008 to April 2009. Mr. de Carbonnel was a director of Quilvest S.A., a Luxembourg company which provides wealth management and private equity services, from 2006 to 2013.

Mr. de Carbonnel was a Senior Advisor of the Global Corporate and Investment Bank of Citigroup from 2004 to

2006, and a Managing Director from 1999 to 2004. He was the Chairman and Chief Executive Officer of Midial S.A., a French listed company, from 1994 to 1998, Chairman of General Electric Capital SNC from 1996 to 1998. He was a corporate Vice President of General Electric Company and President of General Electric Capital-Europe from 1990 to 1992, President of Strategic Planning Associates, an international consulting company, from 1981 to 1990 and Vice President of Boston Consulting Group from 1971 to 1981. He is a member emeritus of the Business Board of Advisors of the Carnegie Mellon Tepper School of Business. Mr. de Carbonnel is a French citizen and resides in Europe.

The Board concluded that Mr. de Carbonnel should serve on the Board because Mr. de Carbonnel has acquired knowledge, skills and brings a strong vantage point through his international career as an executive officer of well-known consulting firms as well as a number of public companies. This perspective is important as the Company undertakes further global expansion plans. Given his experience in the financial industry, Mr. de Carbonnel has been determined to be an Audit Committee financial expert by our Board.

Vance D. Coffman

Vance D. Coffman is our lead independent director. Dr. Coffman has been a director of 3M Company, a consumer and office products and services company, since 2002 and he has been a director of Deere & Company, a farm and construction machinery company, since 2004. He serves on the Compensation Committee and chairs the Finance Committee of 3M Company and serves on the Corporate Governance and Executive Committees and chairs the Compensation Committee of Deere & Company. Dr. Coffman was also director of Bristol-Myers Squibb Company, a pharmaceutical company, and a member of its Audit and Governance Committees, from 1998 to 2007.

Dr. Coffman was the Chairman of the Board and Chief Executive Officer of Lockheed Martin Corporation, an aerospace and defense company, from 1998 to 2005, and was ex officio member of all board committees. From 1997 to 1998, he was Vice Chairman of the Board and Chief

Executive Officer of Lockheed Martin. He is currently on the Board of Trustees of the Naval Postgraduate School Foundation, the Stanford Engineering Advisory Council of Stanford University and the Board of Governors of the Iowa State University Foundation. Dr. Coffman has been a Member of the National Academy of Engineering since 1997 and a Fellow of the American Institute of Aeronautics and Astronautics and the American Astronautical Society since 1989 and 1997, respectively. Dr. Coffman received an undergraduate degree from Iowa State University and a doctorate from Stanford University.

The Board concluded that Dr. Coffman should serve on the Board as during his service as Chairman of the Board and Chief Executive Officer of Lockheed Martin, Dr. Coffman acquired important leadership and management skills that provide insight into the operations of our Company and the challenges of managing a complex organization.

Robert A. Eckert

Robert A. Eckert has been an Operating Partner at Friedman Fleischer & Lowe, a private equity firm, since September 2014. Mr. Eckert was the Chief Executive Officer of Mattel, Inc., a toy design, manufacture and marketing company, having held this position from 2000 through December 2011, and its Chairman of the Board from 2000 through 2012. He was President and Chief Executive Officer of Kraft Foods Inc., a consumer packaged food and beverage company, from 1997 to 2000, Group Vice President from 1995 to 1997, President of the Oscar Mayer Foods Division from 1993 to 1995 and held various other senior executive and other positions from 1977 to 1992.

Mr. Eckert has been a director of McDonald's Corporation, a company which franchises and operates McDonald's restaurants in the global restaurant industry, since 2003, serving as the Chair of the Compensation Committee and a member of the Executive and Governance Committees. Mr. Eckert was a director of Smart & Final Stores, Inc., a

warehouse store, from May 2013 until July 2014 prior to it becoming a publicly-traded company. Mr. Eckert also has served as a director of Levi Strauss & Co., a privately-held jeans and casual wear manufacturer, since 2010. He was appointed director of Eyemart Express Holdings LLC, a privately-held eyewear retailer and portfolio company of Friedman Fleischer & Lowe, in 2015. Mr. Eckert is on the Global Advisory Board of the Kellogg Graduate School of Management and serves on the Eller College National Board of Advisors at the University of Arizona.

The Board concluded that Mr. Eckert should serve on our Board because of Mr. Eckert's recent and long-tenured experience as a Chief Executive Officer of large public companies, his broad international experience in marketing and business development and his valuable leadership experience. Given his financial and leadership experience, Mr. Eckert has been determined to be an Audit Committee financial expert by our Board.

Greg C. Garland

Greg C. Garland is the Chairman, President and Chief Executive Officer of Phillips 66, an energy manufacturing and logistics company with midstream, chemical, refining and marketing and specialties businesses created through the repositioning of ConocoPhillips, having held this position since April 2012. Mr. Garland chairs the Executive Committee of Phillips 66. Prior to Phillips 66, Mr. Garland served as Senior Vice President, Exploration and Production, Americas of ConocoPhillips from 2010 to April 2012. He was President and Chief Executive Officer of Chevron Phillips Chemical Company (now a joint venture between Phillips 66 and Chevron) from 2008 to 2010 and Senior Vice President,

Planning and Specialty Chemicals from 2000 to 2008. Mr. Garland served in various positions at Phillips Petroleum Company from 1980 to 2000. Mr. Garland is a member of the Engineering Advisory Board for Texas A&M University.

The Board concluded that Mr. Garland should serve on our Board because of Mr. Garland's experience as a Chief Executive Officer and his over 30 years of international experience in a highly regulated industry. Given his financial and leadership experience, Mr. Garland has been determined to be an Audit Committee financial expert by our Board.

Rebecca M. Henderson

Rebecca M. Henderson has been the John and Natty McArthur University Professor at Harvard University since 2011 and is the Co-Director of the Business and Environment Initiative at Harvard Business School. From 2009 to 2011, Dr. Henderson served as the Senator John Heinz Professor of Environmental Management at Harvard Business School. Prior to this, she was a professor of management at the Massachusetts Institute of Technology, or MIT, for 21 years, having been the Eastman Kodak LFM Professor of Management since 1999. Since 1995, she has also been a Research Associate at the National Bureau of Economic Research. She specializes in technology strategy and the broader strategic problems faced by companies in high technology industries. Dr. Henderson has been a director of IDEXX Laboratories, Inc., a company which develops and commercializes technology-based products and services for veterinary, food and water applications, since 2003, serving on its Finance Committee and chairing its Nominating and Governance Committee.

Dr. Henderson has also served as a director of the Ember Corporation, a privately-held semiconductor chip

manufacturer, and was on its Compensation Committee, from 2001 to July 2009. She has further been a director of Linbeck Construction Corporation, a privately-held facility solutions company, from 2000 until 2004. In May 2011, Dr. Henderson was appointed to the U.S. Department of Commerce Innovation Advisory Board which was established as a result of the America COMPETES Reauthorization Act of 2010 signed into law by President Obama on January 4, 2011 and which guided a study of U.S. economic competitiveness and innovation to help inform national policies at the heart of U.S. job creation and global competitiveness. Dr. Henderson has published articles, papers and reviews in a range of scholarly journals. Dr. Henderson received an undergraduate degree from MIT and a doctorate from Harvard University.

The Board concluded that Dr. Henderson should serve on the Board because Dr. Henderson's study of the complex strategy issues faced by high technology companies provides unique insight into the Company's strategic and technology issues.

Frank C. Herringer

Frank C. Herringer has been Chairman of the Board of Transamerica Corporation, a financial services company, since 1995. Mr. Herringer was an executive with Transamerica for 20 years, including its Chief Executive Officer from 1991 until its acquisition by Aegon N.V., a life insurance, pensions and asset management company, in 1999, subsequently serving on Aegon's Executive Board for one year and he is currently a director of Aegon U.S. Holding Corporation, a position he has held since 1999. Mr. Herringer has been a director of The Charles Schwab Corporation, a brokerage and banking company, since 1996, serving on its Compensation, Nominating and Corporate Governance Committees, and a director of Cardax, Inc., a biotechnology company, since 2014, serving on its Compensation Committee and chairing its Governance and Nominating Committee, and has been a director of its parent company, Cardax Pharmaceuticals, Inc., since 2006. Mr. Herringer is a member of the Board of Trustees of the California Pacific Medical Center Foundation, a not-for-profit organization which develops philanthropic resources for the California

Pacific Medical Center, a privately-held, not-for-profit academic medical center, since 2013. Mr. Herringer was a director of Safeway Inc., a food and drug retailer, from 2008 until January 2015, serving on its Executive Compensation and Executive Committees and chairing its Nominating and Corporate Governance Committee. From 2002 to 2005, Mr. Herringer was a director of AT&T Corporation, and a member of its Audit and Compensation Committees. In 2004, Mr. Herringer was named an Outstanding Director of the Year by the Outstanding Directors Exchange. Mr. Herringer received an undergraduate degree and master of business administration from Dartmouth College.

The Board concluded that Mr. Herringer should serve on the Board due to Mr. Herringer's career as Transamerica's Chief Executive Officer and Chairman of the Board which developed Mr. Herringer's management and leadership skills and provides an informed perspective on our financial performance, prospects and strategy.

Tyler Jacks

Tyler Jacks joined the faculty of Massachusetts Institute of Technology, or MIT, in 1992 and is currently the David H. Koch Professor of Biology and director of the David H. Koch Institute for Integrative Cancer Research, which brings together biologists and engineers to improve detection, diagnosis and treatment of cancer, a position he has held since 2007. Dr. Jacks has been an investigator with the Howard Hughes Medical Institute, a nonprofit medical research organization, since 1994. Dr. Jacks has been a director of Thermo Fisher Scientific, Inc., a life sciences supply company, since May 2009, and serves on its Strategy and Finance Committee and scientific advisory board. In 2006, he co-founded T2 Biosystems, Inc., a biotechnology company, and served on its scientific advisory board until 2013. Dr. Jacks has been a consultant scientific advisor to Epizyme, Inc., a biopharmaceutical company, since 2007. Dr. Jacks served on the scientific advisory board of Aveo Pharmaceuticals Inc., a cancer therapeutics company, from 2001 until 2013. He was appointed to the National Cancer Advisory Board, which advises and assists the Director of the National Cancer Institute with respect to the National Cancer Program, in October 2011. Dr. Jacks was a director of MIT's

Center for Cancer Research from 2001 to 2007 and received numerous awards including the Paul Marks Prize for Cancer Research and the American Association for Cancer Research Award for Outstanding Achievement. He was elected to the National Academy of Sciences as well as the Institute of Medicine in 2009. Dr. Jacks received an undergraduate degree from Harvard University and his doctorate from the University of California, San Francisco.

The Board concluded that Dr. Jacks should serve on the Board due to Dr. Jacks' extensive scientific expertise relevant to our industry, including his broad experience as a cancer researcher and service on several scientific advisory boards. His expertise in the field of oncology, which includes pioneering the use of technology to study cancer-associated genes and to construct animal models of many human cancer types, is evidenced by his appointment to the National Cancer Advisory Board and by his numerous awards for cancer research. Dr. Jacks' scientific knowledge and thorough understanding of our industry positions him to provide valuable insights into the scientific activities of our Company.

Judith C. Pelham

Judith C. Pelham is the President Emeritus of Trinity Health, a national system of healthcare facilities, including hospitals, long-term care, home care, psychiatric care, residences for the elderly and ambulatory care, and one of the largest Catholic healthcare systems in the U.S. Prior to her current position at Trinity Health, she was the President and Chief Executive Officer of Trinity Health from 2000 to 2004, the President and Chief Executive Officer of Mercy Health Services, a system of hospitals, home care, long-term care, ambulatory services and managed care, from 1993 to 2000, the President and Chief Executive Officer of the Daughters of Charity Health Services of Austin, a network of hospitals, home care and ambulatory services, from 1982 to 1992, and the Assistant Vice President of Brigham and Women's Hospital from 1976 to 1980.

Ms. Pelham has been a director of Health Care REIT, Inc., a public real estate investment trust for senior living and health care real estate, since May 2012 and serves on its Compensation, Planning, Nominating/Corporate Governance and Investment Committees. Ms. Pelham was a director of Zoll Medical Corporation, a medical products and software solutions company, from February 2011 to April 2012 when it became a wholly owned subsidiary of Asahi Kasei Group. Ms. Pelham was a director of Eclipsys Corporation, a healthcare IT solutions company, from 2009 to August 2010 when it merged with AllScripts, and was a member of its Compensation Committee. In addition, from 2005 to 2006 she was a director of Hospira, Inc., a specialty pharmaceutical

delivery company, and a member of its Audit and Public Policy and Compliance Committees. She also sits on the board of trustees of Smith College and is a member of its Audit, Finance, Buildings and Grounds, and Libraries Committees and chairs the Audit and Information Technology Committees.

Ms. Pelham has received numerous honors for her civic and healthcare systems leadership, including the CEO IT Achievement Award in 2004 from Modern Healthcare and the Healthcare Information Management Systems Society for her leadership in implementing information technology in healthcare provider organizations and the National Quality Healthcare Award in 2004 from the National Committee for Quality Healthcare, for innovation and implementation of clinical quality and patient safety systems. She received the American Hospital Association Partnership for Action Grassroots Advocacy Award in 1992 in recognition of her work in healthcare reform.

The Board concluded that Ms. Pelham should serve on the Board due to Ms. Pelham's career as an executive leader at a number of large healthcare systems, as well her extensive experience developing programs to improve the health status of communities and championing innovation and advances in the delivery of, access to and financing of healthcare, her understanding of the nation's healthcare system, the patient populations served by our Company's products and the operations of our Company.

Ronald D. Sugar

Ronald D. Sugar is the retired Chairman of the Board and Chief Executive Officer of Northrop Grumman Corporation, a global aerospace and defense company, having held these posts from 2003 through 2009. He was President and Chief Operating Officer of Northrop Grumman Corporation from 2001 until 2003. He was President, Chief Operating Officer and director of Litton Industries, Inc., a developer of military products, from 2000 until 2001, and Chief Financial Officer of TRW, Inc., an aerospace, automotive and credit reporting company, from 1994 to 1996, and President and Chief Operating Officer of TRW Aerospace, a developer of missile systems and spacecraft, from 1998 to 2000. He is a senior advisor to Ares Management LLC, a privately-held asset manager and registered investment advisor, and a senior advisor to Northrop Grumman Corporation, both since 2010.

Dr. Sugar has been a director of Chevron Corporation, a petroleum, exploration, production and refining company, since 2005. Dr. Sugar has also been a director of Apple Inc., a manufacturer and seller of, among other things, personal computers, mobile communication and media devices since

2010 and of Air Lease Corporation, an aircraft leasing company, since 2010. Dr. Sugar chairs the Audit Committee of Chevron, chairs the Audit and Finance Committee of Apple, chairs the Compensation Committee of Air Lease, and serves on the Air Lease Governance Committee. In 2014, Dr. Sugar joined the Temasek Americas Advisory Panel of Temasek Holdings (Private) Limited, a private investment company based in Singapore. Dr. Sugar is a member of the National Academy of Engineering, trustee of the University of Southern California, member of UCLA Anderson School of Management Board of Visitors, director and member of the Los Angeles Philharmonic Association and national trustee of the Boys and Girls Clubs of America.

The Board concluded that Dr. Sugar should serve on our Board because Dr. Sugar's board and senior executive-level expertise, including his recent experience as Chairman and Chief Executive Officer of Northrop Grumman Corporation, provides valuable leadership experience and insight in the areas of operations, government affairs, technology and finance.

R. Sanders Williams

R. Sanders Williams has served as a director of the Company since October 17, 2014. Dr. Williams was first identified to the Governance and Nominating Committee as a potential director candidate by Vance D. Coffman, our lead independent director, and Robert A. Bradway, our Chairman of the Board and Chief Executive Officer. Dr. Williams is President of Gladstone Institutes, a non-profit biomedical research enterprise, and its Robert W. and Linda L. Mahley Distinguished Professor of Medicine, both since 2010. He is also a Professor of Medicine at the University of California, San Francisco since 2010. Prior to this, Dr. Williams served as Senior Vice Chancellor of the Duke University School of Medicine from 2008 to 2010 and Dean of the Duke University School of Medicine from 2001 to 2008. He was the founding Dean of the Duke-NUS Graduate Medical School, Singapore, from 2003 to 2008 and served on its Governing Board from 2003 to 2010. From 1990 to 2001, Dr. Williams was Chief of Cardiology and Director of the Ryburn Center for Molecular Cardiology at the University of Texas, Southwestern Medical Center. Dr. Williams has been a director of the Laboratory

Corporation of America Holdings, a diagnostic technologies company, since 2007. Dr. Williams was a director of Bristol-Meyers Squibb Company, a pharmaceutical company, from 2006 until 2013. Dr. Williams has served on the board of directors of the Gladstone Foundation, a non-profit institution that is distinct from Gladstone Institutes, since 2012 and on the board of directors of Exploratorium, a non-profit science museum and learning center located in San Francisco, since 2011. Dr. Williams received his undergraduate degree from Princeton University and his doctorate from Duke University.

The Board concluded that Dr. Williams should serve on the Board due to his broad medical and scientific background, including his leadership roles at Gladstone Institutes and Duke University, deep experience in cardiology, oversight of governance of multi-hospital healthcare provider systems, leadership of international medical programs in Singapore and China, and prior industry board experience, all of which provide valuable perspectives and insight into the operations of our Company.

THE BOARD OF DIRECTORS RECOMMENDS A VOTE "FOR" EACH OF THE ABOVE 13 NAMED NOMINEES.

Item 2

Ratification of Selection of Independent Registered Public Accountants

The Audit Committee of the Board of Directors has selected Ernst & Young LLP, or Ernst & Young, as our independent registered public accountants for the fiscal year ending December 31, 2015, and the Board has directed that management submit this selection for ratification by the stockholders at our 2015 Annual Meeting of Stockholders. Ernst & Young has served as our independent registered public accounting firm and has audited our financial statements since the Company's inception in 1980. The Audit Committee periodically considers whether there should be a rotation of our independent registered public accountants. The members of the Audit Committee believe that the continued retention of Ernst & Young as our independent registered public accountants is in the best interests of the Company. In conjunction with the mandated rotation of Ernst & Young's lead engagement partner, the Audit Committee and its chairperson are directly involved in the selection of Ernst & Young's new lead engagement partner. A representative of Ernst & Young is expected to be present at the

Annual Meeting and will have an opportunity to make a statement and respond to appropriate questions.

Stockholder ratification of the selection of Ernst & Young as our independent registered public accountants is not required by the Amgen Inc. Restated Certificate of Incorporation, the Amended and Restated Bylaws of Amgen Inc., or otherwise. However, the Board is submitting the selection of Ernst & Young to the stockholders for ratification because we believe it is a matter of good corporate governance practice. If our stockholders fail to ratify the selection, the Audit Committee will reconsider whether or not to retain Ernst & Young, but still may retain them. Even if the selection is ratified, the Audit Committee in its discretion may direct the appointment of a different independent registered public accounting firm at any time during the year if the Audit Committee determines that such a change would be in our best interests and that of our stockholders.

THE BOARD OF DIRECTORS RECOMMENDS A VOTE "FOR" RATIFICATION OF OUR INDEPENDENT REGISTERED PUBLIC ACCOUNTANTS.

Item 3

Advisory Vote to Approve Our Executive Compensation

This advisory stockholder vote, commonly known as “Say on Pay,” gives you as a stockholder the opportunity to endorse or not endorse our executive pay program and policies. Accordingly, you are being asked to vote on the compensation of our Named Executive Officers, or NEOs, as disclosed in the Compensation Discussion and Analysis and related compensation tables and the narrative in this proxy statement.

Our executive compensation program is designed to achieve the following objectives:

- **Pay for performance in a manner that strongly aligns with stockholder interests** by rewarding both our short- and long-term measurable performance.

- **Attract, motivate and retain the highest level of executive talent** by providing competitive compensation, consistent with their roles and responsibilities, our success and their contributions to this success.
- **Mitigate compensation risk** by maintaining pay practices that reward actions and outcomes consistent with the sound operation of our Company and with the creation of long-term stockholder value.
- **Consider all Amgen staff members** in the design of our executive compensation programs, to ensure a consistent approach that encourages and rewards all staff members who contribute to our success.

Our 2014 Executive Compensation Was Aligned With Our Performance

A significant majority of each NEO’s compensation is dependent on our performance and our execution of our strategic priorities. In 2014, we delivered strong performance, the highlights of which include:

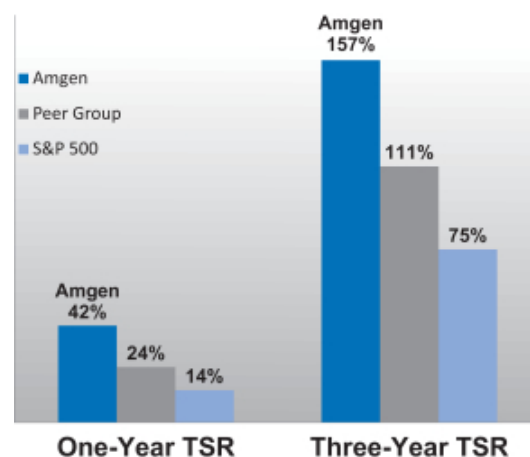
- **Demonstrated Value Creation for Our Stockholders.**

**Stock Price Appreciation
of 40% in 2014**

Our stock price increased from \$114.08 to \$159.29 per share during 2014, reflecting appreciation of 40%. This 2014 stock price performance contributed to our strong three-year stock price performance. Since 2012, our stock price has increased 148% versus 103% for our peer group and 64% for the Standard & Poor’s 500, or S&P 500.

**One-Year TSR of 42%
in 2014**

Our one-year total shareholder return, or TSR, of 42%, including our dividends, outperforms the TSRs of our peer group and the S&P 500 for the same period of 24% and 14%, respectively. Our three-year TSR of 157% also outperforms the TSRs of our peer group and the S&P 500 for the same period of 111% and 75%, respectively.



- **Payout Under Our Long-Term Incentive Performance Award Program Reflects our TSR Performance.** Consistent with our robust three-year TSR, the performance units earned in 2014 under our long-term incentive, or LTI, performance award program (for the 2012-2014 performance period) were 150% of target, or maximum payout, based on our TSR for the 2012-2014 performance period compared with the average TSR of our 15-company peer group for this period. Commencing with performance awards granted in 2013, our TSR is compared against that of the S&P 500.

ITEM 3— ADVISORY VOTE TO APPROVE OUR EXECUTIVE COMPENSATION

• **Delivering on Return of Capital to Our Stockholders.**

**\$1.9 billion
in dividends in 2014**

- Our strong cash flows and balance sheet in 2014 permitted us to return \$1.9 billion of cash to our stockholders through dividends.
- In 2014, we increased our quarterly cash dividend to \$0.61 per share from \$0.47 per share in 2013. Since our first dividend in July 2011 through 2014, we have raised the dividend three times, by an average of 30% over the previous quarterly amount, for a total dividend growth of 118% per share, and returned a total of \$4.9 billion of cash to our stockholders through dividends over this period.
- **We Repurchased Stock in 2014.** In the fourth quarter of 2014, we repurchased 0.9 million shares of our Common Stock.

• **Cost Containment.**

- We undertook actions to support our transformation plans announced in 2014 to invest in continuing innovation and the launch of our new pipeline molecules, while improving our cost structure. As part of the plan, these actions will result in an approximate 23% reduction in our facilities footprint Company-wide.
- There were no annual base salary increases in 2014 for staff members at senior manager level or above, including our NEOs. There was a reduction in value of the LTI equity award grants made in January 2014 from those made in 2013 for all NEOs, other than our Chief Executive Officer, or CEO, to respond to lower median values among our peer group. We increased our CEO's LTI equity award grant value in 2014 to maintain median positioning against our peer group as the 2013 median for the CEO position increased over the prior year.

Our Annual Cash Incentive Award Program is Tied Directly to Our Performance Based on Pre-Established Performance Goals.

- **Strong Financial Performance.** In 2014, revenues grew 7% over 2013 to \$20.1 billion, adjusted operating income grew 22% to \$8.5 billion⁽¹⁾ and adjusted net income grew 15% to \$6.7 billion.⁽¹⁾ In addition, our year-over-year adjusted earnings per share grew 14% in 2014 to \$8.70.⁽¹⁾
 - Our strong operating performance resulted in above-target performance on our pre-established performance goals for 2014 revenues (147.4% of target performance) and adjusted net income (187.9% of target performance), that comprise 60% of the weighting under our 2014 annual cash incentive award program.
- **Significant Pipeline Advancement and Success.** In 2014, we continued to significantly enhance our pipeline, the highlights of which include that six of our medicines generated positive registration-enabling data and four (Repatha™ (evolocumab)*, Corlanor® (ivabradine)*, talimogene laherparepvec and BLINCYTO™ (blinatumomab)) were submitted for regulatory approval. In December 2014, the Food and Drug Administration, or FDA, approved BLINCYTO™ less than three months after submission. We also reported positive data on our AMG 334 study for patients with episodic migraines and, as a consequence, we announced a decision to move into Phase 3 in 2015.
 - We performed at 127.6% of our pre-established target goal of “Deliver the Best Pipeline” that represents a 25% weighting under our 2014 annual cash incentive award program.
- **Execution on Key Strategic Priorities.** We performed at 96.7% of our pre-established performance goals of “Deliver Annual Priorities” comprising 15% of the weighting under our 2014 annual cash incentive award program and including Full Potential, Drug Delivery and Decision Making sub-goals.
 - In 2014, the FDA also granted approval of the Neulasta® (pegfilgrastim) Delivery Kit, including the On-body Injector for Neulasta®, a drug delivery system.

The payout under our annual cash incentive award program for all measures after weighting was 147% of target bonus opportunity.

⁽¹⁾ Adjusted operating income, adjusted net income and adjusted earnings per share are reported and reconciled in our Form 8-K dated as of January 27, 2015.

* FDA provisionally approved trade name.

Positive 2014 Say on Pay Vote and Engagement With Our Stockholders

97% stockholder support on our 2014 say on pay

In 2014, we received over 97% stockholder support on our say on pay advisory vote. We have engaged consistently in broad direct stockholder outreach over the past several years and have found these interactions highly valuable and informative and will continue to engage with our stockholders to further enhance our understanding of the perspectives of our investors. The compensation related feedback from our stockholders is reviewed by our Compensation and Management Development Committee, or Compensation Committee, and we have made a number of compensation changes in response to past discussions with our stockholders.

Since our 2014 annual meeting of stockholders, we have engaged in outreach activities and discussions with stockholders comprising approximately 50% of our outstanding shares. In 2014, our predominant feedback from investors with respect to our compensation practices was that they are satisfied with our compensation program. While we are pleased with our say on pay results and stockholder feedback, we will continue to reach out to understand and address any concerns of our stockholders. Our stockholder outreach efforts will continue after the filing of this proxy statement, as well as through our executive compensation website (www.amgen.com/executivecompensation) (accessible at www.amgen.com/executivecompensation) initiated in 2008 that invites stockholders to provide feedback directly to the Compensation Committee regarding our executive compensation program.

We Have Implemented Compensation Best Practices

We are mindful of compensation and governance best practices and have implemented the following practices, among others:

- We have a clawback policy that requires our Board of Directors, or Board, to consider the recapture of past cash or LTI equity award payouts to our NEOs if the amounts were determined based on financial results that are later restated and the NEOs' misconduct is determined by the Board to have caused the restatement.
- Our incentive compensation plans contain recoupment provisions applicable to all staff members that expressly allow the Compensation Committee to determine that annual cash incentive awards are not earned fully or in part where such employee has engaged in misconduct that causes serious financial or reputational damage to the Company.
- Our LTI equity award grants are primarily performance-based with 80% of LTI equity awards granted as performance units.
- We have robust stock ownership guidelines, with a six times base salary ownership requirement for our CEO.
- Our staff members and Board are prohibited from engaging in short sales, purchasing Common Stock on margin, pledging Common Stock, or entering into any hedging, derivative or similar transactions with respect to our Common Stock.
- We target compensation at the 50th percentile, or median, of our peer group.
- We do not provide tax gross-ups, except for business related payments such as reimbursement of certain moving and relocation expenses.
- We do not have "single-trigger" equity vesting acceleration upon a change of control for restricted stock units or stock options, and our double-trigger cash severance is limited to a multiple of two times target annual cash compensation, without tax gross-ups.
- We do not have any defined benefit pension or supplemental executive retirement plan benefits or "above-market" interest on deferred compensation.

ITEM 3 — ADVISORY VOTE TO APPROVE OUR EXECUTIVE COMPENSATION

Board Recommends a Vote “FOR” Our Executive Compensation

Our Board believes that our current executive compensation program aligns the interests of our executives with those of our stockholders and is earned primarily based on the performance of our Company. We intend that our compensation programs reward actions and outcomes that are consistent with the sound operation of our Company and are aligned with the creation of long-term stockholder value.

For the reasons discussed above, the Board recommends that stockholders vote “FOR” the following resolution:

“Resolved, that the stockholders approve, on an advisory basis, the compensation paid to the Company’s Named Executive Officers, as disclosed pursuant to Securities and

Exchange Commission rules in the Compensation Discussion and Analysis, the compensation tables and the accompanying narrative disclosure of this proxy statement.” Although this vote is advisory and is not binding on the Board, our Compensation Committee values the opinions expressed by our stockholders and will consider the outcome of the vote when making future executive compensation decisions.

We currently conduct annual advisory votes on executive compensation, and we expect to conduct the next advisory vote on executive compensation at our 2016 annual meeting of stockholders.

THE BOARD OF DIRECTORS RECOMMENDS A VOTE “FOR” THE APPROVAL OF THE ADVISORY RESOLUTION INDICATING THE APPROVAL OF THE COMPENSATION OF THE COMPANY’S NAMED EXECUTIVE OFFICERS.

Item 4

Stockholder Proposal

A stockholder and co-filer have informed the Company that they intend to present the proposal set forth below at our 2015 Annual Meeting of Stockholders, or Annual Meeting. If the stockholder (or its “qualified representative” as determined under our Amended and Restated Bylaws) is present at the Annual Meeting and properly submits the proposal for a vote, then the stockholder proposal will be voted upon at the Annual Meeting.

In accordance with the Federal securities laws, the stockholder proposal and supporting statement is presented below as submitted by the stockholder and is quoted verbatim and is in italics. The Company disclaims all responsibility for the content of the proposal and the supporting statement, including other sources referenced in the supporting statement.

FOR THE REASONS STATED IN THE BOARD’S RESPONSE, WHICH FOLLOWS THE STOCKHOLDER PROPOSAL, THE BOARD STRONGLY AND UNANIMOUSLY RECOMMENDS THAT YOU VOTE “AGAINST” THE STOCKHOLDER PROPOSAL.

Stockholder Proposal

Michael Burke Stansbury and Francie Rutherford, each owner of a purported 50 shares of our Common Stock as of December 9, 2014, appointing Investor Voice, SPC as their representative, with an address of 10033 12th Avenue NW, Seattle, WA 98177, have notified us of their intention to submit the following proposal at our Annual Meeting. Walden Asset Management, owner of a purported 25,636 shares of our Common Stock as of December 3, 2014, has notified us that they are co-filing the proposal.

RESOLVED: *Shareholders of Amgen, Inc. (“Amgen”) hereby request the Board of Directors to initiate the steps necessary to amend Amgen’s governing documents to provide that all matters presented to shareholders, other than the election of directors, shall be decided by a simple majority of the shares voted FOR and AGAINST an item. This policy shall apply to all such matters unless shareholders have approved higher thresholds, or applicable laws or stock exchange regulations dictate otherwise.*

SUPPORTING STATEMENT:

This proposal is needed because Amgen counts votes two different ways in its proxy – a practice we feel is confusing, inconsistent, does not fully honor voter intent, and harms shareholder best-interest.

Vote Calculation Methodologies, a CalPERS / GMI Ratings report, studied companies in the S&P 500 and Russell 1000 and found that 48% employ simple majority vote-counting as requested by this Proposal. See <http://www.calpers-governance.org/docs-sof/provyvoting/calpers-russell-1000-vote-caculation-methodology-final-v2.pdf>

Recently, Cardinal Health, ConAgra Foods, Plum Creek Timber, and Smucker’s each implemented the request of this Proposal.

The Securities and Exchange Commission dictates a specific vote-counting formula for the purpose of establishing eligibility for resubmission of shareholder-sponsored proposals. This formula – which we will call the “Simple Majority Vote” – is the votes cast FOR, divided by two categories of vote, the:

- FOR votes, plus
- AGAINST votes.

However, Amgen does not uniformly follow the Simple Majority Vote. With respect to adopting a shareholder-sponsored proposal (versus determining its eligibility for resubmission), Amgen’s proxy states that abstentions “will have the same effect as votes against”.

Thus, results are determined by the votes cast FOR a proposal, divided by not two, but three categories of vote:

- FOR votes,
- AGAINST votes, plus
- ABSTAIN votes.

At the same time as Amgen applies this more restrictive formula that includes abstentions to shareholder-sponsored items (and other management ones), it employs the Simple Majority Vote and excludes abstentions for management’s Proposal 1 (in uncontested director elections), saying they “will not count”.

These practices boost the appearance of support for management's Proposal 1, but depress the calculated level of support for other items – including every shareholder proposal.

Invariably, abstaining voters have not followed a Board's typical recommendation to vote AGAINST every shareholder-sponsored item. Despite this, Amgen counts every abstain vote – without exception – as if the voter agreed with the Board's AGAINST recommendation.

In our view, Amgen's use of two vote-counting formulas is confusing, inconsistent, does not fully honor voter intent, and harms shareholder best-interest.

Therefore, please vote FOR good governance and Simple Majority Voting at Amgen.

~ ~ ~

Board Response to the Stockholder Proposal

The Board of Directors recommends a vote “AGAINST” the Stockholder Proposal for the following reasons:

Our Board of Directors has considered this proposal and has concluded that it is not in the best interests of the Company or its stockholders to adopt the proponent's vote-counting methodology.

Our stockholder approval standard and vote counting methodology of including abstentions adheres to Delaware law.

The Company is incorporated in the State of Delaware and, therefore, Delaware law governs the voting standards for action by the Company's stockholders. The required vote for action by the Company's stockholders follows the default approval standard for stockholder action under Delaware law. The Company's Amended and Restated Bylaws provide that, except in the election of directors, as otherwise provided by the Company's governing documents or required by applicable laws, rules and regulations, when a quorum is present, the affirmative vote of the holders of a majority of the shares present (in person or by proxy) and entitled to vote is required to approve any matter brought before a stockholder meeting. We believe the majority of Delaware corporations adhere to the same default voting standard.

Under Delaware law, abstention votes are considered shares “entitled to vote.” Accordingly, in the vote tabulation for matters that require the affirmative vote of the majority of the shares present and entitled to vote, abstentions are not included in the numerator (because they are not affirmative votes), but are included in the denominator as shares entitled to vote. Therefore, abstentions under this standard have the same practical effect as a vote “against” a proposal.

Our vote counting methodology applies identically to management-sponsored proposals and stockholder proposals. In its supporting statement, the proponent focuses on the effect that counting abstentions has on stockholder proposals. As disclosed in this proxy statement, abstention votes are included in the vote count for each of these management-sponsored proposals and have the same practical effect as a vote against them. This vote count standard does not favor these management-sponsored proposals over the stockholder proposals. Both are treated equally.

Our Board of Directors believes that since stockholders are made aware of the treatment and effect of abstentions, counting abstention votes effectively honors the intent of our stockholders.

Stockholders typically have three voting choices for a particular proposal: for; against and abstain. In the proxy statement for the annual meeting, the Company discloses the vote required to approve each proposal, and also describes how abstentions will be counted in the vote tabulation and the effect of abstentions on the outcome of a matter. The Company's stockholders are informed that if they vote “abstain” on a proposal other than the election of directors, their vote will have the same practical effect as an “against” vote, and the Board believes that counting abstention votes effectively honors the intent of the Company's stockholders. If a stockholder elects to abstain on a matter, the Board believes that the stockholder recognizes the impact of the vote and expects it to be included in the vote count.

Furthermore, the Board believes that abstentions serve a worthwhile purpose. The proponent of an item of business,

be it management or a stockholder, bears the burden of persuading a majority of stockholders to affirmatively vote in favor of the item. Consistent with conversations we have had with some of our stockholders, the proponent's own cited source recognizes the value of abstentions, noting, "that some institutional investors abstain on shareholder proposals when they wish to convey support for the general subject matter, but have reservations about the specific action requested."⁽¹⁾ We therefore do not believe it would be in our stockholders' best interest or effective corporate governance to disregard these views.

Our Board of Directors believes that lowering the approval standard for proposals would be poor corporate governance. The proponent requests that abstentions be ignored for all matters presented to the Company's stockholders. Ignoring abstention votes would lower the approval standard and effectively make approval easier. Except with respect to the election of directors and matters that require, statutorily or otherwise, a different vote, the Board believes that a proposal—whether management-sponsored or stockholder-sponsored—should receive more "for" votes than the sum of "against" and "abstain" votes in order to constitute approval by the Company's stockholders. Moreover, the proponent's argument of using the "SEC Standard" of excluding abstentions in vote tabulations is based on the SEC's vote-counting rules for determining whether a stockholder may resubmit a proposal for inclusion in a company's proxy statement. These rules do not govern whether a stockholder proposal has been approved by stockholders. It may be that in this limited context the SEC

wished to set a lower bar to enable stockholders to more easily resubmit proposals. However, in other contexts, the SEC promotes voting standards similar to ours. For instance, the SEC expressly requires a form of proxy to include an abstention option with respect to the advisory vote on the frequency of advisory vote on executive compensation. The Board believes that it would not be effective corporate governance or serve the best interests of the Company's stockholders to take one voting standard that an organization applies to a specific context and adopt that standard universally.

Faced with similar proposals in 2014, stockholders overwhelmingly did not support the adoption of the proposed vote counting methodology. In 2014, three companies included a similar proposal from Investor Voice in their 2014 annual meeting proxy statements. Each of those proposals received less than 13% support from stockholders. The proponent's supporting statement claims that ConAgra Foods has implemented the request of this proposal yet ConAgra Food's 2014 annual meeting proxy statement proposal on this topic received just 12.6% of its stockholders' support and we have found no evidence in public filings that ConAgra Foods has indeed implemented the subject of this proposal. Additionally, Investor Voice failed to attend our 2014 Annual Meeting of Stockholders to properly present the proposal and so it was not properly placed before the meeting. However, had it been presented, based on voting information as of immediately prior to our meeting, it would have received very low support (approximately 5.4%) from our stockholders.

THE BOARD OF DIRECTORS RECOMMENDS A VOTE "AGAINST" THE STOCKHOLDER PROPOSAL.

⁽¹⁾ Vote Calculation Methodologies Report prepared for CalPERS by GMI Ratings, September 17, 2013 located at <http://www.calpers-governance.org/docs-sof/provyvoting/calpers-russell-1000-vote-calculation-methodology-final-v2.pdf>

Security Ownership of Directors and Executive Officers

The following table sets forth certain information regarding the beneficial ownership of our Common Stock as of March 16, 2015 by: (i) each current director and nominee; (ii) our Named Executive Officers, or NEOs (as specified on page 39) and (iii) all of our current directors and executive officers as a group. There were 757,913,499 shares of our Common Stock outstanding as of March 16, 2015. None of our directors, nominees, NEOs or executive officers, individually or as a group, beneficially owns greater than 1% of our outstanding shares of Common Stock.

Beneficial Owner	Amgen Inc. Common Stock ⁽¹⁾⁽²⁾		
	Total Common Stock Beneficially Owned	Shares Acquirable Within 60 Days	Percent of Total
Non-Employee Directors and Nominees			
David Baltimore	51,159	20,000	*
Frank J. Biondi, Jr.	31,696	15,000	*
François de Carbonnel	22,051	5,000	*
Vance D. Coffman	48,709	20,000	*
Robert A. Eckert	0	20,000	*
Greg C. Garland	2,224	0	*
Rebecca M. Henderson	8,000	8,000	*
Frank C. Herringer ⁽³⁾	44,467	20,000	*
Tyler Jacks	21,819	20,000	*
Judith C. Pelham	15,734	0	*
Ronald D. Sugar	30,000	30,000	*
R. Sanders Williams	309	0	*
Named Executive Officers			
Robert A. Bradway	585,405	298,940	*
Anthony C. Hooper	177,141	3,016	*
David W. Meline	0	0	*
Sean E. Harper	123,812	42,056	*
Madhavan Balachandran ⁽⁴⁾	87,755	24,155	*
Michael A. Kelly ⁽⁵⁾	34,775	2,969	*
Jonathan M. Peacock ⁽⁶⁾	46,124	0	*
All current directors and executive officers as a group (22 individuals) ⁽⁷⁾	1,647,980	675,826	*

* Less than 1%.

(1) Information in this table is based on our records and information provided by directors, NEOs, executive officers and in public filings. Unless otherwise indicated in the footnotes and subject to community property laws, where applicable, each of the directors and nominees, NEOs and executive officers has sole voting and/or investment power with respect to such shares, including shares held in trust.

SECURITY OWNERSHIP OF DIRECTORS AND EXECUTIVE OFFICERS

(2) Includes shares which the individuals shown have the right to acquire (a) upon vesting of restricted stock units, or RSUs, and related dividend equivalents (excluding fractional shares), where the shares are issuable as of March 16, 2015 or within 60 days thereafter, and (b) upon exercise of stock options that are vested as of March 16, 2015 or within 60 days thereafter, as set forth in the table below. Such shares are deemed to be outstanding in calculating the percentage ownership of such individual (and the group), but are not deemed to be outstanding as to any other person. Excludes vested RSUs, and related dividend equivalents, for which receipt has been deferred by certain of the non-employee directors to a date later than 60 days after March 16, 2015. Dividend equivalents credited on RSUs are deemed reinvested and are paid out with the vested RSUs in shares of our Common Stock. Excludes (i) annual RSU grants to directors expected to be made in April 2015 pursuant to the Amgen Inc. 2009 Director Equity Incentive Program and (ii) the number of shares the Company is required to withhold for taxes from each executive officers' performance units earned for the 2012-2014 performance period, as such amounts were not available as of the date this proxy statement went to print.

Name	RSUs and Dividend Equivalents Included	Stock Options Included	RSUs and Dividend Equivalents Excluded
David Baltimore	0	20,000	0
Frank J. Biondi, Jr.	0	15,000	15,396
François de Carbonnel	0	5,000	2,125
Vance D. Coffman	0	20,000	8,419
Robert A. Eckert	0	20,000	3,741
Greg C. Garland	0	0	0
Rebecca M. Henderson	0	8,000	7,507
Frank C. Herring	0	20,000	16,828
Tyler Jacks	0	20,000	1,828
Judith C. Pelham	0	0	0
Ronald D. Sugar	0	30,000	7,176
R. Sanders Williams	0	0	0
Robert A. Bradway	14,440	284,500	0
Anthony C. Hooper	3,016	0	0
David W. Meline	0	0	0
Sean E. Harper	5,056	37,000	0
Madhavan Balachandran	2,405	21,750	0
Michael A. Kelly	1,192	1,777	0
Jonathan M. Peacock	0	0	0

(3) Includes 17,152 shares held by family trusts.

(4) Includes 47,755 shares held by family trusts.

(5) Mr. Kelly ceased being an executive officer on July 21, 2014. This information is based on representations made to the Company as of October 24, 2014, the effective date of executive certifications of stock ownership.

(6) Includes 36,675 shares pledged after Mr. Peacock's termination of employment with the Company to secure loan obligations. Mr. Peacock ceased being an executive officer on January 10, 2014. The data is based on information provided by Mr. Peacock as of January 25, 2015 in his officer questionnaire.

(7) Includes 377,699 shares (excluding fractional shares) held by the five executive officers who are not NEOs and who have a right to acquire such shares upon the vesting of RSUs that have not been deferred to a date later than 60 days after March 16, 2015 or upon exercise of vested stock options as of March 16, 2015 or within 60 days thereafter. All current directors and executive officers as a group have the right to acquire a total of 43,526 shares upon vesting of RSUs, and related dividend equivalents, where the shares are issuable as of March 16, 2015 or within 60 days thereafter and 632,300 shares upon exercise of stock options that are vested as of March 16, 2015 or within 60 days thereafter.

Security Ownership of Certain Beneficial Owners

The following table shows the number of shares of our Common Stock owned by each person or entity known to the Company to be the beneficial owners of more than 5% of our Common Stock as of December 31, 2014, except as noted, based on a review of publicly available statements of beneficial ownership filed with the Securities and Exchange Commission, or SEC, on Schedules 13D and 13G through March 16, 2015.

Name and Address of Beneficial Owner	Common Stock Beneficially Owned	
	Number of Shares	Percent of Total ⁽¹⁾
Capital Research Global Investors ⁽²⁾ 333 South Hope Street Los Angeles, CA 90071	93,166,375	12.29%
BlackRock, Inc. ⁽³⁾ 55 East 52nd Street New York, NY 10022	48,285,295	6.37%
The Vanguard Group ⁽⁴⁾ 100 Vanguard Blvd. Malvern, PA 19355	40,918,008	5.40%

⁽¹⁾ The "Percent of Total" reported in this column has been calculated based upon the numbers of shares of Common Stock outstanding as of March 16, 2015 and may differ from the "Percent of Class" reported in statements of beneficial ownership filed with the SEC.

⁽²⁾ The amounts shown and the following information was provided by Capital Research Global Investors pursuant to a Schedule 13G filed with the SEC on February 13, 2015. Capital Research Global Investors reports that it has sole voting and dispositive power over all 93,166,375 shares.

⁽³⁾ The amounts shown and the following information was provided by BlackRock, Inc. pursuant to a Schedule 13G filed with the SEC on February 9, 2015. BlackRock, Inc. reports that it has sole voting power over 40,908,709 of these shares and sole dispositive power over 48,285,295 shares.

⁽⁴⁾ The amounts shown and the following information was provided by The Vanguard Group pursuant to a Schedule 13G filed with the SEC on February 11, 2015. The Vanguard Group reports that it has sole voting power over 1,314,188 of these shares and sole dispositive power over 39,674,244 shares.

Corporate Governance

Board of Directors Corporate Governance Highlights

Our Board of Directors, or Board, is governed by our Amgen Board of Directors Corporate Governance Principles, or Corporate Governance Principles, which are amended from time to time to incorporate certain current best practices in corporate governance. Our Corporate Governance Principles may be found on our website at www.amgen.com and are available in print upon written request to the Company's Secretary at our principal executive offices at One Amgen Center Drive, Thousand Oaks, California 91320-1799, Mail Stop 38-5-A. The Board's corporate governance practices include the following:

- **Lead Independent Director.** The independent members of the Board elect a lead independent director on an annual basis. The lead independent director has specific responsibilities and authorities as discussed below. Vance D. Coffman currently serves as our lead independent director.
- **Regular Executive Sessions of Independent Directors.** Our independent directors meet privately on a regular basis. Dr. Coffman, as our lead independent director, presides at such meetings.
- **Majority Approval Required for Director Elections.** If an incumbent director up for re-election at a meeting of stockholders fails to receive a majority of affirmative votes in an uncontested election, the Board will adhere to the director resignation policy as provided in the Amended and Restated Bylaws of Amgen Inc.
- **Board Access to Management.** We afford our directors ready access to our management. Key members of management attend Board and committee meetings to present information concerning various aspects of the Company, its operations and results. The Corporate Responsibility and Compliance Committee, or Compliance Committee, members also have regular meetings in executive session with our Chief Compliance Officer, and the Audit Committee members have regular meetings in executive session with our internal auditors and separate meetings in executive session with our head of Corporate Audit.
- **Board Authority to Retain Outside Advisors.** Our Board committees have the authority to retain outside advisors.

The Audit Committee has the sole authority to appoint, compensate, retain and oversee the independent registered public accountants. The Compensation and Management Development Committee, or Compensation Committee, has the sole authority to appoint, compensate, retain and oversee compensation advisors for senior management compensation review. The Governance and Nominating Committee, or Governance Committee, has the sole authority to appoint, retain and replace search firms to identify director candidates and compensation advisors for our directors' compensation review.

- **Director Limitation on Number of Boards.** A director who is currently serving as our Chief Executive Officer, or CEO, should not serve on more than two outside public company boards. No director should serve on more than five outside public company boards.
- **Director Tenure.** Our average Board tenure is substantially less than the Standard & Poor's 500 average.
- **Director Retirement Age.** The Board has established a retirement age of 72. A director is expected to retire from the Board on the day of the annual meeting of stockholders following his or her 72nd birthday. After due consideration, the Board has waived the retirement age with respect to David Baltimore based on its determination that it would be beneficial to have Dr. Baltimore continue to serve as a director due to his unique scientific knowledge and deep understanding of the research and development activities and operations of the Company. The Board has waived the retirement age with respect to Frank Herring based on its determination that it would be beneficial to have Mr. Herring continue to serve as a director due to his financial acumen and Company knowledge and experience.
- **Director Changes in Circumstances Evaluated.** If a director has a substantial change in principal business or professional affiliation or responsibility, including a change in principal occupation, he or she shall offer his or her resignation to the chairman of the Governance

Committee. The Governance Committee determines whether to accept the resignation based on what it believes to be in the best interests of the Company and our stockholders.

- **Director Outside Relationships Require Pre-Approval.** Without the prior approval of disinterested members of the Board, directors should not enter into any transaction or relationship with the Company in which they will have a financial or a personal interest or any transaction that otherwise involves a conflict of interest.
- **Director Conflicts of Interest.** If an actual or potential conflict of interest arises for a director or a situation arises giving the appearance of an actual or potential conflict, the director must promptly inform the Chairman of the Board, or Chairman, or the chairman of the Governance Committee. All directors will recuse themselves from any discussion or decision found to affect their personal, business or professional interests.

- **Regular Board and Committee Evaluations.** The Board and the Audit, Compensation, Compliance and Governance Committees each have an annual evaluation process which focuses on their role and effectiveness, as well as fulfillment of their fiduciary duties. In 2014, the evaluations were each completed anonymously to encourage candid feedback. The Board completed its evaluation in December 2014, while the Audit, Compensation, Compliance and Governance Committees each completed its assessment in October 2014 for further evaluation by the Governance Committee in December 2014. The results of the committee evaluations are reported to and reviewed by the full Board. Each committee and the Board was satisfied with its performance and considered to be operating effectively, with appropriate balance among governance, oversight, strategic and operational matters.

Director Qualifications and Review of Board Diversity

Our Governance Committee is responsible for determining Board membership qualifications and for selecting, evaluating and recommending to the Board nominees for annual election to the Board and to fill vacancies as they arise. The Governance Committee reviews, periodically with the Board, the composition and size of the Board, each committee's performance and makes recommendations, as necessary, so that the Board reflects the appropriate balance of knowledge, experience, skills, expertise and diversity advisable for the Board as a whole and contains at least the minimum number of independent directors required by applicable laws and regulations.

The Governance Committee maintains guidelines for selecting nominees to serve on the Board and for considering stockholder recommendations for nominees. The Amgen Inc. Board of Directors Guidelines for Director Qualifications and Evaluations are included in this proxy statement as

Appendix A. Among other things, Board members should possess demonstrated breadth and depth of management and leadership experience, financial and/or business acumen or relevant industry or scientific experience, integrity and high ethical standards, sufficient time to devote to the Company's business, the ability to oversee, as a director, the Company's business and affairs for the benefit of our stockholders, the ability to comply with the Amgen Board of Directors Code of Conduct and a demonstrated ability to think independently and work collaboratively. In addition, although the Governance Committee does not maintain a diversity policy, the Governance Committee considers diversity in its determinations. Diversity includes race, ethnicity, age and gender and is also broadly construed to take into consideration many other factors, including industry knowledge, operational experience and scientific and academic expertise, geography and personal backgrounds.

Leadership Structure

Our current leadership structure and governing documents permit the roles of Chairman and CEO to be filled by the same or different individuals. The Board has currently determined that it is in the best interests of the Company and our stockholders to have Robert A. Bradway, our CEO and President, serve as Chairman, coupled with an active lead independent director. As such, Mr. Bradway holds the position of Chairman, CEO and President, and Dr. Coffman serves as the lead independent director.

Corporate Governance Structure. The Board believes our corporate governance structure, with its strong emphasis on Board independence, an active lead independent director and strong Board and committee involvement, provides sound and robust oversight of management.

Director Independence. At least annually, the Governance Committee reviews the independence of each non-employee director and makes recommendations regarding director independence to the Board and the Board affirmatively determines whether each director qualifies as independent. Each director must keep the Governance Committee fully and promptly informed as to any development that may affect the director's independence.

12 out of the 13 director nominees (over 92%) are independent as defined by The NASDAQ Stock Market, or NASDAQ, listing standards and the requirements of the Securities and Exchange Commission, or SEC, with the exception being Mr. Bradway. All of our directors are elected annually.

Lead Independent Director. The lead independent director is elected by the independent members of the Board on an annual basis. Dr. Coffman has served as the lead independent director since January 1, 2012. His term was extended by the independent members of the Board in December 2014 and he was re-elected to serve for an additional term by the independent members of the Board in March 2015. In such position, Dr. Coffman serves as a means for regular communication between the independent directors and Mr. Bradway, keeping Mr. Bradway apprised of any concerns, issues or determinations made during the independent sessions, and consults with Mr. Bradway on other matters pertinent to the Company and the Board. The lead independent director's additional responsibilities include:

- Presiding at meetings of the Board at which the Chairman is not present, including executive sessions of the independent directors;

- Serving as a liaison between the Chairman and the independent directors;
- Previewing the information to be provided to the Board;
- Approving meeting agendas for the Board;
- Assuring that there is sufficient time for discussion of all meeting agenda items;
- Organizing and leading the Board's evaluation of the CEO;
- Being responsible for leading the Board's annual self-assessment;
- Having the authority to call meetings of the independent directors; and
- If requested by major stockholders, ensuring that he/she is available for consultation and direct communication.

Key Committees Comprised of Independent Directors. The Audit, Compensation, Compliance and Governance Committees are each composed solely of independent directors and provide independent oversight of management. In addition, the Audit, Compensation and Compliance Committees meet in executive session on a regular basis with no members of management present (unless otherwise requested by the committee). Each of our committees effectively manages its Board delegated duties and communicates regularly with the Chairman and members of management. In addition, the Compensation Committee has an effective process for monitoring and evaluating Mr. Bradway's compensation and performance. Each committee chair provides a report on committee meetings held to the full Board at each regular meeting of the Board.

Independent Directors Sessions. At each regularly scheduled Board meeting, the independent directors meet in an executive session without Mr. Bradway to review Company performance, management effectiveness, proposed programs and transactions and the Board meeting agenda items. These independent sessions are organized and chaired by our lead independent director.

Annual Assessment. As part of the Board's annual self-evaluation process, the Board reviews its leadership structure and whether combining or separating the roles of

Chairman and CEO is in the best interests of the Company and our stockholders.

Benefits of Combined Leadership Structure. The Board believes that the Company and our stockholders have been best served by having Mr. Bradway in the role of Chairman and CEO for the following reasons:

- Mr. Bradway is most familiar with our business and the unique challenges we face. Mr. Bradway's day-to-day insight into our challenges facilitates a timely deliberation by the Board of important matters.
- Mr. Bradway has and will continue to identify agenda items and lead effective discussions on the important matters affecting us. Mr. Bradway's knowledge regarding our operations and the industries and markets in which we compete positions him to identify and prioritize matters for Board review and deliberation.
- As Chairman and CEO, Mr. Bradway serves as an important bridge between the Board and management and provides critical leadership for carrying out our strategic initiatives and confronting our challenges. The Board believes that Mr. Bradway brings unique insight to assist the Company to most effectively execute its strategy and business plans to maximize stockholder value.
- The strength and effectiveness of the communications between Mr. Bradway as our Chairman and Dr. Coffman as our lead independent director results in effective Board oversight of the issues, plans and prospects of our Company.
- This leadership structure provides the Board with more complete and timely information about the Company, a unified structure and consistent leadership direction and provides a collaborative and collegial environment for Board decision making.

Flexibility of the Leadership Structure. The Board is committed to high standards of corporate governance. The Board values its flexibility to select, from time to time, a leadership structure that is best able to serve the Company's

and stockholders' best interests based on the qualifications of individuals available and circumstances existing at the time. As such, the Board regularly evaluates whether combining or separating the roles of Chairman and CEO is in the best interests of the Company and our stockholders. The Board believes that a policy limiting its flexibility to choose, consistent with its fiduciary duties, a leadership structure that will enable the Company to most effectively execute its strategy and business plans to maximize stockholder value would be detrimental to the Company and our stockholders.

The Board's Role in Risk Oversight

Our Board oversees an enterprise-wide approach to risk management, which is designed to support the achievement of the Company's objectives, including strategic objectives to improve long-term financial and operational performance and enhance stockholder value. Our Board believes that a fundamental part of risk management is understanding the risks that we face, monitoring these risks and adopting appropriate control and mitigation of these risks. We believe that the risk management areas that are fundamental to the success of our annual and strategic plans include the areas of product development, safety, supply, quality, value and access, sales and promotion and corporate development, as well as protecting our assets (financial, intellectual property and information), all of which are managed cross-functionally by senior executive management reporting directly to our CEO.

We have implemented an Enterprise Risk Management, or ERM, program, which is a Company-wide effort to identify, assess, manage, report and monitor enterprise risks and risk areas that may affect our ability to achieve the Company's objectives. The ERM program involves our Board, our management and other personnel and is overseen by one of our senior executive officers. Enterprise risks are identified and managed by management and the business functions and, as discussed below, are overseen by the Board or the appropriate Board committee.

The Board discusses enterprise risks with our senior management on a regular basis, including as a part of its annual strategic planning process, annual budget review and approval, capital plan review and approval and through reviews of compliance issues in the appropriate committees of our Board, as appropriate. While the Board has the ultimate oversight responsibility for the risk management process, various committees of the Board are structured to oversee specific risks, as follows:

Committee	Primary Risk Oversight Responsibility
Audit Committee	<ul style="list-style-type: none"> Oversees financial risk, such as capital risk, financial compliance risk and internal controls over financial reporting.
Corporate Responsibility and Compliance Committee	<ul style="list-style-type: none"> Oversees non-financial compliance risk, such as regulatory risks (including the compliance risks associated with the requirements of the Federal health care program, Food and Drug Administration and Corporate Integrity Agreement). Oversees staff member compliance with the Code of Conduct.
Compensation and Management Development Committee	<ul style="list-style-type: none"> Evaluates whether the right management talent is in place. Oversees our compensation policies and practices, including whether such policies and practices balance risk-taking and rewards in an appropriate manner as discussed further below.
Governance and Nominating Committee	<ul style="list-style-type: none"> Oversees the assessment of each member of the Board's independence, as well as the effectiveness of our Corporate Governance Principles and Board of Directors' Code of Conduct.

At each regular meeting, or more frequently as needed, the Board considers reports from each of the committees set forth above, which reports may provide additional detail on risk management issues and management's response.

Compensation Risk Management

On an annual basis, management, working with the Compensation Committee's independent compensation consultant, conducts an assessment of the Company's compensation policies and practices for all staff members generally, and for our staff members who participate in our sales incentive compensation program, for material risk to the Company. The results of this assessment are reviewed and discussed with the Compensation Committee. Based on this assessment, review and discussion, we believe that, through a combination of risk-mitigating features and incentives guided by relevant market practices and Company-wide goals, our compensation policies and practices do not present risks that are reasonably likely to have a material adverse effect on us.

In evaluating our compensation policies and practices, a number of factors were identified which the Company, the Compensation Committee and its independent consultant believe discourage excessive risk-taking, including the factors described below:

- Our compensation programs consist of a mix of incentives that are tied to varying performance periods and are designed to balance our need to drive our current performance with the need to position the Company for longer-term success.
- Of this mix of incentives, Company-wide results are the most important factor in determining the amount of an incentive award for each of our staff members. Additionally, we cap short-term incentives and make long-term incentive, or LTI, equity awards a component of compensation for nearly all of our full-time staff members. In particular, the CEO and the other executive officers participate in compensation plans that are designed so that the largest component of their compensation is in the form of LTI equity awards to

ensure that a significant portion of their compensation is associated with long-term, rather than short-term, outcomes, which aligns these individuals' interests with our stockholders.

- We employ strong practices with respect to equity awards: we do not award mega-grants, discounted stock options or immediately vested stock options to staff members; we have grant guidelines that generally limit the grant date for our equity grants to the third business day after our announcement of quarterly earnings and we prohibit staff members from hedging the economic risk of our Company's Common Stock.
- We have robust stock ownership guidelines for vice presidents and above that require significant investment by these individuals in our Common Stock.
- Our Company values and leadership behaviors are an integral part of the performance assessments of our staff members and are particularly emphasized in our assessment tools at higher positions. These evaluations serve as an important information tool and basis for compensation decisions.

- The Compensation Committee retains full discretion to reduce or eliminate annual cash incentive awards to our executive officers and can and has modified awards downwards.
- We have a clawback policy that requires our Board to consider recapturing past cash or equity compensation payouts awarded to our executive officers if it is subsequently determined that the amounts of such compensation were determined based on financial results that are later restated and the executive officer's misconduct caused or partially caused such restatement.
- We have recoupment provisions that expressly allow the Compensation Committee or management, as appropriate, to consider employee misconduct that caused serious financial or reputational damage to the Company when determining whether an employee has earned an annual cash incentive award or the amount of any such award.
- Our Insider Trading Policy prohibits pledging and hedging our Common Stock.

Codes of Ethics and Business Conduct

Our Board has adopted two codes of business conduct and ethics, one that applies to our directors and the second which applies to all of our staff members, including our executive officers. We also have a Code of Ethics for senior financial officers. To view our codes of business conduct, please visit our website at www.amgen.com. We intend to

disclose any future amendments to certain provisions of our codes of business conduct and ethics, or waivers of such provisions, applicable to our directors and executive officers, at the same location on our website identified above. There were no waivers of any of the codes of business conduct or the codes of ethics in 2014.

Director Independence

At least annually, the Governance Committee reviews the independence of each non-employee director and makes recommendations to the Board and the Board affirmatively determines whether each director qualifies as independent. Each director must keep the Governance Committee fully and promptly informed as to any development that may affect the director's independence.

The Board has determined that each of our non-employee directors is independent under the listing standards of NASDAQ and the requirements of the SEC. Mr. Bradway is

not independent based on his service as our CEO and President. Mr. Bradway is the only director who also serves us in a management capacity. In making its independence determinations, the Board reviewed direct and indirect transactions and relationships between each director, or any member of his or her immediate family, and us or one of our subsidiaries or affiliates based on information provided by the director, our records and publicly available information. All of the reviewed transactions and arrangements were entered into in the ordinary course of business and none of the business transactions, donations or grants involved an

amount that (i) exceeded the greater of 5% of the recipient entity's revenues or \$200,000 with respect to transactions where a director or any member of his or her immediate family or spouse served in any capacity other than as a director of a publicly held corporation or (ii) exceeded \$10,000 with respect to professional or consulting services provided by entities at which our directors serve as professors or employees. The following types and categories of transactions, relationships and arrangements were considered by our Board in making its independence determinations:

- Each of our independent directors (or their immediate family members), currently serves or has previously served within the last three years as a professor, trustee, director, or member of a board, council or committee for one or more colleges, universities or non-profit, charitable organizations, including research or scientific institutions, to which The Amgen Foundation, Inc. has made matching donations under our Amgen matching gift program that is available to all of our employees and directors, or has made grants.
- Each of our independent directors (or their immediate family members), other than Ms. Pelham, currently serves

or has previously served within the last three years as a member of the board of directors or the board of trustees or an advisory board for an entity with which Amgen has business transactions or to which Amgen makes donations or grants. The business transactions include, among other things, purchasing supplies, equipment and software licenses, repair and maintenance fees, healthcare sponsorships and programs, utilities, clinical trials, research and development expenses, executive education, conferences and limited consulting services.

- Drs. Baltimore, Henderson, Jacks and Williams currently serve as professors for universities to which Amgen has made payments for certain business transactions such as symposiums, conferences, clinical trials, training and research and development expenses, software licenses and maintenance fees, as well as for grants.

None of our directors directly or indirectly provides any professional or consulting services to us and none of our directors currently has or has had any direct or indirect material interest in any of the above transactions and arrangements. The Board determined that these transactions and arrangements did not warrant a determination that the director was not independent.

Board Meetings

The Board held seven meetings in 2014 and all of the directors attended at least 75% of the total number of meetings of the Board and committees on which they served. Dr. Williams was appointed to the Board in October 2014 and attended all meetings of the Board and committees on which he served in 2014 after the date of his appointment. The independent directors meet in executive session without management, including Mr. Bradway, present at all regularly

scheduled meetings of the Board. Dr. Coffman, our lead independent director, presided at such meetings. We and the Board expect all current directors to attend our annual meetings of stockholders barring unforeseen circumstances or irresolvable conflicts. All of the then-current members of the Board, except for Drs. Baltimore and Coffman, were present at our 2014 annual meeting of stockholders.

Board Committees and Charters

The Board has six standing committees: Audit Committee; Compensation Committee; Compliance Committee; Equity Award Committee; Executive Committee and Governance Committee. The Board maintains charters for each of these standing committees. In addition, the Board has adopted a written set of Corporate Governance Principles and a Board

of Directors' code of conduct that generally formalize practices we have in place. To view the charters of our standing Board committees, our Corporate Governance Principles and the Board of Directors' code of conduct, please visit our website at www.amgen.com.

Audit Committee

The Audit Committee met nine times in 2014. Throughout 2014 and currently, Mr. Biondi serves as chairman and Ms. Pelham, Dr. Baltimore and Messrs. de Carbonnel, Eckert and Garland serve as members of the Audit Committee. Dr. Gilbert S. Omenn served on the Audit Committee until his retirement from the Board in May 2014. All members of the Audit Committee meet the NASDAQ composition requirements, including the requirements regarding financial literacy and financial sophistication, and the Board has determined that each member is independent under the listing standards of NASDAQ and the rules of the SEC, regarding audit committee membership. The Board has also determined that Messrs. Biondi, de Carbonnel, Eckert and Garland are each an "audit committee financial expert" as defined by SEC rules.

The Audit Committee has sole authority for the appointment, compensation, retention and oversight of the work of the independent registered public accountants, and responsibility for reviewing and discussing, prior to filing or issuance, with management and the independent registered public accountants (when appropriate) our audited consolidated financial statements to be included in our Annual Report on Form 10-K and earnings press releases.

Compensation and Management Development Committee

The Compensation Committee met six times in 2014. Throughout 2014 and currently, Mr. Herringer serves as chairman and Ms. Pelham, Mr. Biondi and Dr. Coffman serve as members of the Compensation Committee. Each member of the Compensation Committee has been determined by the Board to be independent under the listing standards of NASDAQ and the requirements of the SEC.

The Compensation Committee assists the Board in fulfilling its fiduciary responsibilities with respect to the oversight of the Company's compensation plans, policies and programs, especially those regarding executive compensation. The Compensation Committee is responsible for designing the Company's compensation programs that encourage high performance, promote accountability and adherence to Company values and the staff member code of conduct and to align with the interests of the Company's stockholders. The Compensation Committee is responsible for ensuring that the executive management development processes

attract, develop and retain talented leadership to serve the long-term best interests of the Company. The Compensation Committee has authority for overseeing the Board's relationship with stockholders on executive compensation matters, including stockholder outreach efforts, stockholder proposals, advisory votes, communications with proxy advisory firms and related matters.

The processes and procedures of the Compensation Committee for considering and determining compensation for 2014 for our executive officers were as follows:

- Compensation for our executive officers, including our Named Executive Officers, or NEOs, is generally determined annually in March, except for annual LTI equity awards which are determined in December of the prior year and are granted in January.
- With respect to our CEO, by the first calendar quarter of each year, the Compensation Committee reviews and approves Company performance goals and objectives for the current year and evaluates the CEO's performance in light of the Company performance goals and objectives established for the prior year. The Compensation Committee evaluates the performance of the CEO within the context of the financial and operational performance of the Company, considers competitive market data and establishes the CEO's compensation based on this evaluation. The values of each component of total compensation (base salary, target annual cash incentive awards and equity awards) for the current year, as well as total annual compensation for the prior year (including the value of equity holdings, potential change of control payments and vested benefits under our Retirement and Savings Plan, Supplemental Retirement Plan and Nonqualified Deferred Compensation Plan as of the end of the last fiscal year) are considered at this time. Final determinations regarding our CEO's performance and compensation are made during an executive session of the Compensation Committee and are reported to and reviewed by the Board in an independent directors' session.
- During 2014, the Compensation Committee engaged Frederic W. Cook & Co., Inc., or Cook & Co. or the consultant, an independent compensation consultant, to provide advice regarding executive compensation and executive compensation trends and developments, compensation designs and equity compensation

practices, market data as requested, and opinions on the appropriateness and competitiveness of our executive compensation programs relative to market practice. Cook & Co. reported directly to the Compensation Committee and attended regularly scheduled meetings of the Compensation Committee (including meeting in executive session with the Compensation Committee, as requested). In cooperation with management, Cook & Co. assesses the potential risks arising from our compensation policies and practices. Management interacts with the consultant to provide information or the perspective of management as requested by the consultant or Compensation Committee, coordinates payment to the consultant out of the Board's budget, notifies the consultant of upcoming agenda items and makes the consultant aware of regular or special meetings of the Compensation Committee.

- In setting executive compensation, the Compensation Committee compares the Company's pay levels and programs to those of the Company's competitors for executive talent and uses this comparative data as a guide in its review and determination of compensation. Our Compensation Committee considers and selects an appropriate peer group (consisting of biotechnology and pharmaceutical companies), based in part on the recommendations of Cook & Co., and, for each NEO, the Compensation Committee reviews the compensation levels and practices of our peer group, which for our NEOs, other than the CEO, is based on reports prepared by management from information contained in compensation surveys and proxy statements. Cook & Co. provides the Compensation Committee with market data, practices of our peer group and recommendations for the CEO position.
- Our Compensation Committee determines compensation for the executive officers (other than the CEO) based, in part, on the recommendations of our CEO regarding base salary, annual cash incentive awards and equity awards. In determining his compensation recommendations for each NEO, our CEO reviews comparative peer group data. The Compensation Committee has typically followed these recommendations.
- The Compensation Committee generally holds executive sessions (with no members of management present, unless requested by the Compensation Committee) at each of its regular meetings.

- The Compensation Committee has authority to delegate any of the functions described above to a subcommittee of its members. No delegation of this authority was made in 2014.

Each year the Compensation Committee reviews the independence of its compensation consultants and other advisors. In performing its analysis, the Compensation Committee considers the factors set forth in the SEC rules and the NASDAQ listing requirements. After review and consultation with Cook & Co., the Compensation Committee has determined that Cook & Co. is independent and there is no conflict of interest resulting from retaining Cook & Co. currently or during the year ended December 31, 2014.

Equity Award Committee

The Equity Award Committee met four times in 2014. Throughout 2014 and currently, Mr. Herringer serves as chairman and Dr. Coffman and Mr. Bradway serve as members of the Equity Award Committee. Our Board has delegated to the Equity Award Committee the responsibility for determining annual equity-based awards to vice presidents and below who are not Section 16 officers and authority to make equity-based awards from time to time to such eligible staff members for purposes of compensation, retention, promotion and upon commencement of their employment consistent with the equity grant guidelines established by the Compensation Committee. In addition, the Equity Award Committee presents a report to the Compensation Committee detailing the equity-based awards made by the Equity Award Committee at least twice per year.

Governance and Nominating Committee

The Governance Committee met four times in 2014. Throughout 2014 and currently, Dr. Coffman serves as chairman and Drs. Baltimore, Henderson, Jacks and Sugar, and Messrs. de Carbonnel, Garland and Herringer serve as members of the Governance Committee, with Dr. Williams joining the Governance Committee effective October 2014. Each of the members of the Governance Committee has been determined by the Board to be independent under the listing standards of NASDAQ and the requirements of the SEC.

The Governance Committee is responsible for developing and overseeing the Board's Corporate Governance Principles and a code of conduct applicable to members of the Board and for monitoring the independence of the Board. The

Governance Committee also determines Board membership qualifications, selects, evaluates and recommends to the Board nominees to fill vacancies as they arise, reviews the performance of the Board and its committees and is responsible for director education. The Governance Committee maintains, with the approval of the Board, guidelines for selecting nominees to serve on the Board and considering stockholder recommendations for nominees. Such guidelines are included in this proxy statement as **Appendix A**. Stockholders wishing to communicate with the Governance Committee regarding recommendations for director nominees should follow the procedure described in “Communication with the Board” below. See “OTHER MATTERS—Stockholder Proposals” for a description of the information that a stockholder proposing to nominate a director for election must provide to the Company in their advance notice. Additionally, the Governance Committee recommends to the Board nominees for appointment as executive officers and certain other officers.

The Governance Committee also oversees the corporate governance and Board membership matters of the Company. The Governance Committee identifies and recommends to the Board qualified individuals for Board and committee membership and considers and recommends to the Board nominees to stand for election at the annual meeting of stockholders and to fill vacancies as they arise as more fully described previously in “Director Qualifications and Review of Board Diversity.” Among the Governance Committee’s responsibilities, the Governance Committee evaluates and makes recommendations to our Board regarding compensation for non-employee Board members. Any Board member who is also an employee of the Company does not receive separate compensation for service on the Board.

The processes and procedures of the Governance Committee for considering and determining director compensation are as follows:

- The Governance Committee has the authority to evaluate and make recommendations to our Board regarding director compensation. The Governance Committee conducts this evaluation periodically by reviewing our director compensation practices against the practices of an appropriate peer group and the Governance Committee may determine to make recommendations to our Board regarding possible changes to director compensation.

- The Governance Committee has the authority to retain consultants to advise on director compensation matters. No executive officer has any role in determining or recommending the form or amount of director compensation. In 2012, the Governance Committee retained Cook & Co. to advise on director compensation and determined to make a change to director compensation, the first increase to director cash compensation since 2003, effective January 1, 2013. No additional changes were made to director compensation in 2014.
- The Governance Committee has authority to delegate any of these functions to a subcommittee of its members. No delegation of this authority was made in 2014.

Corporate Responsibility and Compliance Committee

The Compliance Committee met five times in 2014. Throughout 2014 and currently, Dr. Sugar serves as chairman and Drs. Henderson and Jacks and Mr. Eckert serve as members of the Compliance Committee. Dr. Omenn served on the Compliance Committee until his retirement from the Board in May 2014. Dr. Williams joined the Compliance Committee effective October 2014.

The Compliance Committee is responsible for overseeing our compliance program and reviewing our programs in a number of areas governing ethical conduct including: (i) Federal health care program requirements; (ii) Food and Drug Administration requirements and other regulatory agency requirements, including good manufacturing, clinical and laboratory practices, drug safety and pharmacovigilance activities; (iii) interactions with members of the healthcare community; (iv) the Company’s Corporate Integrity Agreement; (v) environment, health and safety and (iv) human resources and government affairs. Additionally, the Compliance Committee receives regular updates on political, social and environmental trends, and public policy issues that may affect our business or public image, and reviews our environmental sustainability, political and philanthropic activities.

Our compliance program is designed to promote ethical business conduct and ensure compliance with applicable laws and regulations. We have codes of conduct for our officers, staff and suppliers that delineate standards for ethical business conduct and legal and regulatory

compliance as well as a business conduct hotline through which anonymous reports of misconduct can be made to our Chief Compliance Officer. To view the codes of conduct, please visit our website at www.amgen.com.

Our Chief Compliance Officer, who reports to the Compliance Committee, oversees the ongoing operations of the compliance program. The key objectives of our compliance program operations include developing policies and procedures, providing ongoing compliance training and education, auditing and monitoring of compliance risks, maintaining and promoting the business conduct hotline, conducting investigations, responding appropriately to any compliance violations and taking appropriate steps to detect and prevent recurrence.

Communication with the Board

Our annual meeting of stockholders provides an opportunity each year for stockholders to ask questions of, or otherwise communicate directly with, members of the Board on appropriate matters. In addition, stockholders may communicate in writing with any particular director, any committee of the Board, or the directors as a group, by sending such written communication to our Secretary at our principal executive offices at One Amgen Center Drive, Thousand Oaks, California 91320-1799, Mail Stop 38-5-A. Copies of written communications received at such address will be provided to the Board or the relevant director unless such communications are considered, in the reasonable judgment of our Secretary, to be inappropriate for submission to the intended recipient(s). Examples of stockholder

Executive Committee

The Executive Committee did not meet in 2014. Throughout 2014 and currently, Mr. Bradway serves as chairman and Messrs. Biondi and Herring and Drs. Coffman and Sugar serve as members of the Executive Committee. The Executive Committee has all the powers and authority of the Board in the management of our business and affairs, except with respect to certain enumerated matters, including Board composition and compensation, changes to the Amgen Inc. Restated Certificate of Incorporation or any other matter expressly prohibited by law or the Amgen Inc. Restated Certificate of Incorporation.

communications that would be considered inappropriate for submission to the Board include, without limitation, customer complaints, solicitations, communications that do not relate directly or indirectly to our business or communications that relate to improper or irrelevant topics. The Secretary or his designee may analyze and prepare a response to the information contained in communications received and may deliver a copy of the communication to other Company staff members or agents who are responsible for analyzing or responding to complaints or requests. Communications concerning potential director nominees submitted by any of our stockholders will be forwarded to the chairman of the Governance Committee.

Compensation Committee Report

The Compensation Committee has reviewed and discussed the following Compensation Discussion and Analysis with management, and based on the review and discussions, recommended to the Board of Directors that the

Compensation Discussion and Analysis be included in the Company's 2015 Annual Meeting proxy statement and incorporated by reference into the Company's Annual Report on Form 10-K.

Compensation Committee of the Board of Directors

Frank C. Herring, Chairman
Frank J. Biondi, Jr.
Vance D. Coffman
Judith C. Pelham

Executive Compensation

Compensation Discussion and Analysis

This Compensation Discussion and Analysis describes our compensation strategy, philosophy, policies, programs and practices, or compensation program, for our Named Executive Officers, or NEOs, and the positions they held in 2014:

Name	Latest Role in 2014
Robert A. Bradway	Chairman of the Board, Chief Executive Officer and President
Anthony C. Hooper	Executive Vice President, Global Commercial Operations
David W. Meline	Executive Vice President and Chief Financial Officer(1)
Sean E. Harper	Executive Vice President, Research and Development
Madhavan Balachandran	Executive Vice President, Operations
Michael A. Kelly	Former Acting Chief Financial Officer and Vice President, Global Business Services(2)
Jonathan M. Peacock	Former Executive Vice President and Chief Financial Officer(3)

- (1) Mr. Meline commenced employment with the Company on July 21, 2014.
- (2) Mr. Kelly served as our Acting Chief Financial Officer from January 10, 2014 until July 21, 2014. Effective January 5, 2015, Mr. Kelly was promoted to Senior Vice President, Global Business Services.
- (3) Mr. Peacock ceased service as our Chief Financial Officer as of January 10, 2014 and is no longer an executive officer or employee.

Selected 2014 Business Highlights and Pay for Performance

A significant majority of each NEO's compensation is dependent on our performance and our execution of our strategic priorities. In 2014, we delivered strong performance, the highlights of which include:

- **Demonstrated Value Creation for Our Stockholders.**

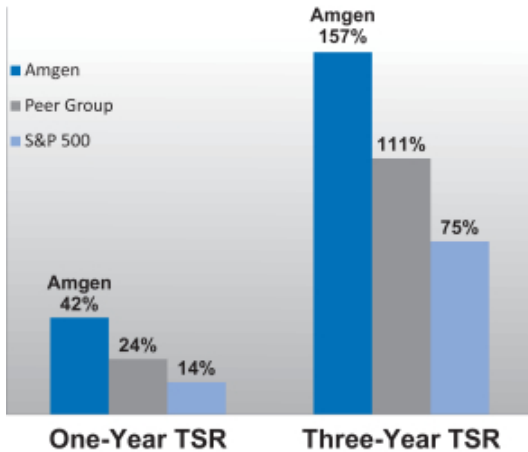
Stock Price Appreciation of 40% in 2014

Our stock price increased from \$114.08 to \$159.29 per share during 2014, reflecting appreciation of 40%. This 2014 stock price performance contributed to our strong three-year stock price performance. Since 2012, our stock price has increased 148% versus 103% for our peer group and 64% for the Standard & Poor's 500, or S&P 500.



One-Year TSR of 42% in 2014

Our one-year total shareholder return, or TSR, of 42%, including our dividends, outperforms the TSRs of our peer group and the S&P 500 for the same period of 24% and 14%, respectively. Our three-year TSR of 157% also outperforms the TSRs of our peer group and the S&P 500 for the same period of 111% and 75%, respectively.



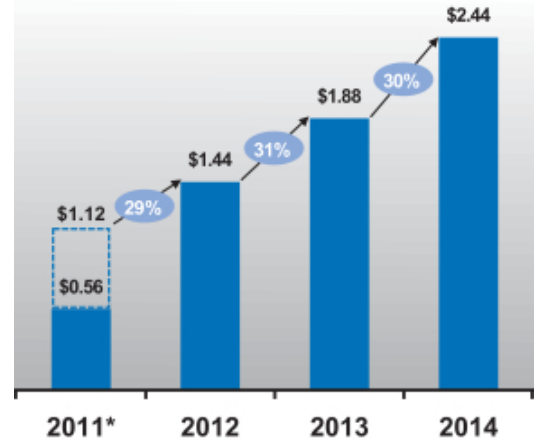
- **Payout Under Our Long-Term Incentive Performance Award Program Reflects our TSR Performance.** Consistent with our robust three-year TSR, the performance units earned in 2014 under our long-term incentive, or LTI, performance award program (for the 2012-2014 performance period) were 150% of target, or maximum payout, based on our TSR for the 2012-2014 performance period compared with the average TSR of our 15-company peer group for this period. Commencing with performance awards granted in 2013, our TSR is compared against that of the S&P 500.

- **Delivering on Return of Capital to Our Stockholders.**

\$1.9 billion in dividends in 2014

- Our strong cash flows and balance sheet in 2014 permitted us to return \$1.9 billion of cash to our stockholders through dividends.
- In 2014, we increased our quarterly cash dividend to \$0.61 per share from \$0.47 per share in 2013. Since

our first dividend in July 2011 through 2014, we have raised the dividend three times, by an average of 30% over the previous quarterly amount, for a total dividend growth of 118% per share, and returned a total of \$4.9 billion of cash to our stockholders through dividends over this period.



*represents annualized dividend

- **We Repurchased Stock in 2014.** In the fourth quarter of 2014, we repurchased 0.9 million shares of our Common Stock.

- **Cost Containment.**

- We undertook actions to support our transformation plans announced in 2014 to invest in continuing innovation and the launch of our new pipeline molecules, while improving our cost structure. As part of the plan, these actions will result in an approximate 23% reduction in our facilities footprint Company-wide.
- There were no annual base salary increases in 2014 for staff members at senior manager level or above, including our NEOs. There was a reduction in value of the LTI equity award grants made in January 2014 from those made in 2013 for all NEOs, other than our Chief Executive Officer, or CEO, to respond to lower median values among our peer group. We increased our CEO's LTI equity award grant value in 2014 to maintain median positioning against our peer group as the 2013 median for the CEO position increased over the prior year.

Our Annual Cash Incentive Award Program is Tied Directly to Our Performance Based on Pre-Established Performance Goals.

- **Strong Financial Performance.** In 2014, revenues grew 7% over 2013 to \$20.1 billion, adjusted operating income grew 22% to \$8.5 billion⁽¹⁾ and adjusted net income grew 15% to \$6.7 billion.⁽¹⁾ In addition, our year-over-year adjusted earnings per share, or EPS, grew 14% in 2014 to \$8.70.⁽¹⁾
 - Our strong operating performance resulted in above-target performance on our pre-established performance goals for 2014 revenues (147.4% of target performance) and adjusted net income (187.9% of target performance), that comprise 60% of the weighting under our 2014 annual cash incentive award program.
- **Significant Pipeline Advancement and Success.** In 2014, we continued to significantly enhance our pipeline, the highlights of which include that six of our medicines generated positive registration-enabling data and four (Repatha™ (evolocumab)*, Corlanor® (ivabradine)*, talimogene laherparepvec and BLINCYTO™ (blinatumomab)) were submitted for regulatory approval. In December 2014, the Food and Drug Administration, or FDA, approved BLINCYTO™ less than three months after submission. We also reported positive data on our AMG

334 study for patients with episodic migraines and, as a consequence, we announced a decision to move into Phase 3 in 2015.

- We performed at 127.6% of our pre-established target goal of “Deliver the Best Pipeline” that represents a 25% weighting under our 2014 annual cash incentive award program.
- **Execution on Key Strategic Priorities.** We performed at 96.7% of our pre-established performance goals of “Deliver Annual Priorities” comprising 15% of the weighting under our 2014 annual cash incentive award program and including Full Potential, Drug Delivery and Decision Making sub-goals.
 - In 2014, the FDA also granted approval of the Neulasta® (pegfilgrastim) Delivery Kit, including the On-body Injector for Neulasta®, a drug delivery system.

The payout under our annual cash incentive award program for all measures after weighting was 147% of target bonus opportunity.

Our 2014 Say on Pay Vote and Engagement With Our Stockholders

**97% stockholder support
on our 2014 say on pay**

In 2014, we received over 97% stockholder support on our say on pay advisory vote. We have engaged consistently in broad direct stockholder outreach over the past several years and have found these interactions highly valuable and informative and will continue to engage with our stockholders to further enhance our understanding of the perspectives of our investors. The compensation related feedback from our stockholders is reviewed by our Compensation and Management Development Committee, or Compensation Committee, and we have made a number of compensation changes in response to past discussions with our stockholders.


Since our 2014 annual meeting of stockholders, we have engaged in outreach activities and discussions with stockholders comprising approximately 50% of our outstanding shares. In 2014, our predominant feedback from investors with respect to our compensation practices was that they are satisfied with our compensation program. While we are pleased with our say on pay results and stockholder feedback, we will continue to reach out to understand and address any concerns of our stockholders. Our stockholder outreach efforts will continue after the filing of this proxy statement, as well as through our executive compensation website (accessible at www.amgen.com/executivecompensation) initiated in 2008 that invites stockholders to provide feedback directly to the Compensation Committee regarding our executive compensation program.

⁽¹⁾ Adjusted operating income, adjusted net income and adjusted earnings per share are reported and reconciled in our Form 8-K dated as of January 27, 2015.
* FDA provisionally approved trade name.

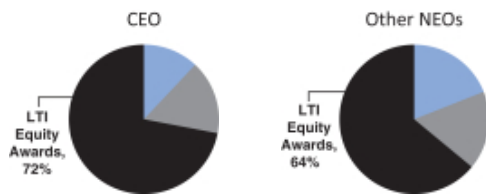
Our Compensation Program Highlights and Objectives

Our compensation practices include three elements (LTI Equity Awards, Annual Cash Incentive Awards and Base Salaries) presented below in order of magnitude and degree of alignment with pay for performance.

The vast majority of compensation for each NEO is “at risk” and based solely on our performance, with 88% of our CEO’s direct compensation and 81% of direct compensation of our other NEOs, earned solely based on our performance and paid in the form of performance units and annual cash incentives.



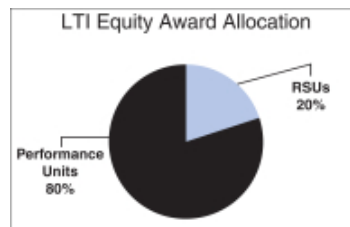
LTI Equity Awards (at risk and the largest component of compensation for our NEOs)



Purposes

- Provide a direct link to the creation of stockholder value and execution of our strategy.
- Align NEOs’ interests with stockholders.
- Foster long-term focus and retention.

- Our equity award grants are primarily performance-based with 80% of LTI equity awards granted in the form of performance units and the remaining 20% in restricted stock units, or RSUs.



- **Performance units are earned only if specified long-term performance goals are achieved.** For all performance periods commencing with 2011 and thereafter, performance units are earned based on our relative TSR performance over the three-year performance period to align our payouts with the experiences of our stockholders. Our payout for the most recent 2012-2014 performance period was at 150% of target, or maximum payout, because our high TSR for this performance period (185.7%) significantly exceeded the average of the TSRs of our 15-company peer group for this period (125.8%). (See “Elements of Compensation and Specific Compensation Decisions—Long-Term Incentive Equity Awards—Performance Units—Performance Award Program—Performance Units Earned for the Performance Period Ending in 2014.”)

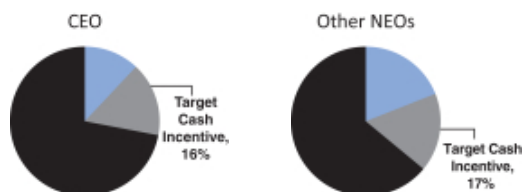
Performance Period	Relative TSR Multiplier (% of Earned Award Paid)	Absolute TSR	Payout as a % of Target
2012-2014 performance period	n/a	185.7%	150.0%
2011-2013 performance period	n/a	114.4%	122.7%
2010-2012 performance period ⁽¹⁾	133.7%	60.9%	144.1%

⁽¹⁾ Performance units for the performance period beginning in 2010 were earned based upon our revenues and adjusted EPS (weighted equally) during the first year of the performance period as compared to target performance, and modified by a relative TSR multiplier based on our TSR ranking compared with companies in our peer group at the beginning of the period.

- Beginning with the 2013-2015 performance period of our performance award program, **we measure our TSR compared with the TSR of the S&P 500, a broad-based and realistic measure of our stockholders’ investment opportunities.** If our absolute TSR is less than zero, the payout percentage shall not be greater than 100% to limit rewards in a performance period in which we perform in-line with, or better than, the S&P 500 companies, but investors do not recognize growth in their investment in our Company.
- **Our RSUs are designed to encourage retention and long-term value creation** as they generally vest over four years, with no vesting in the first year and vesting in approximately three equal annual installments on the second, third and fourth anniversaries of the grant date.

Annual Cash Incentive Awards (at risk)

Our Compensation Committee annually approves Company performance goals for our Global Management Incentive Plan, or GMIP, designed to focus the Company’s staff on and reward performance against the results of such goals. Our Executive Incentive Plan, or EIP, establishes a maximum award possible for each participant and annual cash incentive awards are generally made to our NEOs under the EIP based on the pre-established GMIP Company performance goals. Each year, the GMIP goals are tailored to focus on our financial performance, operational objectives and specific priorities.



Purposes

- Measure NEOs’ performance against pre-established GMIP Company performance goals.
- Align all staff members around the same Company performance goals as all such annual cash incentive awards are based on the same GMIP Company performance goals.
- Motivate NEOs to meet or exceed our annual GMIP Company performance goals to drive annual performance and position us for longer-term success.

- **Our annual cash incentives are earned based on achieving our financial growth and operational objectives that drive long-term growth and stockholder value.** In 2014, we established annual cash incentives based on our performance against our measures of revenues (30%) and adjusted net income (30%) and a number of operational objectives designed to drive delivery of the best pipeline (25%) and delivery of specific annual priorities (15%).

Base Salaries (the smallest component of compensation for our NEOs)



Purposes

- Provide a degree of financial certainty and stability that helps us retain talent.
- Recognize competitive market conditions and/or rewards individual performance through periodic increases.

The preceding pie charts are calculated using (i) the “Salary” column from the “Summary Compensation Table” in our Executive Compensation Tables, (ii) the target annual cash incentive award in the “Estimated Possible Payouts Under Non-Equity Incentive Plan Awards—Target” column in the table in footnote 3 to the “Grants of Plan-Based Awards” table in our Executive Compensation Tables and (iii) the grant date fair value of annual grants of performance units and RSUs in the “Grant Date Fair Value of Stock and Option Awards” column of the “Grants of Plan-Based Awards” table in our Executive Compensation Tables. Messrs. Meline, Kelly and Peacock are not included in the pie charts because Mr. Meline commenced employment with our Company on July 21, 2014, Mr. Kelly served in an NEO capacity for only a portion of 2014 and Mr. Peacock ceased service as our Chief Financial Officer as of January 10, 2014.

Our compensation practices are designed to be competitive and balanced.

- **We target compensation at the 50th percentile, or median, of our peer group.**
- **We target the 50th percentile of our peer group for our equity award budget. We are mindful of stockholder dilution and the potential dilutive effect is considered against our peer group levels.** We provide broad-based grants to nearly all of our full-time staff members and our Board of Directors, or Board. The rates at which we grant awards of stock and its potential dilutive effect are consistent with our peer group levels and have decreased over the last five years.
- **We have objective criteria for selection of our peer group and review our peer group annually.** We draw our peers from biotechnology and pharmaceuticals companies as we believe they are our direct competitors for executive talent and have comparable enterprise requirements and complexity.

We Maintain Other Compensation and Governance Best Practices

Clawback	<ul style="list-style-type: none"> • We have a clawback policy that requires our Board to consider the recapture of past cash or LTI equity award payouts to our NEOs if the amounts were determined based on financial results that are later restated and the NEOs' misconduct is determined by the Board to have caused the restatement.
Recoupment Provisions	<ul style="list-style-type: none"> • Our incentive compensation plans contain recoupment provisions applicable to all staff members that expressly allow the Compensation Committee to determine that annual cash incentive awards are not earned fully or in part where such employee has engaged in misconduct that causes serious financial or reputational damage to the Company.
Equity Practices	<ul style="list-style-type: none"> • We have robust stock ownership guidelines, with a six times base salary ownership requirement for our CEO. • Our staff members and Board are prohibited from engaging in short sales, purchasing Common Stock on margin, pledging Common Stock, or entering into any hedging, derivative or similar transactions with respect to our Common Stock. • We have strong LTI equity award plans and policies that prohibit re-pricing or backdating of equity awards. • LTI equity awards are granted based on a specific dollar amount, rather than a set number of shares, to avoid the impact of fluctuations in the stock price between the date the Compensation Committee determines the grant amount and the actual grant date.
Tax Gross-Ups	<ul style="list-style-type: none"> • We do not provide tax gross-ups, except for business-related payments such as reimbursement of certain moving and relocation expenses on behalf of newly-hired and current executives who agree to relocate to work on the Company's behalf.
Change of Control	<ul style="list-style-type: none"> • We do not have "single-trigger" equity vesting acceleration upon a change of control for RSUs and stock options. In the event of a change of control, a qualifying termination of employment, or "double-trigger," is required for acceleration of RSU and stock option vesting. • Any performance awards earned upon a change in control are based on a truncated performance period and TSR based on our actual stock price or, if greater, the value paid in such change in control. • In the event of a change of control, double-trigger cash severance is limited to a multiple of two times target annual cash compensation.
Limited Additional Compensation	<ul style="list-style-type: none"> • Our perquisites are limited to those with a clear business-related rationale. • We do not have employment contracts or guaranteed bonuses, other than in countries where they are required by law. • We do not have defined benefit pension or supplemental executive retirement plan (SERP) benefits or "above market" interest on deferred compensation.

How Compensation Decisions Are Made For Our Named Executive Officers

Responsible Party	Primary Roles and Responsibilities
Compensation Committee <i>(Comprised solely of independent directors and reports to the Board)</i>	<ul style="list-style-type: none">• Evaluates the performance of our CEO within the context of the financial and operational performance of the Company.• Determines and approves compensation packages for our CEO, other NEOs, Executive Vice Presidents, Senior Vice Presidents and Section 16 officers (collectively, "Senior Management").• Reviews and approves all compensation programs in which our NEOs participate.• Oversees the development and effective succession planning for members of Senior Management.• Oversees the Board's relationship with and response to stockholders on executive compensation matters and the Compensation Discussion and Analysis.• Exercises the sole authority to select, retain, replace and/or obtain advice of compensation and benefits consultants, legal counsel and other outside advisors and conducts an analysis of the independence of each such advisor.
Consultant to the Compensation Committee <i>(Frederic W. Cook & Co., Inc.— independent consultant retained directly by the Compensation Committee)</i>	<ul style="list-style-type: none">• Regularly attends Compensation Committee meetings, including meeting in executive session with the Compensation Committee.• Provides advice on the appropriateness and competitiveness of our compensation program relative to market practice, including advising the Compensation Committee on the selection of our peer group.• Consults on executive compensation trends and developments.• Consults on various compensation matters and recommends compensation program designs and practices to support our business strategy and objectives.• Cooperates with management to compile market data and review the appropriateness of such data.• Works with management to assess the potential risks arising from our compensation policies and practices.
CEO <i>(Assisted by the Senior Vice President, Human Resources and other Company staff members)</i>	<ul style="list-style-type: none">• Conducts performance reviews for the other NEOs and makes recommendations to the Compensation Committee with respect to compensation of Senior Management other than himself.• Provides recommendations on the development of and succession planning for the members of Senior Management other than himself.

Use of Independent Compensation Committee Consultant

To assist the Compensation Committee in its review and determination of executive compensation, the Compensation Committee retained and sought advice from Frederic W. Cook & Co., Inc., or Cook & Co., an independent consultant, throughout 2014 and to date in 2015. George B. Paulin, the Chairman of Cook & Co., worked directly with the Compensation Committee in the roles and undertaking the responsibilities previously described in "How Compensation Decisions Are Made for Our Named Executive Officers" and specifically provided consultation regarding regulatory updates, selection of our peer group and market practices for NEO compensation.

On a periodic basis, the Company purchases proprietary executive compensation survey data from Cook & Co. to inform the Compensation Committee's decisions, but does not engage Cook & Co. for any other services to the Company. During 2014, the Compensation Committee, as in past years, had responsibility for engaging Cook & Co. and directed the nature of the activity and interchange of data between Cook & Co. and management.

Peer Group

The Compensation Committee recognizes the unique demands of our industry, including its complex regulatory and reimbursement environment, and the challenges of running an enterprise focused on the discovery, development, manufacture and commercialization of innovative treatments to address serious illness. The Compensation Committee believes that these unique demands require executive talent that has significant industry experience as well as, for certain key functions, unique scientific expertise to oversee research and development activities and the complex manufacturing requirements for biologic products. Further, the Compensation Committee believes that these very specific skills and capabilities limit the pool of talent from which we can recruit and also cause our employees to be highly valued and sought after in our industry. This makes it imperative that our peer group for compensation purposes include those companies with which we compete for new executives given the similarities in experience and knowledge that are

developed at these companies. Moreover, as evidenced by the fact that 13 of the 15 companies in our peer group (10 U.S.-based companies) also list us as a peer, we believe that our peer group accurately reflects those companies with whom we compete for executive talent. The Compensation Committee compares our pay levels and programs to the peer group and uses this comparative data as a reference point in its review and determination of executive compensation. The Compensation Committee's approach also considers our performance, the individual's performance and other relevant factors in setting pay.

In July 2014, Cook & Co. reviewed our peer group with the Compensation Committee to determine whether it remained appropriate. Based in part on recommendations from Cook & Co., the Compensation Committee determined that the peer group remained appropriate and continued to meet the following objective criteria from the universe of other pharmaceutical and biotechnology companies given that our relative size and positioning remains generally the same as the prior year:

- GICS codes of biotechnology (352010) and pharmaceuticals (352020);
- 12-month average market capitalization between 0.25 and 4.0x that of Amgen's average market capitalization for the same period;
- trailing four-quarter revenues between 0.25 and 4.0x that of Amgen's revenues;
- non-U.S. peers limited to those commonly identified as a "peer of peers";
- competitors for executive talent;
- companies of comparable scope and complexity;
- competitors for equity investor capital;
- companies that identify us as their direct peer; and
- companies with similar pay practices.

Therefore, no changes were made to the peer group in 2014 and it is the Compensation Committee's view that this peer group is the most appropriate for benchmarking executive compensation as these companies are generally those with which we most closely compete for executive talent.

2014 Peer Group

<ul style="list-style-type: none"> • AbbVie Inc.(1) • Allergan, Inc. • AstraZeneca PLC • Biogen Idec Inc. • Bristol-Myers Squibb Company • Celgene Corporation • Eli Lilly and Company • Gilead Sciences, Inc. 	<ul style="list-style-type: none"> • GlaxoSmithKline plc(2) • Johnson & Johnson • Merck & Co., Inc. • Novartis AG • Pfizer Inc. • Roche Holding AG(2) • Sanofi S.A. (formerly Sanofi-Aventis)(2)
--	---

The market capitalization of our peer group ranged between \$33 billion and \$258 billion determined as of the last trading day of 2013 as provided by ThomsonONE™. The 2013 revenues of our peer group ranged between \$6.3 billion and \$71.3 billion based on public filings. Amgen's 2013 market capitalization and revenues were \$86 billion and \$18.7 billion, respectively. The median 2013 market capitalization and revenues of our peer group (not including Amgen) was \$115 billion and \$25.7 billion, respectively. We were between the 25th percentile and median relative to all of our peer group and in the range of median relative to our U.S. peers.

Peer Group Data

Our primary data sources for evaluating all elements of compensation for our CEO and other NEOs' against the peer group in March 2014 were the 2013 Towers Watson Pharmaceutical Human Resources Association, or PHRA, Executive Compensation Survey (the 2013 Towers Survey), and the available data from proxy statements filed in 2013 with the SEC for our peer group. The 2013 Towers Survey contains compensation information from pharmaceutical companies in our peer group, but does not contain information on many biotechnology companies. Therefore, compensation information for the biotechnology companies within our peer group is compiled using proxy statement filings to provide additional data and to inform the

Compensation Committee. The 2013 Towers Survey data and the peer group proxy data is compiled and presented by management to the Compensation Committee both individually and in the aggregate, including the comparison of each NEO on a position or pay rank basis and an analysis of each element of direct compensation at the median and 75th percentile of the peer group for each NEO position, other than Mr. Bradway, as our CEO. For Mr. Bradway, Cook & Co. provides data to the Compensation Committee of the median and a range between the 25th percentile and 75th percentile of the specific compensation elements paid to CEOs in our peer group. In addition to the sources provided previously, for the determination of LTI equity awards, we also considered the Cook & Co. 2013 Survey of Long-Term Incentives.

In general, the "Market Median" is derived by averaging the values of the 2013 Towers Survey 50th percentile and the 2013 peer group proxy statement 50th percentile, except for Mr. Bradway as our CEO. The Market Median shown for Mr. Bradway was the median of the specific compensation elements paid to CEOs in our peer group, as reported by Cook & Co. from proxy statement filings and Form 8-K filings. Mr. Hooper's position was not well-represented in either the 2013 Towers Survey or peer group proxy statements and, accordingly, based on his position as Executive Vice President, Global Commercial Operations with its global scope and span as well as degree of importance to the

(1) For purposes of the 2012-2014 performance award program, Abbott Laboratories and a weighted TSR for Abbott Laboratories and AbbVie starting on January 1, 2013 was used. This is described under "Elements of Compensation and Specific Compensation Decisions—Long-Term Incentive Equity Awards—Performance Units—Performance Award Program—Performance Units Earned for the Performance Period Ending in 2014."

(2) Revenues for GlaxoSmithKline plc, Roche Holding AG and Sanofi S.A. were converted into U.S. dollars using the average of daily exchange rates for 2013 as provided by Bloomberg L.P.

Company, Mr. Hooper was matched to the median of the second highest paid NEOs in the 2013 Towers Survey. No market comparable position data was available for Mr. Balachandran because his position as Executive Vice President, Operations had no comparable position included in the 2013 Towers Survey or peer group proxy statement filings as our peer group companies did not have individuals

in similarly global positions. Mr. Balachandran's position was unique, as compared to positions reported in the 2013 Towers Survey and the peer group proxy statements, because it includes global oversight of all of the Company's manufacturing operations, quality and product and process engineering.

Elements of Compensation and Specific Compensation Decisions

Described below are our three primary elements of executive compensation in order of magnitude and alignment with pay for performance: LTI equity awards; annual cash incentive awards and base salaries.

Long-Term Incentive Equity Awards

Our compensation program aims to achieve the appropriate balance of compensation relative to the responsibilities of our staff members, with the result that the largest proportion of the compensation program for our CEO and the other executive officers is in the form of LTI equity awards that are risk-based and closely aligned with the creation of long-term stockholder value. Equity-based compensation represents 72% of our CEO's compensation and 64% of compensation for our other NEOs. In addition, we also grant LTI equity awards each year to nearly all of our staff members worldwide to increase awareness of how our performance impacts stockholder value.

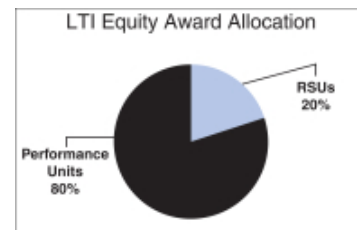
Company Continues to Exercise Discipline in the Grant of Long-Term Incentive Equity Awards

Our compensation philosophy, practices and approach continue to be effective in balancing the use of equity to align employees with our stockholders while being mindful of the level of dilution that our stockholders experience. The Compensation Committee sets an LTI budget that is approximately at the 50th percentile, or median, of our peer group because, while the Compensation Committee supports a broad-based equity plan to align our staff members with our stockholders, based on the rates at which we grant LTI equity awards the Compensation Committee strives to limit the amount of stockholder dilution to that which would be expected to be experienced by stockholders of our peer group. The rates at which we grant LTI equity awards and its potential dilutive effect is consistent with our peer group levels and has decreased over the last five years.

LTI equity award grant guidelines for each job level within the Company are then set based on the size of the annual total LTI equity award budget. We believe that our capacity to grant equity-based compensation has been a significant factor in achieving our strategic objectives by rewarding execution of our strategy and stock price appreciation, aligning our NEOs' and staff members' interests with stockholders and fostering long-term focus and retention.

Long-Term Incentive Equity Award Composition

LTI equity awards granted to our NEOs in 2014 consisted of 80% performance units and 20% RSUs.



This allocation results in the substantial majority of equity compensation being earned based on our achieved performance. We believe it is important to maintain a relatively small percentage of equity awards in the form of RSUs to incentivize retention. This composition of LTI equity awards also facilitates a more efficient use of the shares available under our LTI equity award plan and minimizes dilution as fewer shares are used when granting performance units and RSUs as compared to stock options. Performance units are generally earned at the end of the three-year performance period to the extent to which the performance

goals for the applicable period are met. Our time-vested RSUs generally vest over four years, with no vesting in the first year and vesting in approximately three equal annual installments on the second, third and fourth anniversaries of the grant date (instead of four equal annual installments commencing on the first anniversary of the grant date). This delay in the commencement of RSU vesting further emphasizes the long-term performance focus of our LTI equity award program and enhances retention.

Value of Long-Term Incentive Equity Awards Granted to Named Executive Officers in 2014

In December 2013, the Compensation Committee considered executive LTI equity award grants for 2014. To determine 2014 executive LTI equity award grant compensation, the Compensation Committee compared the value of the 2014 annual LTI equity awards for each NEO being recommended by management to the 50th and 75th percentile of the peer group for each available NEO position (as previously described under "Peer Group Data"). The Compensation Committee also took the Company's performance, the individual's performance in their role and historical grant levels into account when determining individual grants.

In reviewing the peer group market data, the Compensation Committee took into account the reduction in the median values of our peer group. Also, the Compensation Committee noted the difference in LTI equity award values for our Executive Vice President roles (or their equivalents). As a result, the Compensation Committee approved reduced values for LTI equity award grants made in 2014 from those made in 2013 for all NEOs, other than the CEO, to respond to lower median values among our peer group for those roles. Also, the Compensation Committee approved slightly higher grant values for Mr. Hooper and Dr. Harper than granted to Mr. Balachandran because Mr. Hooper and Dr. Harper are viewed as having positions that have comparable impact to the execution of the Company's strategy, whereas Mr. Balachandran's role was viewed to be more comparable to the Chief Financial Officer market data available shown in the table below. The Compensation Committee awarded Mr. Bradway a LTI equity award grant valued higher than in 2013 to maintain median positioning against our peer group for this position as the 2013 median for the CEO position increased over the prior year.

2014 Long-Term Incentive Equity Awards

Given the design of our performance award program, there is no guarantee of any value realized from grants of performance units as they are dependent on our relative TSR. The Compensation Committee determined to grant the following LTI equity awards to our CEO and the other NEOs in December 2013, with an effective grant date in January 2014. The Compensation Committee approves the aggregate grant value, with the exact number of performance units and RSUs determined based on the fair value of such awards in the 80% performance units/20% RSUs proportion on the date of grant. For more information regarding the determination of Market Median and the peer group data reviewed, see "Peer Group Data" previously discussed.

Named Executive Officer	Performance Units (\$)	Restricted Stock Units (\$)	Total Equity Value Granted (\$)	Market Median (\$)	Difference vs. Market Median Over/ (Under) (%)
Robert A. Bradway	7,200,000	1,800,000	9,000,000	8,875,000	1.4
Anthony C. Hooper	2,400,000	600,000	3,000,000	3,754,503	(20.1)
David W. Meline	(1)	(1)	(1)	(1)	n/a
Sean E. Harper	2,400,000	600,000	3,000,000	2,756,373	8.8
Madhavan Balachandran	2,240,000	560,000	2,800,000	2,839,588	(1.4)
Michael A. Kelly	280,000 ⁽²⁾	1,370,000 ⁽²⁾	1,650,000 ⁽²⁾	n/a	n/a
Jonathan M. Peacock	n/a ⁽³⁾	n/a ⁽³⁾	n/a ⁽³⁾	(3)	n/a

(1) Mr. Meline commenced employment with the Company effective July 21, 2014 and was not an employee at the time that these LTI equity awards were determined. For a description of the new-hire LTI equity awards granted to Mr. Meline in 2014 in connection with the commencement of his employment, see the subsection "Mr. Meline's New Hire Equity Grant" below.

- (2) Mr. Kelly's grants include: (a) \$1,000,000 of RSUs awarded to him in January 2014 in connection with his appointment to serve as our Acting Chief Financial Officer on January 10, 2014; (b) his annual LTI equity award valued at \$350,000 made in April 2014; and (c) a promotional RSU grant valued at \$300,000 in October 2014. For more information concerning the LTI equity awards granted to Mr. Kelly in 2014, please see the subsection "Mr. Kelly's Equity Grants" below.
- (3) Mr. Peacock ceased service as our Chief Financial Officer as of January 10, 2014 and is no longer an employee. The approval of the LTI equity awards allocated to Mr. Peacock in December 2013 in consideration and in anticipation of his continuing service as Chief Financial Officer was nullified by Mr. Peacock's resignation from that role on January 10, 2014, the effect of which was that no grant was made to Mr. Peacock in 2014.

Mr. Meline's New Hire Equity Grant

Mr. Meline was appointed to serve as the Company's Chief Financial Officer effective July 21, 2014. Mr. Meline received an RSU grant with a value of \$6,800,000 to compensate Mr. Meline for equity forfeited as a result of his leaving his previous employer, to induce him to join the Company and to provide LTI equity awards that are in alignment with the Company's stockholder interests.

Mr. Kelly's Equity Grants

Mr. Kelly was appointed to serve as the Company's Acting Chief Financial Officer on January 10, 2014. In connection with Mr. Kelly being asked to serve in this important capacity while the Company recruited a Chief Financial Officer, Mr. Kelly received a special RSU grant the value of which was \$1,000,000 to compensate Mr. Kelly for his service as Acting Chief Financial Officer for the amount of time it was anticipated the search for a Chief Financial Officer would take. The first 50% of such grant vested on June 30, 2014 and the remaining 50% will vest on June 30, 2015, subject to Mr. Kelly's continued service with the Company. In April 2014, in connection with our annual LTI equity award grants to all staff members, Mr. Kelly received his annual grant valued at \$350,000 (with performance units valued at \$280,000 and RSUs valued at \$70,000), commensurate with Vice President job level LTI equity award values. Mr. Kelly served as Acting Chief Financial Officer until Mr. Meline's appointment to Chief Financial Officer in July 2014 and assisted in the transition of Mr. Meline.

After Mr. Meline's appointment to Chief Financial Officer, Mr. Kelly was appointed to lead Global Business Services as a Vice President. In October 2014, Mr. Kelly was promoted to Senior Vice President, Global Business Services effective January 5, 2015. Based on the scope and strategic importance of Mr. Kelly's new position, he received a promotion RSU grant valued at \$300,000 in October 2014. This grant, when coupled with his 2014 annual grant of \$350,000, brought his total annual grant level commensurate with typical Senior Vice President job level LTI equity award values.

Performance Units

The Compensation Committee grants performance units to tie actual compensation earned from LTI equity awards directly to our long-term performance. Performance units are rights to earn shares of our Common Stock, based on pre-established performance goals achieved over a performance period, generally three years. Each performance unit earned entitles the participant to one share of the Company's Common Stock. Performance units granted to our NEOs in 2014 represented 80% in value of their total LTI equity awards, ensuring that a significant proportion of equity compensation is earned based on the performance achieved by the Company.

Performance Award Program—Performance Units Granted in 2014 for the 2014-2016 Performance Period

The Compensation Committee regularly reviews and considers whether to update the performance award goal design with input from management and Cook & Co. This is to ensure that the performance award program continues to strongly align with the interests of our stockholders. Based on such review, in December 2013, the Compensation Committee approved a performance goal design for the 2014-2016 performance period substantially identical to that of last year's performance awards (i.e., for the 2013-2015 performance period) based on the relative ranking of the Company's three-year TSR results against the three-year TSR results of the companies listed in the S&P 500 as of the grant date. The continued use of this design is based on the belief that a comparison to the S&P 500 companies:

- Allows comparison to broader market performance indicators which is a realistic representation of our stockholders' investment opportunities;
- Addresses the challenges of using a single performance metric (TSR) given the broad comparator group; and
- Tests our performance against our competition for equity investor capital.



The target payout of 100% of the units granted requires our TSR to rank at the 50th percentile, maximum payout of 150% is based on 75th percentile ranking or above, 50% payout is based on 25th percentile ranking and 0% payout is based on bottom ranking, with linear interpolation between bottom ranking and 75th percentile ranking resulting in payouts ranging from 0% to 150% of the target performance units granted. However, in the event our absolute TSR is less than zero, the payout percentage shall not be greater than 100%, notwithstanding our ranking, to limit rewards in a performance period in which we perform in-line with, or better than, the S&P 500 companies but investors do not recognize growth in their investment in our Company.

The grant date of LTI equity awards to our executive management (comprised of Senior Vice Presidents and above), including our NEOs, is the third business day after the announcement of our annual results in January and the performance period commences on the grant date. The stock prices for TSR measurements is determined using the 20 trading days starting on the grant date and the last 20 trading days of the performance period, which reduces the effect of random stock price volatility on a given day or over a shorter time period.

Performance Award Program—2015–2017 Performance Period

In December 2014, the Compensation Committee decided to retain the design of the performance goals for the performance units granted for the 2015-2017 performance period as previously described.

Performance Award Program—Performance Units Earned for the Performance Period Ending in 2014

Performance units for the 2012-2014 performance period were earned and converted into shares of Common Stock in March 2015, calculated as set forth in the table below using a payout percentage resulting from the comparison of our three-year TSR (185.7%) to the average three-year TSR of the companies in the comparator group for this performance period (125.8%). The comparator group for this performance period was our peer group at the time the performance goals were set in 2012. However, Abbott Laboratories, a member of our peer group in 2012, spun off its pharmaceutical business into a new company called AbbVie Inc. in 2013. As a result of the Abbott Laboratories spin-off, in compliance with pre-established performance goals and Section 162(m) of the Internal Revenue Code, or Section 162(m), the Compensation Committee determined that AbbVie Inc. should replace Abbott Laboratories on a go-forward basis and that we would use a weighted TSR of 47.85% Abbott Laboratories (the proportion of the performance period before the spin-off) and 52.15% AbbVie Inc. starting January 1, 2013, the effective date of the spin-off.

For the awards granted in 2012 whose performance period ended December 31, 2014, the payout percentage equals 100% plus two times the TSR percentage difference of our TSR less the average of the TSRs of our comparator group companies which may be a positive or negative amount, with actual results shown in the table below. The number of performance units earned at the end of the performance period ranges from 0% to a maximum of 150% of the target performance units granted.

2012-2014 Performance Award Program Results and Payouts

The performance results and performance units earned for our 2012-2014 performance period are as follows:

Payout Percentage:		
100%	+	2 X (Amgen TSR (185.7%) – Peer Group Average TSR (125.8%)) = 150% ⁽¹⁾

(1) We achieved a payout percentage of 219.8%, however the payout percentage was capped at 150% as the maximum for the 2012-2014 performance award program.

Payout Calculation for the 2012-2014 Performance Period:				
Common Stock Earned	=	Performance Units Granted	X	Payout Percentage (150%)

Our actual performance results for the performance periods that ended in 2014 resulted in the following value of Common Stock being earned under our performance award program for the 2012-2014 performance period:

Named Executive Officer	Performance Units Value Granted (Target) (\$)	Shares of our Common Stock Granted (#)	Shares of our Common Stock Earned ⁽¹⁾ (#)
Robert A. Bradway	6,000,000	83,752	125,628
Anthony C. Hooper	2,480,000	34,617	51,925
David W. Meline	(2)	(2)	(2)
Sean E. Harper	2,480,000	34,617	51,925
Madhavan Balachandran	720,000	10,050	15,075
Michael A. Kelly ⁽³⁾	405,312	4,800	7,200
Jonathan M. Peacock ⁽⁴⁾	2,480,000	34,617	0

- (1) Excludes dividend equivalents earned on these amounts. The value of performance units earned was not determinable as of the date this proxy statement went to print.
- (2) Mr. Meline commenced employment with the Company after the participants for the 2012-2014 performance period had been determined and did not receive any performance units for the 2012-2014 performance period.
- (3) Mr. Kelly was not an executive officer at the time his performance units were granted for the 2012-2014 performance period. He received 4,800 performance units in 2012 prior to his service as Acting Chief Financial Officer and executive officer.
- (4) Mr. Peacock ceased service as our Chief Financial Officer as of January 10, 2014 and is no longer an employee.

Initial Hire Performance Units for Mr. Hooper

To compensate Mr. Hooper for equity forfeited as a result of his leaving his previous employer, to induce him to join us and to provide long-term incentives that are in alignment with stockholder interests, certain performance units were awarded upon his hiring in October 2011. The last of these new hire performance unit awards had a performance period running from his hire date of October 27, 2011 and ending on December 31, 2014 with a grant of 35,185 performance units. The performance award goal design for this

performance unit award is identical to that of the 2012-2014 performance period previously discussed, including a maximum payout of 150%. These performance units were calculated using a payout percentage that is based upon our three-year TSR (204.2%) for the period compared to the average three-year TSR of the companies in the comparator group for this performance period (139.5%) and resulted in a payout percentage that was limited to the maximum of 150%, or 52,777 performance units.

Value of Long-Term Incentive Equity Awards Granted to Named Executive Officers in 2015

In December 2014, the Compensation Committee considered executive LTI equity award grants for 2015 and compared the proposed value of the 2015 annual LTI equity awards for each NEO being recommended by management to the 50th and 75th percentile of the peer group for each NEO position and between the 35th and 85th percentile of the Company's peer group with respect to our CEO (as previously described under "Peer Group Data"). The Compensation Committee also took the Company's and the individual's performance into account when determining individual grants. In reviewing the peer group market data, the Compensation Committee determined that the peer group data supported greater differentiation among LTI equity award values in 2015 for Executive Vice President roles. As such, Mr. Hooper received an increased LTI equity award for 2015 in response to the higher Market Median based on the second highest paid NEOs in 2014 peer group proxy statements and

Mr. Hooper's role in the 2014 Towers Survey. Dr. Harper received the same LTI equity award grant as the prior year, consistent with the Market Median for his role. Mr. Meline also received an LTI equity award grant approximately at the Market Median for his role. Additionally, although more data was available for the 2015 LTI equity award for Mr. Balachandran than at the time of the 2014 LTI equity award, management and the Compensation Committee believe that Mr. Balachandran's position continues to be unique because it includes global oversight of all of the Company's manufacturing operations, quality, and product and process engineering. As such, this position is still not well-represented in either the peer group proxy statements or the 2014 Towers Survey because this data does not have individuals in similarly global positions. Accordingly, given his strategic importance and pay ranking within our Company, the Compensation Committee determined to set Mr. Balachandran's LTI equity award level equal to his grant from the previous year.

2015 Long-Term Incentive Equity Award Grants

The Compensation Committee approved the following LTI equity award values to our CEO and the other NEOs in December 2014 for grant in January 2015. Mr. Peacock ceased service as our Chief Financial Officer as of January 10, 2014 and terminated employment prior to the December 2014 grant decisions. For more information regarding the determination of Market Median and the peer group data reviewed, see "Peer Group Data" previously described.

Named Executive Officer	Performance Units (\$)	Restricted Stock Units (\$)	Total Equity Value Granted (\$)	Market Median (\$)	Difference vs.
					Market Median Over/Under (%)
Robert A. Bradway	8,160,000	2,040,000	10,200,000	10,235,000	(0.3)
Anthony C. Hooper ⁽¹⁾	2,800,000	700,000	3,500,000	3,574,394	(2.1)
David W. Meline	2,400,000	600,000	3,000,000	2,971,892 ⁽⁴⁾	0.9
Sean E. Harper	2,400,000	600,000	3,000,000	2,921,167 ⁽⁴⁾	2.7
Madhavan Balachandran ⁽²⁾	2,240,000	560,000	2,800,000	2,158,919 ⁽⁴⁾	29.7
Michael A. Kelly ⁽³⁾	560,000	140,000	700,000	n/a	n/a

- (1) See "Peer Group Data" and "Long-Term Incentive Equity Awards" previously described regarding the market data for Mr. Hooper.
- (2) See "Peer Group Data" and "Long-Term Incentive Equity Awards" previously described regarding the market data for Mr. Balachandran.
- (3) Mr. Kelly served as Acting Chief Financial Officer from January 10, 2014 until July 21, 2014. He is no longer an executive officer and currently serves as Senior Vice President, Global Business Services. A good match for this position is not found in the 2014 Towers Survey or peer group proxy statements.
- (4) In addition to the 2014 Towers Survey and the available peer group proxy statement filings, management also presented a Cook & Co. 2014 Survey of Long-Term Incentives to the Compensation Committee to inform their decisions.

Restricted Stock Units

Time-vested RSUs comprise only 20% of our LTI equity award grants for NEOs. They result in one share of Common Stock being delivered on the vesting of each RSU and serve as an important and cost-effective retention tool because RSUs have intrinsic value on the date of grant and going forward. Our RSUs generally vest over four years in three approximately equal annual installments on the second, third and fourth anniversaries of the grant date (instead of four equal annual installments commencing on the first anniversary of the grant date). This delayed vesting schedule further emphasizes the long-term performance focus of our LTI equity award program and enhances the retention of staff members.

Dividend Equivalents

We have dividend equivalent rights on RSUs and performance units. Such dividend equivalents are payable only when and to the extent such awards are earned and converted to shares of Common Stock. The dividend equivalents may be paid in stock (with cash paid for fractional shares) or in cash.

Annual Cash Incentive Awards

Annual cash incentive awards to our NEOs are generally made under our stockholder approved EIP, which employs a stockholder approved formula that establishes a maximum award possible for each participant based on our adjusted net income. Our EIP is an umbrella plan intended to satisfy the performance-based requirements of Section 162(m). This year and in the past, actual awards under the EIP are determined by the Compensation Committee using their negative discretion under the EIP, generally based on the pre-established Company performance goals under our GMIP. This approach is not purely formulaic, as the Compensation Committee also considers the contributions of

each participant's role to our success during the performance period. Historically, and in 2014, the Compensation Committee has paid well below the maximum award permitted under the EIP and consistent with the results warranted by our performance under our Company goals. The majority of our staff members participate in our GMIP or our Value Enhancement Program, or VEP, an annual cash incentive award program also based on our pre-established GMIP Company performance goals and results.

No later than the first 90 days of the calendar year, the Compensation Committee determines the EIP participants, the EIP definition of adjusted net income, the maximum award payable to each participant under the EIP, the target annual cash incentive award opportunities under the EIP as a percentage of base salary, the GMIP Company performance goals and weightings and the percentages payable for threshold, target and maximum performance under the GMIP.

For 2014, Messrs. Bradway, Hooper, Balachandran and Kelly and Dr. Harper were each a participant in the EIP and the maximum award for each participant under the EIP continued to be based on a percentage of our adjusted net income, as defined in the EIP⁽¹⁾ (0.125% for our CEO, 0.075% for each of the Executive Vice President NEOs and 0.05% for Mr. Kelly). In 2014, Mr. Meline was a participant in the GMIP because he was not an employee at the time participants in the EIP were determined. Mr. Peacock left the Company prior to the time EIP payments were made and he did not receive any cash incentive award for 2014. In 2014, the Compensation Committee continued its practice of exercising negative discretion from the calculated EIP maximum award payable to each individual by using the GMIP Company performance goals score as applied to the participant's target annual cash incentive award opportunity in making its determination of the actual award amount paid. Annual cash incentive awards are paid in March of the year following the annual performance period and certification of the resulting payouts by the Compensation Committee.

(1) For 2014, adjusted net income for purposes of the EIP was defined as net income determined under U.S. generally accepted accounting principles, adjusted for the following, net of tax: the adverse impact of changes in accounting principles; expenses and related costs incurred in connection with business combinations; non-cash interest expense on our convertible debt; stock option expense; losses and related costs incurred with respect to legal and contractual settlements; losses on disputes with tax authorities; expenses incurred in connection with restructurings and related actions; asset impairment charges, inventory write-offs; adverse impact of changes in tax law, costs arising from a natural disaster and the impact of discontinued operations. Adjusted net income for purposes of the GMIP is adjusted net income we reported in our Form 8-K dated as of January 27, 2015.

Consistent with the prior year, the target annual cash incentive award opportunity for 2014 for Mr. Bradway was 130%, and for each Executive Vice President was 90%, of base salary. The target annual cash incentive award opportunity for Mr. Bradway and each Executive Vice President aligns us competitively with our peer group and, on average, falls slightly below the median of our peer group. Mr. Kelly's target annual cash incentive award opportunity was 55% of base salary as his bonus opportunity had been increased from 40% in recognition of his service in the capacity of Acting Chief Financial Officer until Mr. Meline's appointment to Chief Financial Officer.

2014 GMIP Company Performance Goals

The GMIP Company performance goals approved by the Compensation Committee for 2014 were "Deliver Financially" (60% weighting), "Deliver the Best Pipeline" (25% weighting), and "Deliver Annual Priorities" (15% weighting). These goals were selected to retain the emphasis on financial performance, while focusing the remaining goals on other factors that are relevant to the Company's strategy and critical to our near- and longer-term clinical and commercialization success. While all of these goals measure single-year performance, taken as a whole, they are intended to positively position us for both near- and longer-term success:

- The 2014 "Deliver Financially" goals (60%) Revenues and Adjusted Net Income are equally focused on top- and bottom-line growth and were assigned the largest weighting of 30% each, consistent with the fundamental importance of financial performance to us and our stockholders over the longer-term.
- "Deliver the Best Pipeline" goals (25%) measured progress on both early- and later-stage product candidates to focus us on executing key clinical studies and delivering a robust product pipeline at all stages of the development continuum,

which we believe is critical to our continued success over both the near- and longer-term. In 2014, we continued to significantly enhance our pipeline, the highlights of which include that six of our medicines generated positive registration-enabling data, four (Repatha™ (evolocumab)*, Corlanor® (ivabradine)*, talimogene laherparepvec and BLINCYTO™ (blinatumomab)) were submitted for regulatory approval. In December 2014, the FDA approved BLINCYTO™ less than three months after submission. We also reported positive data on our AMG 334 study for patients with episodic migraines and, as a consequence, we announced a decision to move into Phase 3 in 2015.

- "Deliver Annual Priorities" (15%) was chosen as a 2014 goal category to highlight the importance of accomplishing a series of current-year objectives to position us for the longer-term to execute under our Full Potential Program, develop drug delivery devices and deliver improvements in the area of decision making.

All of these goal categories are intended to create stockholder value in the near- and longer-term. There are no payouts for below-threshold performance on the two financial metrics. Threshold performance for the non-financial primary metrics, which are often expressed in milestones, are more subjective in nature than are the financial metrics and could result in a very small payout percentage (less than 1% of annual cash compensation). Maximum performance under each metric results in earning 225% of target annual cash incentive award opportunity for that metric.

For 2014, to reduce the GMIP Company performance goal score during years of high financial over-achievement, the Compensation Committee widened the minimum and maximum ranges of performance. In addition, the maximum payout for the financial goals for 2014 requires higher performance over plan than prior years.

* FDA provisionally approved trade name.

2014 GMIP Company Performance Goals and Results

The table below illustrates the weighting of each goal, the goals established and our actual performance for 2014:

Deliver Financially (60% weighting)—Achieved 167.7%				
Sub-goals	Threshold	Target	Maximum	Achieved
Revenues (30%)	\$18,150 million	\$19,400 million	\$20,950 million	\$20,063 million <i>Achieved—147.4%</i>
Adjusted Net Income⁽¹⁾ (30%)	\$5,725 million	\$6,225 million	\$6,850 million	\$6,700 million <i>Achieved—187.9%</i>

(1) Adjusted net income for purposes of the GMIP is adjusted net income as we reported in our Form 8-K dated as of January 27, 2015.

Deliver the Best Pipeline (25% weighting)—Achieved 127.6%		
Sub-goals	Results	Achieved
Advance the Early Pipeline (5%)	<ul style="list-style-type: none"> Generated new product strategy teams. Initiated first-in-human studies. Advanced programs through the early-to-late stage portal. 	50.0%
Advance Late-stage Assets (20%)	<ul style="list-style-type: none"> Executed key clinical programs, including filings and obtaining approvals. 	147.0%

Deliver Annual Priorities (15% weighting)—Achieved 96.7%		
Sub-goals	Results	Achieved
Full Potential Goals (7%)	<ul style="list-style-type: none"> Deliver savings for 2014. Move the first wave of transformation to implementation. 	104.1%
Drug Delivery (5%)	<ul style="list-style-type: none"> Develop and implement drug delivery systems to optimize lifecycle management, pipeline development, and innovation. 	75.0%
Decision Making (3%)	<ul style="list-style-type: none"> Decision making goal setting. Decision making tool usage. 	112.5%

2014 GMIP Company Performance Goals Composite Score	147.0%
--	---------------

2014 Annual Cash Incentive Awards

As shown in the table above, our performance against the 2014 GMIP Company performance goals yielded a composite score of approximately 147% and the Compensation Committee awarded actual annual cash incentive awards under the EIP to our NEOs based on this composite score. No further discretion was employed.

Named Executive Officer	Target 2014 Award(\$)(1)	Actual 2014 Award(\$)
Robert A. Bradway	1,950,000	2,867,000
Anthony C. Hooper	901,620	1,325,000
David W. Meline(2)	327,121	481,000
Sean E. Harper	806,850	1,186,000
Madhavan Balachandran	693,000	1,019,000
Michael A. Kelly	280,388	412,000
Jonathan M. Peacock(3)	n/a	0

(1) Calculated in accordance with GMIP.

(2) Because Mr. Meline commenced employment with us in July 2014, he received a pro-rata share of his 2014 eligible award under the GMIP as he was not an employee when participants in the EIP were determined. The target award shown reflects pro-rating based on the term of his employment during 2014.

(3) Mr. Peacock ceased service as our Chief Financial Officer as of January 10, 2014 and is no longer an executive officer or employee. No annual cash incentive award was provided to Mr. Peacock in 2014.

In March 2015, the Compensation Committee approved GMIP Company goal categories for 2015 performance. These goal categories are "Deliver Results" (70%) (which is comprised of Revenues (30%), Adjusted Net Income (30%) and Execute New Product/Delivery System Launches (10%) sub-goals) and "Progress Innovative Pipeline" (30%) (which is comprised of "Execute Key Clinical Studies and Regulatory Filings" (20%) and "Advance Early Pipeline" (10%) sub-goals).

2011 Special Retention Award

In March 2011, while Mr. Balachandran served as our Senior Vice President, Manufacturing, the Compensation Committee approved a \$1,000,000 special cash retention award to Mr. Balachandran, payable in installments of \$330,000 on March 2, 2012 and 2013 and \$170,000 on March 2, 2014 and 2015, subject to his continued employment through such dates (excluding terminations due to death or disability and involuntary termination by us not for cause). This special retention award was made in light of Mr. Balachandran's valued performance in his then-current role and the Company's desire to retain him as a succession candidate for the role of Executive Vice President, Operations. In August 2012, Mr. Balachandran was promoted to Executive Vice President, Operations.

Mr. Meline's Sign-On Bonus

To replace the pro-rata value of Mr. Meline's 2014 bonus at his current employer, which was forfeited upon his leaving, and to induce Mr. Meline to accept the Company's offer of employment and join the Company, Mr. Meline received a sign-on bonus of \$2,000,000 (50% vested on August 21, 2014 and the other 50% will vest on July 21, 2015) in addition to his initial hire RSU grant previously discussed.

Base Salaries

Generally, in March of each year, the base salaries for the NEOs are set based, in part, upon the Compensation Committee's review of the peer group data compared with the Market Median as previously described under "Peer Group Data." In addition, the Compensation Committee considers our performance, market conditions, retention and such other factors deemed relevant. Further, the Compensation Committee receives management's, including our CEO's, assessment of the performance of each of the other NEOs and recommendations regarding any base salary adjustments for them. The Compensation Committee uses our management's and CEO's evaluation of the performance of the NEOs that report to our CEO, each NEO's performance, information with respect to each NEO's experience and other

qualifications, the Market Median and environmental conditions in determining each NEO's base salary. No increase in base salary is automatic or guaranteed.

In March 2014, the Compensation Committee determined that there would be no increase in base salaries for our NEOs. This is consistent with the Compensation Committee's determination that base salaries for each staff member at a

senior managerial level and above would not be increased, except as previously approved by the Compensation Committee with respect to recent promotions or appointments, to attain better alignment with the peer group for such levels. As a result, base salaries of our NEOs were generally slightly below the Market Median.

2014 Base Salary Market Position

The 2014 base salaries and Market Median position are shown in the table below:

Named Executive Officer	2013 Base Salary (\$)	Increase (%)	2014 Base Salary (\$)	Market Median (\$)	Difference vs. Market Median Over/(Under) (%)
Robert A. Bradway	1,500,000	0	1,500,000	1,575,000	(4.8)
Anthony C. Hooper ⁽¹⁾	1,001,800	0	1,001,800	1,070,000	(6.4)
David W. Meline ⁽²⁾	n/a	n/a	900,016	901,092	(0.1)
Sean E. Harper	896,500	0	896,500	989,703	(9.4)
Madhavan Balachandran ⁽³⁾	770,000	0	770,000	n/a	n/a
Michael A. Kelly ⁽⁴⁾	509,796	0	509,796	n/a	n/a
Jonathan M. Peacock ⁽⁵⁾	904,900	0	n/a	n/a	n/a

- (1) See "Peer Group Data" previously described regarding the market data for Mr. Hooper.
- (2) Mr. Meline commenced employment with us in July 2014 and was not an employee at the time base salaries were determined.
- (3) As there was no position match in either the 2013 Towers Survey or peer group proxy statements, Mr. Balachandran was compared to the salaries of the other NEOs to determine his base salary.
- (4) As Mr. Kelly served as our Acting Chief Financial Officer during our search for our Chief Financial Officer, the Compensation Committee maintained his base salary to reflect the temporary nature of this role.
- (5) Mr. Peacock ceased service as our Chief Financial Officer as of January 10, 2014 and is no longer an executive officer or employee. Mr. Peacock did not serve in an executive officer role when the Compensation Committee determined base salaries in March 2014.

2015 Base Salary Adjustments

In March 2015, the Compensation Committee determined that base salaries for each NEO would again not be increased. This is consistent with the Compensation Committee's determination that base salaries for each staff member at an executive director level and above would not be increased in recognition of our on-going transformation activities.

Target Total Annual Cash Compensation

Target total annual cash is the sum of the NEO's base salary and target annual cash incentive award. The Compensation Committee believes that reviewing our NEOs' target annual cash compensation as compared to the Market Median provides a useful check.

In March 2014, the Compensation Committee reviewed target annual cash compensation for each NEO comparing it to the Market Median as set forth below and received historical target annual cash compensation figures over the previous three years. Our target total annual cash compensation was generally below the Market Median, which the Compensation Committee considered appropriate. For more information regarding the determination of Market Median and the peer group data reviewed, see "Peer Group Data" previously described. No material adjustments were made to target annual cash compensation for any of our NEOs as a result of this review by the Compensation Committee as the comparisons demonstrated acceptable market alignment as well as appropriate internal pay equity among the Executive Vice Presidents.

2014 Target Annual Cash Compensation

Named Executive Officer	2014 Amgen Target Annual Cash (\$)	Market Median (\$)	Difference vs. Market Median Over/(Under) (%)
Robert A. Bradway	3,450,000	3,750,000	(8.0)
Anthony C. Hooper ⁽¹⁾	1,903,420	2,140,000	(11.1)
David W. Meline ⁽²⁾	1,710,030	2,029,200	(15.7)
Sean E. Harper	1,703,350	1,897,212	(10.2)
Madhavan Balachandran ⁽³⁾	1,463,000	1,903,426	(23.1)
Michael A. Kelly ⁽⁴⁾	790,184	n/a	n/a
Jonathan M. Peacock ⁽⁵⁾	n/a	n/a	n/a

- (1) See "Peer Group Data" previously described regarding the market data for Mr. Hooper.
- (2) Mr. Meline commenced employment with us in July 2014 and was not an employee at the time target annual cash compensation was determined for the other NEOs. The amounts above show an annualized amount.
- (3) As there was no position match in either the 2013 Towers Survey or peer group proxy statements, Mr. Balachandran was compared to the target annual cash compensation of the other NEOs to determine his target annual cash compensation.
- (4) As Mr. Kelly served as our Acting Chief Financial Officer during our search for our Chief Financial Officer, no increase was made to Mr. Kelly's target annual cash compensation as a result of his service as Acting Chief Financial Officer or his promotion to Vice President, Global Business Services.
- (5) Mr. Peacock ceased service as our Chief Financial Officer as of January 10, 2014 and is no longer an executive officer or employee. Mr. Peacock did not serve in an executive officer role when the Compensation Committee determined target annual cash compensation in March 2014.

Perquisites

Perquisites are limited in both type and monetary value. The Compensation Committee believes, however, that certain perquisites facilitate the efficient operation of our business, allowing our NEOs to better focus their time, attention and capabilities on our Company, permit them to be accessible to the business as required, alleviate safety and security concerns and assist us in recruiting and retaining key executives. The perquisites provided to our NEOs generally include an allowance for personal financial planning services, including tax preparation services (not to exceed \$15,000 annually in aggregate), annual physical examinations, Company-paid moving and relocation expenses paid on behalf of newly-hired and current executives who agree to relocate to work on the Company's behalf, in limited instances, personal expenses when on business travel such as guests accompanying NEOs on business travel. Certain of our NEOs also have access to a Company car and driver and, subject to the approval of our CEO, the Company aircraft for personal use. Our CEO is encouraged to use our Company aircraft for all of his travel (business and personal) because the Compensation Committee believes that the value to us of

making the aircraft available to our CEO, in terms of safety, security, accessibility and efficiency, is greater than the incremental cost that we incur.

No tax gross-up reimbursements are provided to NEOs, except in connection with reimbursement of moving and relocation expenses consistent with our other staff members and our general relocation policy. We do not provide tax gross-ups for assistance with loss on sale of a home. We believe that providing tax gross-up reimbursements on the applicable moving and relocation expenses paid on behalf of newly-hired and current executives who agree to relocate on the Company's behalf is appropriate because it treats these executives in a similar manner as non-executives under our Company-wide policy which is designed to maximize allocation of our human resources in the best interest of the Company. It also assists in the attraction and retention of the executive talent necessary to compete successfully.

We have caps on moving and relocation expenses and on home sale loss assistance for Senior Vice Presidents and above. Our Company-wide policy includes a repayment provision applicable to all staff members (including our NEOs) which requires a new staff member hired from outside the

Company or staff members who accept an assignment and relocate, to repay us for moving and relocation expenses incurred by us in the event that the staff member does not

complete the move, resigns or is discharged for cause from the Company within two years of the employment start date (with a pro-rata refund in the second year).

Compensation Policies and Practices

Clawback Policy

We have a clawback policy that requires our Board to consider recapturing past cash or equity compensation payouts awarded to our executive officers, including our NEOs, if it is subsequently determined that the amounts of such compensation were determined based on financial results that are later restated and the executive officer's misconduct caused or partially caused such restatement.

employee has earned an annual cash incentive award or the amount of any such award. This provision is not intended to limit any other action that the Company could take against an employee, including other disciplinary actions (up to termination), ordinary course performance considerations, disclosure of wrongdoing to the government and pursuit of any other legal claims against such employees.

Recoupment Provisions

Our cash incentive compensation plans (EIP, GMIP and VEP) expressly allow the Compensation Committee, or management, as appropriate, to consider employee misconduct that caused serious financial or reputational damage to the Company when determining whether an

Stock Ownership Guidelines

Our stock ownership guidelines require our executives to hold a meaningful amount of our Common Stock, promote a long-term perspective in managing the Company, further align the interests of our executives and stockholders and mitigate potential compensation-related risk.

Stock Ownership Guidelines Requirements

The stock ownership guidelines for 2014 were as follows:

Position	Stock Ownership Requirement
Chief Executive Officer	6x base salary
Executive Vice President	3x base salary
Senior Vice President	2x base salary
Vice President	1x base salary

The following holdings count towards satisfying these stock ownership requirements:

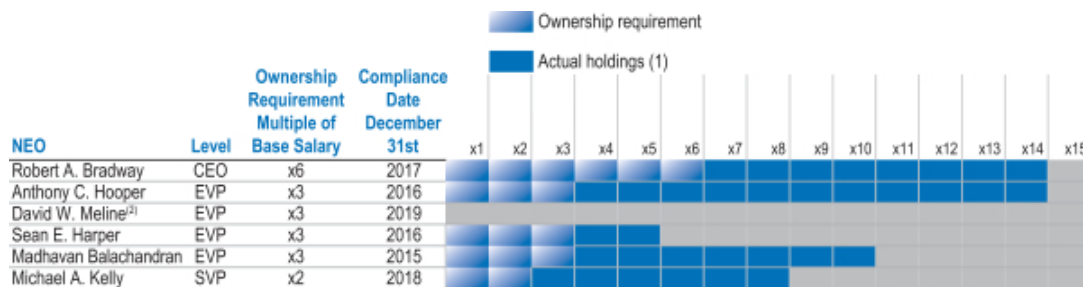
- shares of our Common Stock that are not subject to forfeiture restrictions and are beneficially held;
- shares of our Common Stock held through a 401(k) plan or other qualified pension or profit-sharing plan; and
- shares purchasable with funds then allocated under our Employee Stock Purchase Plan.

Executives are generally given five years following their placement into their current job level to comply with these guidelines. Executives who are promoted to a status with a

stock ownership level one level higher than the executive was previously required to satisfy, have three years to comply with the new ownership level if the executive has been subject to the stock ownership guidelines for five or more years. Once these ownership guidelines are met, executives are expected to maintain such ownership until they change job levels or are no longer employed by the Company. As of October 24, 2014, the effective date of our executive certifications, all executive officers, including our NEOs, who were expected to meet such guidelines, were in compliance. NEOs promoted to a new position within the last five years have the compliance dates for their new position as set forth in the table below.

Stock Ownership Guidelines Compliance Dates and Holdings

With the exception of Mr. Meline, who commenced employment with our Company on July 21, 2014, all NEOs substantially exceed their applicable stock ownership requirements.



(1) Actual holdings are as of December 31, 2014, except for Mr. Kelly's holdings which are as of October 24, 2014, the effective date of his stock holding certification, as he ceased being an executive officer on July 21, 2014.

(2) Mr. Meline commenced employment with the Company on July 21, 2014.

Insider Trading Policy and Practices

All staff members and our Board are prohibited from: (i) buying or selling our Common Stock while aware of any material nonpublic information; (ii) engaging in short sales with respect to our Common Stock; (iii) pledging or purchasing our Common Stock on margin or (iv) entering into any derivative, hedging or similar transactions with respect to our Common Stock. We do not have any executive 10b5-1 plans.

promotions or other purposes, but generally only on the third business day after the release of our quarterly or annual earnings after the date of determination by our Compensation Committee. The grant date for annual awards of performance units and RSUs to staff members other than our executive management is the third business day after the release of our first fiscal quarter earnings.

Policies for Grants of Long-Term Incentive Equity Awards

In accordance with our Equity Awards Policy, our regular annual LTI equity award grants are typically approved at an in-person or telephonic meeting of the Compensation Committee (for grants of equity awards to executive management, including our NEOs) or the Equity Award Committee (for grants to all other staff members). In unusual circumstances, LTI equity awards may be approved by the Compensation Committee or Equity Award Committee by unanimous written consent.

Tally Sheets

The Compensation Committee annually reviews tally sheets for each NEO, setting forth all components of compensation, including compensation payable at termination, retirement or a change of control. These tally sheets summarize the number of shares and the value at a given price of the LTI equity awards held by each NEO, as well as each NEO's individual cumulative account balances in our benefit plans. These tools are employed by the Compensation Committee as a useful check on total annual compensation and the cumulative impact of our long-term programs and are considered important to understand both the overall and longer-term impact of compensation decisions.

Regular grants of annual LTI equity awards to our executive management (comprised of Senior Vice Presidents and above), including our NEOs, are approved in December with a grant date that is the third business day after the release of our annual earnings, generally in January of the following year, to align the grant date with the start of the performance period. Our NEOs may also receive special equity awards on an ad hoc basis as determined by the Compensation Committee as new hires or for recognition and retention,

Based on its review of the tally sheets, the Compensation Committee may increase or decrease certain individual elements of compensation to align total compensation with peer group market data and to promote internal equity among our NEOs, other than our CEO. No material adjustments to total compensation for any of our NEOs were made as a result of the review of these tally sheets by the Compensation Committee in 2014.

Executive Compensation Website

We have implemented a website, accessible at www.amgen.com/executivecompensation, which provides a link to this proxy statement and invites our stockholders to fill out a survey to provide input and feedback to the

Compensation Committee regarding our executive compensation policies and practices. All input from our stockholders is valuable and the Compensation Committee appreciates your time and effort in completing the survey.

Non-Direct Compensation and Payouts in Certain Circumstances

Offer Letter, Severance Arrangement and Change of Control Benefits

Our CEO and other NEOs are generally not covered by contractual arrangements that provide for severance or other payments in the event of termination, but all are participants in our Change of Control Severance Plan discussed below. In addition, we typically enter into offer letters with new hires detailing their compensation and requirements to pay back certain elements of compensation. To attract talented executives from outside the Company, our offer letters generally include severance terms that apply to terminations initiated by the Company and occur for reasons “other than cause” within three years from the date of hire. These benefits are sometimes provided to officer-level candidates to provide an incentive for them to join us by reducing the risks associated with making such a job change.

Offer Letter—David W. Meline

Mr. Meline, who commenced employment as our Chief Financial Officer effective July 21, 2014, is currently subject to an offer letter that was negotiated in connection with his hiring and approved by the Compensation Committee. Mr. Meline's offer letter included our standard relocation assistance to facilitate Mr. Meline's relocation from Minnesota to California. We agreed to provide Mr. Meline with a base salary of \$900,016, which was targeted at the Market Median, and a target annual cash incentive award opportunity of 90% of base salary, which is consistent with the target annual cash incentive award opportunity for each of the other Executive Vice Presidents. We also agreed to provide Mr. Meline with a \$2,000,000 sign-on bonus, with \$1,000,000 payable within 30 days of his hire date and \$1,000,000 to be paid on the one year anniversary of his hire date, or July 21, 2015, to replace the pro-rata value of Mr. Meline's 2014 bonus with his former employer which was forfeited upon leaving his position. We also agreed to provide Mr. Meline with an RSU grant at a value of \$6,800,000 to compensate Mr. Meline for equity forfeited as

a result of his leaving his previous employer, to induce him to join the Company and to provide long-term incentives that tie a significant portion of Mr. Meline's compensation to the value of our stock in alignment with the Company's and its stockholders' interests. To replace Mr. Meline's forfeiture of certain pension benefits at his former employer, Mr. Meline was also provided with a contribution to his Deferred Compensation Plan of \$1,600,000 which will vest at the rate of 12.5% per year from 2015 through 2022 as long as Mr. Meline remains actively and continuously employed by us. We agreed to provide Mr. Meline with such compensation and benefits because Mr. Meline's leadership talent and broad international experience was important to the Company as we execute our strategy for long-term growth and bring our pipeline of medicines toward commercialization in a number of new markets and to attract him to our Company and California. Mr. Meline's compensation and benefits were designed and negotiated to facilitate a prompt, effective and fair process.

Mr. Meline's offer letter provides for cash severance protection for three years following his hire date equal to one year's annual base salary and a target annual cash incentive award (currently 90% of his annual base salary) plus up to 12 months of Consolidated Omnibus Budget Reconciliation Act of 1985, or COBRA, medical and dental coverage paid by us. Benefits of this type are often provided to officer-level candidates to provide an incentive to them to join the Company by reducing the risk of making such a job change. These severance benefits will expire on July 21, 2017, and are payable only if Mr. Meline is terminated other than for “cause.”

Severance Arrangement—Jonathan M. Peacock

Mr. Peacock resigned as our Chief Financial Officer effective January 10, 2014, at which time he continued to be employed in a non-executive officer capacity to assist in the transition of Mr. Kelly, our then-Acting Chief Financial Officer, which transition period ended in May 2014. Upon his

termination from the Company, Mr. Peacock was provided the following severance benefits: (1) lump sum payment that is approximately equal to 1.5 times base pay salary plus target annual cash incentive award opportunity; (2) reimbursement for COBRA medical coverage for up to 18 months; (3) senior executive career transition services for up to 12 months; (4) a cash payment in an amount that is approximately equal to the pro-rata value of the last unvested tranche of his new hire equity awards (stock options and RSUs) that would have vested in October 2014, based on the total period of time that he was expected to be employed over the total vesting period of such tranche (48 months) calculated on the date of his termination of employment with the Company, and using a stock price equal to \$113 per share and (5) an aggregate payment of \$10,800, representing an hourly rate of \$1,200 for authorized time that he spent following the termination of his employment in further transitioning his responsibilities and with matters that arose during his tenure with the Company. In determining these benefits, the Compensation Committee considered that, until September 2013, Mr. Peacock was eligible for severance protection at a higher benefit multiple of two times annual base salary and target annual cash incentive award opportunity plus up to 18 months of COBRA protection, that the pro-rata value of the last unvested tranche of his new hire equity awards was made, in part, to compensate Mr. Peacock for value that he left behind at his former employer and that Mr. Peacock served (including by providing important transition services) nearly the full vesting period. The agreement between the Company and Mr. Peacock includes a general release of all claims by Mr. Peacock and provides that Mr. Peacock forfeit and repay substantial benefits of this agreement if Mr. Peacock materially breaches any covenants or conditions in the agreement or the previously signed Proprietary Information and Inventions Agreement, including if Mr. Peacock fails to fulfill his post-termination obligations to cooperate, to maintain the confidentiality of our information and not to disparage the Company.

Change of Control Benefits

Change of Control Severance Plan

In the event of a change of control and a qualifying termination, our Change of Control Severance Plan provides severance payments to 1,586 U.S. staff members (as of

December 31, 2014), including each NEO. There are no tax gross-up payments provided under the plan. The plan was structured so that payments and benefits are provided only if there is both a change of control and a termination of employment, either by us other than for “cause” or “disability” or by the participant for “good reason” (as each is defined in the plan)—sometimes referred to as a “double-trigger”—because the intent of the plan is to provide appropriate severance benefits in the event of a termination following a change of control, rather than to provide a change of control bonus. The cash severance multiple for our CEO and all other NEOs is two times annual cash compensation. The payments and benefit levels under the Change of Control Severance Plan do not influence and were not influenced by other elements of compensation. The Change of Control Severance Plan was adopted, and is continued by the Compensation Committee, to reinforce and encourage the continued attention and dedication of members of management to their assigned duties without the distraction arising from the possibility of a change of control, to enable and encourage management to focus their attention on obtaining the best possible deal for our stockholders and making an independent evaluation of all possible transactions, without being influenced by their personal concerns regarding the possible impact of various transactions on the security of their jobs and benefits, and to provide severance benefits to any participant who incurs a termination of employment under the circumstances described within a certain period following a change of control in recognition of their contributions to the Company.

Change of Control Treatment of Long-Term Incentive Equity Awards

Restricted Stock Units and Stock Options

All LTI equity award grants that have yet to vest have “double-trigger” acceleration of vesting that requires a qualifying termination in connection with a change of control. Assuming the awards are continued or assumed, all unvested stock options and RSUs vest in full only if the grantee’s employment is involuntarily terminated other than for “cause” or “disability,” or, in the case of staff members subject to the Change of Control Severance Plan, voluntarily terminated with “good reason” within two years following a change of control.

Performance Units

The Compensation Committee has maintained change of control features for each of the performance periods under our performance award programs to ensure that these programs reward participants for our performance until the successful closing of the change of control. In general, the performance units are earned based on a truncated performance period and our performance through the change of control, and provides for potential earn-out at the end of the performance period with the amount earned pro-rated for a change of control that occurs within the first six months of the performance period or thereafter. For additional information on the levels of payout, see "Potential Payments Upon Termination or Change of Control—Long-Term Incentive Equity Awards—Performance Units" in our Executive Compensation Tables.

Limited Retirement Benefits and Deferred Compensation Plan

Our health, retirement and other benefits programs are available to all of our U.S.-based staff members (excluding Puerto Rico) and are typically targeted to align in value with our peer group on a total company basis. The primary survey used to make this total company comparison is the Aon Hewitt Benefit Index®, last updated as of May 2014, using a sample group of 14 companies, chosen so as to have the greatest representation from our peer group. The data generated from this survey is used by the Compensation Committee and management in evaluating the competitive positioning and program design of our health, retirement and other benefit programs that pertain to all U.S.-based staff members, including our NEOs.

Retirement and Savings Plan, Supplemental Retirement Plan and Nonqualified Deferred Compensation Plan

Our Retirement and Savings Plan, or 401(k) Plan, is available to all regular U.S.-based staff members of the Company and participating subsidiaries. All 401(k) Plan participants are eligible to receive the same proportionate level of matching and core contributions from us.

We credit to our Supplemental Retirement Plan, or SRP, which is available to all 401(k) Plan participants, Company core and matching contributions on eligible compensation that cannot be made to the 401(k) Plan because they relate

to compensation that is in excess of the maximum amount of recognizable compensation allowed under the Internal Revenue Code's qualified plan rules. We also credit staff members in the SRP for lost 401(k) Plan Company match and core contributions resulting from making a deferral into the Nonqualified Deferred Compensation Plan, or NDCP. Earnings under the SRP are market-based—there are no "above market" or guaranteed rates of returns offered in this plan and this plan enables us to provide the same percentage of base salary and annual cash incentive award as a retirement contribution to U.S.-based staff members at all levels. Unlike a traditional pension plan, which provides a lifetime annuity that replaces a significant portion of a participant's final pay, retirement benefits from our 401(k) Plan and SRP are based on the investment return on the staff member's own investment elections, with the participant bearing the investment risk. The NDCP offers all U.S.-based staff members (excluding employees acquired in our acquisition of Onyx Pharmaceuticals, Inc.) at director level and above the opportunity to defer eligible base salary and annual cash incentive awards, up to maximum amounts typical at our peer group. We also have the discretion to make contributions to this plan, but we do not make such contributions on a regular basis. We believe that offering the NDCP is appropriate because it provides executives the opportunity to save for retirement in a tax-effective fashion that is not readily available without our sponsorship.

Retiree Medical Savings Account Plan and Retiree Health Access Plan for all U.S.-based Staff Members

We maintain a Retiree Medical Savings Account Plan available to all U.S.-based (excluding Puerto Rico) staff members. The Retiree Medical Savings Account Plan allows all staff members to make after-tax deferrals to be used post-termination to reimburse them for eligible medical expenses. The Company credits all eligible staff members with an annual contribution (\$1,000) and makes a matching contribution equal to 50% of a staff member's deferrals (up to a match of \$1,500 per year). Company credits can be accessed to reimburse eligible medical expenses of staff members who terminate having fulfilled the Company's retirement criteria. The permissible uses of such credits were expanded to include COBRA, individual and health insurance exchange-related premiums. We do not offer a traditional Company-paid retiree medical plan to our NEOs or other U.S.-based staff members. The Retiree Health Access Plan is

available to U.S.-based staff members who retire after attaining age 55 and ten years of service and who are not eligible for Medicare. Our Retiree Health Access Plan is paid for entirely by a retiree's contributions, unlike a traditional retiree medical plan that provides a company subsidy based

on retirement status or years of service. Our intent is to terminate the Retiree Health Access Plan when the health insurance exchange system becomes a viable health insurance option for our retirees.

Taxes and Accounting Standards

Tax Deductibility Under Section 162(m) of the Internal Revenue Code

We maintain certain incentive compensation programs that are intended to provide for compensation that is tax deductible to us, but we recognize that the best interests of our stockholders may at times be better served by compensation arrangements that are not tax deductible. Section 162(m) places a \$1,000,000 limit on the amount of compensation that we may deduct for tax purposes for any year with respect to the executive who serves as our CEO at year-end, and any of our three other most highly compensated employees who serve as executive officers at year-end, other than our Chief Financial Officer. The \$1,000,000 limit does not apply to performance-based compensation, as defined under Section 162(m). Our executive compensation program is designed with the intent to provide cash incentive compensation under our EIP and performance units under our performance award program as qualifying performance-based compensation. Due to competitive or other factors, the Compensation Committee may decide in certain circumstances to exceed the deductibility limit under Section 162(m) or to otherwise pay non-deductible compensation. These circumstances have included the following:

- To maintain a competitive base salary, the base salary provided to Messrs. Bradway and Hooper in 2014 exceeded the tax-deductible limit.
- The use of RSUs as part (20%) of the annual LTI equity award mix for executives and officers is focused primarily on the attraction and retention of the talent needed to drive our long-term success. This compensation, however, is not performance-based compensation under

Section 162(m). The fiscal impact for 2014 of the RSUs not being performance-based is approximately \$3.3 million assuming the Company's U.S. combined effective tax rate for 2014.

- To attract highly qualified executives to join us and to promote their retention, we may offer other compensation elements that are not performance-based compensation under Section 162(m), such as retention bonuses or sign-on bonuses, as part of their initial employment offers.

Accounting Standards

Financial Accounting Standards Board, or FASB, Accounting Standards Codification, or ASC, Topic 718 requires us to recognize an expense for the fair value of equity-based compensation awards. Grants of stock options, RSUs and performance units under our LTI equity award plans are accounted for under FASB ASC Topic 718. The Compensation Committee regularly considers the accounting implications of significant compensation decisions, especially in connection with decisions that relate to our LTI equity award plans and programs. For example, the Compensation Committee took these accounting standards into account when discontinuing grants of incentive stock options. In addition, we modified our Employee Stock Purchase Plan to make it non-compensatory under the "safe harbor" provisions of the accounting rules and therefore no longer recognize compensation expense under this plan. As accounting standards change, we may revise certain programs to appropriately align accounting expenses of our equity awards with our overall executive compensation philosophy and objectives.

Executive Compensation Tables

Summary Compensation Table

The following table sets forth summary information concerning the compensation awarded to, paid to, or earned by each of our Named Executive Officers, or NEOs.

Name and Principal Position	Year	Salary (\$)(1)	Bonus (\$)	Stock Awards (\$)(2)	Non-Equity Incentive Plan Compensation	All Other Compensation (\$)(4)	Total (\$)
					(\$)(3)		
				<i>Performance Units and Restricted Stock Units</i>	<i>EIP</i>		
Robert A. Bradway	2014	1,505,769	0	8,999,880	2,867,000	589,018	13,961,667
Chairman of the Board, Chief Executive Officer and President	2013	1,490,769	0	7,999,917	3,598,000	561,121	13,649,807
	2012	1,262,308	0	8,571,724	3,316,000	420,059	13,570,091
Anthony C. Hooper	2014	1,005,653	0	2,999,960	1,325,000	291,341	5,621,954
Executive Vice President, Global Commercial Operations	2013	1,001,858	0	3,199,895	1,677,000	300,750	6,179,503
	2012	976,179	0	5,296,747	1,795,000	518,068	8,585,994
David W. Meline(5)	2014	408,469	1,000,000	6,799,914	481,000	1,909,980	10,599,363
Executive Vice President and Chief Financial Officer							
Sean E. Harper(6)	2014	899,948	0	2,999,960	1,186,000	259,782	5,345,690
Executive Vice President, Research and Development	2013	896,543	0	3,199,895	1,501,000	265,228	5,862,666
	2012	835,038	0	3,542,911	1,535,000	176,814	6,089,763
Madhavan Balachandran(7)	2014	772,961	170,000	2,799,884	1,019,000	224,300	4,986,145
Executive Vice President, Operations	2013	762,461	330,000	3,199,895	1,273,000	203,354	5,768,710
Michael A. Kelly(8)	2014	511,757	0	1,627,205	412,000	251,248	2,802,210
Former Acting Chief Financial Officer and Vice President, Global Business Services							
Jonathan M. Peacock(9)	2014	428,087	0	0	0	7,467,590	7,895,677
Former Executive Vice President and Chief Financial Officer	2013	904,945	0	3,199,895	1,515,000	266,967	5,886,807
	2012	878,931	0	3,542,911	1,615,000	240,588	6,277,430

(1) Reflects base salary earned in each bi-weekly pay period (or portion thereof) during each fiscal year before pre-tax contributions and, therefore, includes compensation deferred under our qualified and nonqualified deferred compensation plans. Under payroll practices for salaried staff members of our U.S. entities, including our NEOs, base salary earned in a pay period is computed by dividing the annual base salary then in effect by 26, which is the number of full bi-weekly pay periods in a year.

(2) For 2014, reflects the grant date fair values of performance units and restricted stock units, or RSUs, granted during 2014 determined in accordance with accounting standard ASC 718 (see footnotes 6 and 7 to the "Grants of Plan-Based Awards" table for information on how these amounts were determined).

The single measure that determines the number of units to be earned for the performance unit awards granted during 2014 is our total shareholder return, or TSR, compared with the average of the TSRs of companies in the Standard & Poor's 500, or S&P 500, all computed over the performance period, which is a market condition as defined under Financial Accounting Standards Board principles regarding the measurement of stock-based compensation (ASC 718). Since these awards do not have performance conditions as defined under ASC 718, such awards have no maximum grant date fair values that differ from the grant date fair values presented in the table above.

(3) Reflects amounts that were earned under our Executive Incentive Plan, or EIP, for 2014 performance which were determined and paid in March 2015. For a description of our EIP, see "Elements of Compensation and Specific Compensation Decisions—Annual Cash Incentive Awards" in our Compensation Discussion and Analysis.

(4) See the subsection "All Other Compensation—Perquisites and Other Compensation" immediately following these footnotes.

- (5) Mr. Meline was not an NEO in 2012 or 2013. Mr. Meline was hired to serve as Executive Vice President and Chief Financial Officer effective July 21, 2014. This table reflects his compensation earned beginning on that date. The amount shown in the bonus column reflects the first of two \$1,000,000 installments paid to Mr. Meline as a sign-on bonus to replace the value of Mr. Meline's pro-rata 2014 bonus with his former employer which was forfeited upon leaving his position.
- (6) Dr. Harper was appointed to serve as Executive Vice President, Research and Development effective February 13, 2012 and he was not an executive officer prior to that date, but this table reflects his compensation earned for all of Fiscal 2012.
- (7) Mr. Balachandran was not an NEO in 2012. The amount shown in the bonus column reflects the installments of the special retention bonus award to Mr. Balachandran in March 2012, with installments payable on March 2 of 2012, 2013, 2014 and 2015, subject to his continued employment through such dates (except for certain terminations of employment—see "Elements of Compensation and Specific Compensation Decisions—Annual Cash Incentive Awards—2011 Special Retention Award" in our Compensation Discussion and Analysis).
- (8) Mr. Kelly was not an NEO in 2012 or 2013. Mr. Kelly served as our Acting Chief Financial Officer from January 10, 2014 until July 21, 2014.
- (9) Mr. Peacock ceased service as our Chief Financial Officer as of January 10, 2014 and is no longer an employee. Mr. Peacock is entitled to receive the following severance benefits, which are included in the "All Other Compensation" column of the "Summary Compensation Table": (1) lump sum severance payment (\$2,600,000); (2) reimbursement for the Consolidated Omnibus Reconciliation Act of 1985, or COBRA, medical coverage (\$36,104) assuming full 18-months of coverage; (3) career transition services (\$15,000); (4) payment for forfeited equity (\$4,605,289) and (5) transition service hourly fees (\$10,800).

All Other Compensation—Perquisites and Other Compensation

Perquisites. The amounts reported reflect the aggregate incremental cost of perquisites and other personal benefits provided to our NEOs and are included in the "All Other Compensation" column of the "Summary Compensation Table." The following table sets forth the perquisites provided to our NEOs in 2014.

Name	Personal Use of Company Aircraft ⁽¹⁾	Personal Use of Company Car and Driver ⁽²⁾	Personal Financial Planning Services	Moving and Relocation Expenses ^{(3),(4)}		Other ⁽⁵⁾	Total(\$)
	Aggregate Incremental Cost(\$)	Aggregate Incremental Cost(\$)	Aggregate Incremental Cost(\$)	Aggregate Incremental Cost(\$)	Tax Gross- Up(\$)	Aggregate Incremental Cost(\$)	
Robert A. Bradway	55,332	2,068	15,000	0	0	6,818	79,218
Anthony C. Hooper	280	1,558	15,000	0	0	6,623	23,461
David W. Meline	200	138	10,000	245,415	22,198	856	278,807
Sean E. Harper	0	32	15,000	0	0	5,000	20,032
Madhavan Balachandran	0	0	15,000	0	0	5,000	20,000
Michael A. Kelly	0	243	7,500	91,717	54,108	1,700	155,268
Jonathan M. Peacock	0	281	0	0	0	1,631	1,912

(1) The aggregate incremental cost of use of our aircraft for personal travel by our NEOs is allocated entirely to the highest ranking NEO present on the flight (except for on-board catering costs which are allocated to each NEO present). The aggregate incremental cost for personal use of our aircraft is calculated based on our variable operating costs, which include the cost of crew travel expenses, on-board catering, landing fees, trip-related hangar/parking costs, fuel, trip specific maintenance and other smaller variable costs. In determining the incremental cost relating to fuel and trip-related maintenance, we applied our actual average costs. We believe that the use of this methodology for 2014 is a reasonably accurate method for calculating fuel and trip-related maintenance costs. Because our aircraft are used primarily for business travel, we do not include the fixed costs that do not change based on usage, such as pilots' salaries, our aircraft purchase costs and the cost of maintenance not related to trips.

(2) The aggregate incremental cost for personal use of the car and driver provided by us is determined as the sum of the cost of fuel, driver overtime costs allocable to personal usage, and maintenance costs for the total number of personal miles driven. As the cars are used primarily for business travel, fixed costs that would be incurred by us to operate the company cars for business use such as car lease costs and driver salaries are not included.

(3) Mr. Meline agreed to relocate from Minnesota to Thousand Oaks, California to serve as our Executive Vice President and Chief Financial Officer in July 2014. Certain relocation benefits were provided to Mr. Meline in 2014 in connection with this relocation in accordance with our relocation policies, including:

(a) \$161,758 for costs related to the sale of his prior residence;

(b) \$54,913 for costs to relocate household goods;

- (c) \$13,437 for housing and living expenses;
 - (d) \$7,032 for transportation costs of relocation-related trips;
 - (e) \$8,275 for miscellaneous other relocation expenses; and
 - (f) \$22,198 of tax gross-up payments on moving and relocation benefits provided.
- (4) Mr. Kelly agreed to relocate from Switzerland to Thousand Oaks, California to serve as Acting Chief Financial Officer and subsequently other positions in January 2014. Certain relocation benefits were provided to Mr. Kelly in 2014 in connection with this relocation in accordance with our relocation policies, including:
- (a) \$45,183 for costs related to the purchase of his new residence;
 - (b) \$34,842 for costs to relocate household goods;
 - (c) \$9,387 for housing and living expenses;
 - (d) \$2,305 for miscellaneous other relocation expenses; and
 - (e) \$54,108 for tax gross-up payments on moving and relocation benefits provided.
- (5) Other expenses include Company contributions to non-profit charities designated by the executive in the amount of \$4,800 for Mr. Bradway, \$4,992 for Mr. Hooper, \$519 for Mr. Meline, \$5,000 for Dr. Harper, and \$5,000 for Mr. Balachandran. Other expenses also include the cost of executive physicals and expenses related to guests accompanying the NEOs on business travel.

Other Compensation. The following table sets forth compensation for our NEOs in 2014 incurred in connection with our 401(k) Retirement and Savings Plan, or 401(k) Plan, and our Supplemental Retirement Plan, or SRP. These amounts are included in the “All Other Compensation” column of the “Summary Compensation Table.” See “Nonqualified Deferred Compensation” below for a description of these plans.

Name	Company Contributions to 401(k) Retirement and Savings Plan(\$)	Company Credits to Supplemental Retirement Plan(\$)	Company Credits to Nonqualified Deferred Compensation Plan(\$)	Total(\$)
Robert A. Bradway	26,000	483,800	0	509,800
Anthony C. Hooper	26,000	241,880	0	267,880
David W. Meline	13,000	18,173	1,600,000 ⁽¹⁾	1,631,173
Sean E. Harper	26,000	213,750	0	239,750
Madhavan Balachandran	26,000	178,300	0	204,300
Michael A. Kelly	26,000	69,980	0	95,980
Jonathan M. Peacock	26,000	172,485	0	198,485

⁽¹⁾ Negotiated by Mr. Meline in connection with his hiring to replace forfeiture of certain pension benefits at his former employer. This contribution vests at the rate of 12.5% per year from 2015 through 2022 as long as Mr. Meline remains continuously employed by us, which vesting accelerates upon a change of control consistent with the terms of the Nonqualified Deferred Compensation Plan, or NDCP.

Narrative Description to the Compensation Tables—Performance Units

Long-term incentive performance units are granted to our NEOs annually during the first year of a three-year performance period and are paid out at the end of the performance period based on our level of achievement of the applicable pre-established performance goals over the performance period, as determined by our Compensation and Management Development Committee, or Compensation Committee, for such performance period for each grant. The number of performance units earned are paid out in shares of our Common Stock at a ratio of one share of Common Stock for each performance unit earned.

Performance units are generally forfeited unless a participant is continuously employed through the last business day of the performance period. The underlying principle is that the participant needs to have been an active employee during the entire performance period in order to have contributed to the results on which the earned awards are based. Exceptions to this treatment are a termination of employment in connection with a change of control or the death, disability or retirement of a participant as discussed under “Potential Payments Upon Termination or Change of Control” below.

Performance Goals and Formulas

For a description of the performance units for the 2012-2014 performance period that began on January 1, 2012 and ended on December 31, 2014 and for the 2014-2016 performance period that began on January 31, 2014 and will end on January 31, 2017, see “Elements of Compensation and Specific Compensation Decisions—Long-Term Incentive Equity Awards” in our Compensation Discussion and Analysis.

Performance goals for the outstanding 2013-2015 performance period that began on January 28, 2013 and will end on January 28, 2016 are based upon our TSR for the

2013-2015 performance period (or Amgen TSR) relative to the TSRs of companies that are listed in the S&P 500, as defined (the Reference Group), over the performance period. If the rank of the TSR of our Common Stock is the 0th, 25th, 50th or 75th percentile relative to the companies of the Reference Group, the percentage payout will be 0%, 50%, 100% or 150%, respectively, with linear interpolation used to determine the payout percentage if the rank of the TSR of our Common Stock falls between these percentiles, as applicable. If the rank of the TSR of our Common Stock is above the 75th percentile, the percentage payout will be 150%, the maximum number of performance units that may be earned for the 2013-2015 performance period.

Grants of Plan-Based Awards

The following table sets forth summary information regarding all grants of plan-based awards made to our NEOs for the year ended December 31, 2014. Mr. Peacock is not included in the table as his service as our Chief Financial Officer terminated in January 2014, resulting in no grants of equity or non-equity awards to him in 2014.

Name	Grant Date	Approval Date ⁽¹⁾	Estimated Future Payouts Under Non-Equity Incentive Plan Awards(\$) ⁽³⁾			Estimated Future Payouts Under Equity Incentive Plan Awards(# of units) ⁽⁴⁾			All Other Stock Awards: Number of Shares of Stock or Units ⁽⁵⁾	Grant Date Fair Value of Stock and Option Awards(\$)
			Threshold	Target	Maximum	Threshold	Target	Maximum		
Robert A. Bradway	3/5/14	3/5/14	(3)	EIP (3)	8,213,750	(4)	57,738	86,607	15,132	7,199,929 ⁽⁶⁾ 1,799,951 ⁽⁷⁾
	1/31/14	12/13/13								
	1/31/14	12/13/13								
Anthony C. Hooper	3/5/14	3/5/14	(3)	(3)	4,928,250	(4)	19,246	28,869	5,044	2,399,976 ⁽⁶⁾ 599,984 ⁽⁷⁾
	1/31/14	12/13/13								
	1/31/14	12/13/13								
David W. Meline	7/21/14 ⁽²⁾	7/21/14 ⁽²⁾	(3)	327,121	736,022	(4)	17,963	26,944	4,707	2,239,986 ⁽⁶⁾ 559,898 ⁽⁷⁾
	8/1/14	6/5/14								
Sean E. Harper	3/5/14	3/5/14	(3)	(3)	4,928,250	(4)	19,246	28,869	5,044	2,399,976 ⁽⁶⁾ 599,984 ⁽⁷⁾
	1/31/14	12/13/13								
	1/31/14	12/13/13								
Madhavan Balachandran	3/5/14	3/5/14	(3)	(3)	4,928,250	(4)	17,963	26,944	4,707	2,239,986 ⁽⁶⁾ 559,898 ⁽⁷⁾
	1/31/14	12/13/13								
	1/31/14	12/13/13								
Michael A. Kelly	3/5/14	3/5/14	(3)	(3)	3,285,500	(4)	2,541	3,811	1,856 628 8,406	257,454 ⁽⁶⁾ 299,892 ⁽⁷⁾ 69,965 ⁽⁷⁾ 999,894 ⁽⁷⁾
	4/25/14	3/5/14								
	10/30/14	10/17/14								
	4/25/14	3/5/14								
	1/31/14	12/13/13								

- (1) Reflects the date on which the grants were approved by the Compensation Committee. See "Compensation Policies and Practices—Policies for Grants of Long-Term Incentive Equity Awards" in our Compensation Discussion and Analysis for a description of the timing of our annual equity award grants.
- (2) Because Mr. Meline commenced employment with us in July 2014, he received a pro-rata share of his 2014 eligible award under the Global Management Incentive Plan, or GMIP, as he was not an employee when participants in the EIP were determined. Amounts shown represent his target and maximum opportunity under the GMIP after pro-rating based on his hire date.
- (3) Represents awards to our NEOs made under our EIP. The "maximum" amounts shown in the table above reflect the largest possible payments under our EIP for the 2014 performance period, based on our adjusted net income, as defined for the EIP. There are no thresholds or targets under the EIP. The EIP provides that the Compensation Committee may use "negative discretion" to award any amount that does not exceed the maximum. Consistent with its practice since the EIP was approved by our stockholders, the Compensation Committee primarily employed the goals established under our GMIP, as illustrated in the table below, in determining the actual amounts awarded under the EIP in 2014. Our GMIP for 2014 was based on our performance against three primary Company performance goals, weighted as follows: (1) Deliver Financially (60%); (2) Deliver the Best Pipeline (25%) and (3) Deliver Annual Priorities (15%). Threshold goals of 50% of target performance have been established only for the non-financial metrics. There are no threshold goals for the financial metrics. These non-financial metrics are often expressed in milestones or are more subjective in nature than are the financial metrics. If only one of the minor non-financial goals is accomplished, the payout percentage would be very small (less than 1% of a target annual cash incentive award) and thus no threshold amount is shown in the table below. The 2014 GMIP-derived target and maximum payout levels, which are based on a multiple of salary, are shown in the table below. The actual amounts awarded under our EIP are based on achieving 147% performance against target under the 2014 GMIP and are reported as "Non-Equity Incentive Plan Compensation" in our "Summary Compensation Table" and are shown in the table below. For a description of our Company performance goals and the use of the GMIP in the Compensation Committee's exercise of negative discretion see "Elements of Compensation and Specific Compensation Decisions—Annual Cash Incentive Awards" in our Compensation Discussion and Analysis.

Name	GMIP			Non-Equity Incentive Plan Compensation(\$)
	Estimated Possible Payouts Under Non-Equity Incentive Plan Awards(\$)			
	Threshold	Target	Maximum	
Robert A. Bradway	—	1,950,000	4,387,500	2,867,000
Anthony C. Hooper	—	901,620	2,028,645	1,325,000
David W. Meline	—	327,121	736,022	481,000
Sean E. Harper	—	806,850	1,815,413	1,186,000
Madhavan Balachandran	—	693,000	1,559,250	1,019,000
Michael A. Kelly	—	280,388	630,873	412,000

- (4) Reflects estimated payouts regarding performance units granted during 2014 for the 2014-2016 performance period for NEOs. The number of units granted (which equals the target number of units of the award) will be multiplied by a payout percentage, which can range from 0% to 150%, to determine the number of units earned by the participant at the end of the performance period. Shares of our Common Stock will be issued on a one-for-one basis for each performance unit earned. The payout percentage for the 2014-2016 performance units is earned based on how the TSR of our Common Stock ranks relative to the TSRs of companies that are listed in the S&P 500, as defined (the Reference Group), over the performance period. If the rank of the TSR of our Common Stock is the 0th, 25th, 50th or 75th percentile relative to companies in the Reference Group, the percentage payout will be 0%, 50%, 100% or 150%, respectively, with linear interpolation used to determine the payout percentage if the rank of the TSR of our Common Stock falls between these percentiles, as applicable. If the rank of the TSR of our Common Stock is above the 75th percentile, the percentage payout will be 150%. These performance units accrue dividend equivalents deemed reinvested in shares and that are payable in shares only to the extent and when the underlying performance units are earned. For more information, see "Elements of Compensation and Specific Compensation Decisions—Long-Term Incentive Equity Awards" in our Compensation Discussion and Analysis.
- (5) Reflects RSUs granted during 2014, including the annual grant of RSUs to our NEOs, RSUs granted to Mr. Meline in connection with the commencement of his employment with the Company, and RSUs granted to Mr. Kelly for his service in the capacity of Acting Chief Financial Officer, Vice President, Global Business Services and his promotion to Senior Vice President, Global Business Services effective January 5, 2015. RSUs accrue dividend equivalents that are deemed reinvested in shares and payable only to the extent and when the underlying RSUs vest and are issued to the recipient.
- (6) Reflects the grant date fair values of the performance units granted during 2014 for the 2014-2016 performance period determined in accordance with ASC 718 based on the number of performance units granted multiplied by the grant date fair value per unit of \$124.70 and \$101.32 for units granted on January 31 and April 25, respectively. Because the performance units are earned based solely on the market condition of relative TSR performance the grant date fair value per unit was determined using a payout simulation model with the following key assumptions: risk-free

interest rate of 0.8% for units granted on each of January 31 and April 25; volatility of the price of our Common Stock of 23% and 24% for units granted on January 31 and April 25, respectively; the closing price of our Common Stock on the grant date of \$118.95 per share and \$111.41 per share on January 31 and April 25, respectively; volatilities of the prices of the stocks of the Reference Group and the correlations of returns of our Common Stock and the stocks of the Reference Group to simulate TSRs and their resulting impact on the payout percentages based on the contractual terms of the performance units.

- (7) Reflects the grant date fair values of RSUs granted during 2014 determined in accordance with ASC 718 based on the number of RSUs granted multiplied by the grant date fair values per unit of \$118.95, \$111.41, \$125.55 and \$161.58 for grants on January 31, April 25, August 1 and October 30, 2014, respectively. Because these RSUs accrue dividend equivalents during the vesting period, the grant date fair value per unit equals the closing price of our Common Stock on the grant date.

Outstanding Equity Awards at Fiscal Year End

The following table sets forth summary information regarding the outstanding equity awards at December 31, 2014 granted to each of our NEOs.

Name	Option Awards				Stock Awards			
	Number of Securities Underlying Unexercised Options Exercisable (#)	Number of Securities Underlying Unexercised Options (#)	Option Exercise Price (\$/Option)	Option Expiration Date(1)	Number of Shares or Units of Stock That Have Not Vested (#)(3)	Market Value of Shares or Units of Stock That Have Not Vested (\$)(4)	Equity Incentive Plan Awards: Number of Unearned Shares, Units or Other Rights That Have Not Vested (#)	Equity Incentive Plan Awards: Market or Payout Value of Unearned Shares, Units or Other Rights That Have Not Vested (\$)(4)
					<i>Restricted Stock Units and Dividend Equivalents</i>		<i>Performance Units and Dividend Equivalents</i>	
Robert A. Bradway	48,510	24,990	54.69	4/25/21 ⁽²⁾	56,678	9,028,239	88,193 ⁽⁵⁾	14,048,263
	127,000	0	58.43	4/26/20			110,915 ⁽⁶⁾	17,667,650
	84,000	0	50.44	4/28/16			132,045 ⁽⁷⁾	21,033,448
	84,000	0	42.13	4/29/15				
Anthony C. Hooper	0	0			26,222	4,176,902	29,397 ⁽⁵⁾	4,682,648
							44,365 ⁽⁶⁾	7,066,901
							54,577 ⁽⁷⁾	8,693,570
							52,777 ⁽⁸⁾	8,406,848
David W. Meline	0	0			54,596	8,696,597		
Sean E. Harper	13,860	7,140	54.69	4/25/21 ⁽²⁾	21,023	3,348,754	29,397 ⁽⁵⁾	4,682,648
	16,000	0	58.43	4/26/20			44,365 ⁽⁶⁾	7,066,901
							54,577 ⁽⁷⁾	8,693,570
Madhavan Balachandran	10,395	5,355	54.69	4/25/21 ⁽²⁾	34,505	5,496,301	27,438 ⁽⁵⁾	4,370,599
	6,000	0	58.43	4/26/20			44,365 ⁽⁶⁾	7,066,901
							15,845 ⁽⁷⁾	2,523,950
Michael A. Kelly	0	1,777	54.69	4/25/21 ⁽²⁾	8,935	1,423,256	3,862 ⁽⁵⁾	615,178
							4,828 ⁽⁶⁾	769,052
							7,567 ⁽⁷⁾	1,205,347
Jonathan M. Peacock	0	0			0		0	

(1) Stock options granted prior to April 26, 2010 expire on the seventh anniversary of their grant date. Stock options granted on or after April 26, 2010 expire on the tenth anniversary of their grant date. No stock options were granted to NEOs in 2012, 2013 and 2014.

(2) Stock options vest at a rate of 33%, 33% and 34% on the second, third and fourth anniversaries of the April 25, 2011 grant date, respectively. Thus, the remaining unvested options are scheduled to vest in full in 2015.

(3) The following table shows the vesting of RSUs and any related accrued dividend equivalents (rounded down to the nearest whole number of units) outstanding as of December 31, 2014. Commencing with grants made after March 2012, RSUs accrue dividends that are deemed reinvested in shares and payable only when and to the extent the underlying RSUs vest and are issued to the participant.

Name	Granted on									
	October 30, 2014(a)	August 1, 2014(b)	April 25, 2014(a)	January 31, 2014(a)	April 26, 2013(a)	January 28, 2013(c)	July 31, 2012(c)	April 27, 2012(c)	October 27, 2011(d)	April 25, 2011(e)
Robert A. Bradway	0	0	0	15,409	0	19,383	0	14,746	0	7,140
Anthony C. Hooper	0	0	0	5,136	0	7,753	0	6,094	7,239	0
David W. Meline	0	54,596	0	0	0	0	0	0	0	0
Sean E. Harper	0	0	0	5,136	0	7,753	0	6,094	0	2,040
Madhavan Balachandran	0	0	0	4,793	0	7,753	18,659	1,770	0	1,530
Michael A. Kelly	1,862	0	636	4,280	804	0	0	845	0	508

(a) Reflects total RSUs granted and related dividend equivalents accrued through December 31, 2014, which are scheduled to vest at a rate of approximately 33%, 33% and 34% of the amounts shown on the second, third and fourth anniversaries of the grant date, respectively, except with respect to RSUs granted to Mr. Kelly on January 31, 2014, the remainder of which are scheduled to vest in full on June 30, 2015.

(b) Reflects RSUs and related dividend equivalents accrued through December 31, 2014, which are scheduled to vest in equal installments on each of the first four anniversaries of the grant date.

(c) Reflects RSUs and related dividend equivalents accrued through December 31, 2014, of which approximately 33% vested on the second anniversary of the grant date and the remainder are scheduled to vest in approximately equal installments on the third and fourth anniversaries of the grant date.

(d) Reflects RSUs which vested on March 2, 2015.

(e) Reflects remaining unvested RSUs which are scheduled to vest on April 25, 2015.

(4) The market values of RSUs and performance units (and related dividend equivalents) were calculated by multiplying the number of RSUs outstanding or the number of performance units (as determined in accordance with Securities and Exchange Commission, or SEC, rules and footnotes 5 through 8 below), as applicable, by the closing price of our Common Stock on December 31, 2014 (\$159.29).

(5) Reflects the sum of the number of performance units granted for the 2014–2016 performance period and the related dividend equivalents accrued through December 31, 2014 multiplied by the maximum payout percentage of 150%, which is the relative TSR percentage multiplier based on Amgen's TSR percentile rank relative to the TSRs of the companies in the Reference Group for the period from the January 31, 2014 grant date to December 31, 2014. The number of dividend equivalents multiplied by the 150% payout percentage noted above (rounded down to the nearest whole number of units) included in the table above are as follows: 1,586 units for Mr. Bradway, 528 units for Mr. Hooper and Dr. Harper, 493 units for Mr. Balachandran and 50 units for Mr. Kelly.

(6) Reflects the number of performance units granted for the 2013-2015 performance period and related dividend equivalents accrued through December 31, 2014 multiplied by the maximum payout percentage of 150%, which is the relative TSR percentage multiplier based on Amgen's TSR percentile rank relative to the TSRs of the companies in the Reference Group for the period from the January 28, 2013 grant date to December 31, 2014. The number of dividend equivalents multiplied by the 150% payout percentage noted above (rounded down to the nearest whole number of units) included in the table above are as follows: 3,951 units for Mr. Bradway; 1,580 units for Messrs. Hooper and Balachandran and Dr. Harper and 148 units for Mr. Kelly.

(7) Reflects the actual number of performance units earned for the 2012-2014 performance period and related dividend equivalents accrued through December 31, 2014 multiplied by the maximum payout percentage of 150%. Had the payout percentage not been limited to the maximum percentage that may be earned for the award, the payout percentage would have equaled 219.8%, based on 100% plus two times the TSR percentage difference of approximately 59.9% for the performance period (the TSR percentage difference equals the Amgen TSR of approximately 185.7% less the Peer Group Average TSR of approximately 125.8%). The number of dividend equivalents multiplied by the 150% payout percentage noted above (rounded down to the nearest whole number of units) included in the table above are as follows: 6,417 units for Mr. Bradway, 2,652 units for Mr. Hooper and Dr. Harper, 770 units for Mr. Balachandran and 367 units for Mr. Kelly.

(8) Reflects the actual number of performance units earned by Mr. Hooper for the performance period that began on October 27, 2011 and ended on December 31, 2014, based on the number of units granted multiplied by the maximum payout percentage of 150%. Had the payout percentage not been limited to the maximum percentage that may be earned for the award, the payout percentage would have equaled 229.4%, based on 100% plus two times the TSR percentage difference of approximately 64.7% for the performance period (the TSR percentage difference equals the Amgen TSR of approximately 204.2% less the Peer Group Average TSR of approximately 139.5%).

The estimated payouts of the performance units described above are disclosed in the limited context of our executive compensation program and should not be understood to be statements of our expectations of our stock price or estimates of results or other guidance. We specifically caution investors not to apply these statements to other contexts.

Option Exercises and Stock Vested

The following table summarizes the option exercises and vesting of RSUs (and related dividend equivalents) for each of our NEOs for the year ended December 31, 2014. For a description of the performance units and related dividend equivalents earned for the performance periods that ended on December 31, 2014 and that were earned as of that date, see the "Outstanding Equity Awards at Fiscal Year End" table above and footnotes 7 and 8 to the table.

Name	Option Awards		Stock Awards	
	Number of Securities Acquired on Exercise(#)	Value Realized on Exercise(\$)(1)	Number of Shares Acquired on Vesting(#)	Value Realized on Vesting(\$)(2)
Robert A. Bradway	65,000	3,814,850	18,596	2,087,842
Anthony C. Hooper	0	0	19,660	2,401,006
David W. Meline	0	0	0	0
Sean E. Harper	0	0	31,091	4,699,033
Madhavan Balachandran	0	0	12,334	1,547,226
Michael A. Kelly	14,848	1,223,300	5,477	641,979
Jonathan M. Peacock	167,632	10,290,376	8,175	922,932

(1) The value realized upon exercise of stock options reflects the price at which shares acquired upon exercise of the stock options were sold, net of the exercise price for acquiring shares.

(2) The value realized on vesting of RSUs, including cash received in lieu of fractional dividend equivalents, was calculated as the product of the closing price of a share of our Common Stock on the business day immediately prior to the vesting date, multiplied by the number of units vested.

Nonqualified Deferred Compensation

The following table sets forth summary information regarding aggregate contributions to and account balances under our SRP and NDCP for and as of the year ended December 31, 2014. There were no withdrawals by any of the NEOs in 2014.

Name	2014 Employee Contributions (\$)(1)	2014 Company Contributions (\$)(2)	2014 Earnings (\$)(3)	Balance as of 12/31/14(\$)(4)
Robert A. Bradway	1,799,000	483,800	357,495	8,240,060
Anthony C. Hooper	1,000	241,880	39,761	715,971
David W. Meline	181,734	1,618,173	33,046	1,832,953
Sean E. Harper	0	213,750	92,136	2,169,060
Madhavan Balachandran	0	178,300	47,193	3,498,551
Michael A. Kelly	135,000	69,980	160,856	3,142,424
Jonathan M. Peacock	0	172,485	50,009	800,386

(1) Reflects the portion of the annual cash incentive award deferred and contributed to the NDCP by Messrs. Bradway and Kelly. Mr. Bradway's contribution is included in the "Non-Equity Incentive Plan Compensation" column of the "Summary Compensation Table" in 2013, the year it was earned. Also reflects the portions of Mr. Hooper's and Mr. Meline's base salaries deferred and contributed to the NDCP that are included in the "Salary" column of the "Summary Compensation Table" in 2014, the year they were earned.

- (2) Reflects credits to the SRP. Also reflects a credit of \$1,600,000 to Mr. Meline's NDCP account which will vest at a rate of 12.5% per year from 2015 through 2022 as long as Mr. Meline remains actively and continuously employed with the Company, and which vesting accelerates upon a change of control consistent with the terms of the NDCP. Credits to the SRP and NDCP are included in the "All Other Compensation" column of the "Summary Compensation Table."
- (3) Reflects earnings in the NDCP and SRP for 2014.
- (4) Reflects balances in the NDCP and SRP on December 31, 2014. All amounts are vested, except amounts with respect to Mr. Meline for \$1,630,913 related to the credit in his NDCP account and related earnings described in footnote 2 above. These balances include the following aggregate amounts that are reported as compensation in this proxy statement in the "Summary Compensation Table" in 2014, 2013 and 2012: \$4,683,566 for Mr. Bradway; \$636,862 for Mr. Hooper; \$1,799,907 for Mr. Meline; \$564,041 for Dr. Harper; \$334,454 for Mr. Balachandran; \$69,980 for Mr. Kelly and \$582,027 for Mr. Peacock.

General Provisions of the Supplemental Retirement Plan and Nonqualified Deferred Compensation Plan

The SRP is designed to provide a "make-whole" benefit to 401(k) Plan participants who have eligible compensation in excess of the Internal Revenue Code's qualified plan compensation limit. The Company credits to the SRP a 10% contribution on such compensation to represent the equivalent percentage of Company contributions that would have been made to the 401(k) Plan if the compensation had been eligible for deferral into the 401(k) Plan. For the same reason, the Company also credits to the SRP a 10% contribution on amounts deferred into the NDCP. No "above market" crediting rates are offered under the SRP and employee contributions are not permitted.

The SRP and the NDCP are unfunded plans for tax purposes and for purposes of Title I of the Employee Retirement Income Security Act of 1974, as amended. Deferred amounts are our general unsecured obligations and are subject to our on-going financial solvency. We have established a grantor trust (a so-called "rabbi" trust) for the purpose of accumulating funds to assist us in satisfying our obligations under the NDCP. Earnings on amounts contributed to our SRP and NDCP, like our 401(k) Plan, are based on participant

selections among the investment options selected by a committee of our executives. This committee has the sole discretion to discontinue, substitute or add investment options at any time. Participants can select from among these investment options for purposes of determining the earnings or losses that we will credit to their plan accounts, but they do not have an ownership interest in the investment options they select. Unlike our 401(k) Plan, we do not offer the opportunity to invest through a brokerage window or in our Common Stock under our NDCP or SRP. The investment options in the NDCP and the SRP also differ in that they include six portfolios based on different target retirement dates, referred to as "Target Retirement Portfolios," that have been created for use as default investment options. The investment options during 2014 are described in the subsection "Investment Options Under the Supplemental Retirement Plan and Nonqualified Deferred Compensation Plan" below. Invested amounts can be transferred among available plan investment options on any business day and effective at the close of business on that day (subject to the time of the request and the market being open).

Retirement and Savings Plan and Supplemental Retirement Plan

Our 401(k) Plan is a qualified plan that is available to regular U.S.-based staff members of the Company and participating subsidiaries. All 401(k) Plan participants, including our NEOs, are eligible to receive the same level of matching and nonelective or "core" contributions from us. Company contributions on eligible compensation earned above the Internal Revenue Code qualified plan compensation limit and on amounts that were deferred to the NDCP are credited to our SRP, a nonqualified plan that is available to all 401(k) Plan eligible staff members.

Contributions. We make a core contribution of 5% of eligible compensation to all regular U.S.-based staff members under

the 401(k) Plan, regardless of whether the staff members elect to defer any of their compensation to the 401(k) Plan. In addition, under the 401(k) Plan, participants are eligible to receive matching contributions of up to 5% of their eligible compensation that they contribute to the 401(k) Plan. Under our SRP, we credit 10% of each participant's eligible compensation in excess of the maximum recognizable compensation limit for qualified plans, which equals the combined percentage of our core contributions and maximum matching contributions under our 401(k) Plan. We also credit 10% of each participant's compensation that is not eligible for deferral into our 401(k) Plan because the participant deferred it to the NDCP.

Distributions. Participants receive distributions from the SRP following their termination of employment. Distributions for most participants are made in a lump sum payment in the first or second year following termination of employment, or, for balances in excess of a de minimis amount, in installments that commence in the year following termination. For our NEOs, Section 409A of the Internal Revenue Code generally requires that their distributions may not occur earlier than six months following our NEO's termination of employment.

Vesting. Participants in the 401(k) Plan are immediately vested in participant and Company contributions and related

Nonqualified Deferred Compensation Plan

Our NDCP allows participants to defer receipt of a portion of their eligible compensation to a future date, with an opportunity to earn tax-deferred returns on the deferrals. Members of our Board of Directors, or Board, and our U.S.- and Puerto Rico-based staff members at the director level or above, who include our NEOs, are eligible to participate in this plan. Our NEOs may participate in this plan on the same basis as the other participants in the plan.

Contributions. Participants who are staff members may elect to defer up to a maximum of 50% of their eligible base salary, up to a maximum of 100% of their annual cash incentive award and up to 100% of sales commissions. Non-employee members of our Board may defer all or a portion of their fees, including retainers and meeting fees. In addition, we may, in our sole discretion, contribute additional amounts to any participant's account at any time, such as contributing sign-on bonuses to the accounts of newly-hired staff members or for retention purposes.

Distributions. Participants may elect to receive distributions as a lump sum or, for balances in excess of a de minimis amount, in annual installments for up to ten years. For most

earnings and losses on such amounts. Participants in the SRP are immediately vested in contributions that are made with respect to amounts the participants deferred under the NDCP and related earnings and losses on such amounts, and are fully vested in the remainder of their accounts upon the earlier of: (i) three continuous years of their service to us; (ii) termination of their employment on or after their normal retirement date (as defined in the 401(k) Plan); (iii) their disability (as defined in the 401(k) Plan); (iv) their death or (v) a change of control and termination of their employment as described below in "Potential Payments Upon Termination or Change of Control—*Change of Control Severance Plan.*"

participants, distributions commence in the first or second year following the participant's termination of employment. For our NEOs, Section 409A of the Internal Revenue Code generally requires that distributions may not occur earlier than six months following our NEO's termination of employment. Participants may also elect to receive an in-service distribution of an elective deferral (called a short-term deferral) that is paid no earlier than three full years after the end of the plan year in which the deferral was made. Participants may also petition for a distribution due to an unforeseeable financial hardship.

Vesting. Participants are at all times 100% vested in the amounts that they elect to defer and related earnings and losses on such amounts. As part of his initial hire package, and to replace the forfeiture of certain pension benefits at his former employer, we contributed \$1,600,000 to Mr. Meline's NDCP account. This contribution and related earnings and losses thereon vest at the rate of 12.5% per year from 2015 through 2022 as long as Mr. Meline remains continuously employed by us, which vesting accelerates upon a change of control consistent with the terms of the NDCP.

Investment Options Under the Supplemental Retirement Plan and Nonqualified Deferred Compensation Plan

The investment options under the SRP and the NDCP and their annual rates of return for 2014 are contained in the tables below. The 401(k) Plan offers the same investment options as the SRP and the NDCP except: (i) the 401(k) Plan also allows investments in our Common Stock and offers a brokerage window and (ii) the 401(k) Plan does not offer the six portfolios based on different target retirement dates, referred to as "Target Retirement Portfolios" below. The

Target Retirement Portfolios are designed to provide an all-in-one investment option for creating a diversified portfolio. Each portfolio is an asset allocation strategy built around a combination of investments from the plan's investment options (provided below) and is adjusted over time to gradually become more conservative as the target maturity date of the portfolio approaches. We retain the right to change, at our discretion, the available investment options.

Name of Investment Option	Rate of Return for 2014	Name of Investment Option	Rate of Return for 2014
Amgen Target Retirement Portfolio Income	6.98%	Capital Preservation	1.39%
Amgen Target Retirement Portfolio 2010	7.00%	Fixed Income Index	6.06%
Amgen Target Retirement Portfolio 2020	6.98%	Fixed Income	5.75%
Amgen Target Retirement Portfolio 2030	6.81%	High Yield	2.48%
Amgen Target Retirement Portfolio 2040	6.41%	Inflation-Protection	3.57%
Amgen Target Retirement Portfolio 2050	5.94%	Large Cap Value	11.10%
		Large Cap Index	13.66%
		Large Cap Growth	9.35%
		Small-Mid Cap Value	3.36%
		Small-Mid Cap Index	7.51%
		Small-Mid Cap Growth	1.71%
		International Value	(2.43%)
		International Index	(3.75%)
		International Growth	(2.36%)
		Emerging Markets	(3.52%)
		REIT Index	28.01%

Potential Payments Upon Termination or Change of Control**Change of Control Severance Plan**

Our Amended and Restated Change of Control Severance Plan ("Change of Control Severance Plan") provides a lump sum payment and certain other benefits for each participant in the plan who separates from employment with us in connection

with a change of control. Our Compensation Committee periodically reviews the terms of the Change of Control Severance Plan, which was originally adopted in 1998, to ensure it is aligned with current governance best practices.

If a change of control occurs and a participant's employment is terminated by us other than for cause or disability or by the participant for good reason within two years after the change of control, a participant under the Change of Control Severance Plan would be entitled to:

- a lump sum cash payment in an amount equal to:
 - the product of:
 - a benefits multiple of one or two based on the participant's position (each of our NEOs has a benefits multiple of two); and
 - the sum of (i) the participant's annual base salary immediately prior to termination or, if higher, immediately prior to the change of control, plus (ii) the participant's targeted annual cash incentive award for the year in which the termination occurs;
- if, as a result of the participant's termination of employment, the participant becomes entitled to, and timely elects to continue, healthcare (including any applicable vision benefits) and/or dental coverage under COBRA Company-paid group health and dental insurance continuation coverage for the participant and his or her dependents under COBRA until the earlier of (i) the expiration of a participant's eligibility for coverage under COBRA or (ii) the expiration of the 18-month period immediately following the participant's termination (whichever occurs earlier);
- fully-vested benefits accrued under our 401(k) Plan and our SRP;
- either a lump-sum cash payment or a contribution to our SRP, as determined by us in our sole discretion, in an amount equal to the sum of (1) the product of \$2,500 and the participant's benefits multiple and (2) the product of (x) 10%, (y) the sum of (i) the participant's annual base salary as in effect immediately prior to the change of control, plus (ii) the participant's targeted annual cash incentive award for the year in which the termination occurs (which equals the participant's annual base salary multiplied by the participant's target annual cash incentive award percentage, each as in effect immediately prior to the termination or, if higher, as in effect immediately prior to the change of control) and (z) the benefits multiple; and

- indemnification and, if applicable, directors' and officers' liability insurance provided by us for four years following the participant's termination (each of our NEOs would receive such liability insurance benefits, which would result in no additional cost to us).

No tax gross-up payments are provided under the Change of Control Severance Plan. If all payments or benefits received under the Change of Control Severance Plan or any other plan, arrangement or agreement would cause the participant to be subject to excise tax, then the payments will be reduced to the extent necessary to avoid the excise tax, provided that the reduced payments, net of federal, state and local income taxes, are greater than the payments without such reduction, net of federal, state and local income taxes and excise tax.

The plan provides that the benefits described above would be provided in lieu of any other severance benefits that may be payable by us (other than accrued vacation and similar benefits otherwise payable to all staff members upon a termination). The plan also provides that the benefits described above may be forfeited if the participant discloses our confidential information or solicits or offers employment to any of our staff members during a period of years equal to the participant's benefits multiple following the participant's termination.

The plan is subject to automatic one-year extensions unless we notify participants no later than November 30 that the term will not be extended. If a change of control occurs during the term of the plan, the plan will continue in effect for at least 24 months following the change of control. Prior to a change of control, we can amend the plan at any time. After a change of control, the plan may not be terminated or amended in any way that adversely affects a participant's interests under the plan, unless the participant consents in writing.

"Change of Control" is defined in the plan as the occurrence of any of the following:

- any person, entity or group has acquired beneficial ownership of 50% or more of (i) our then outstanding common shares or (ii) the combined voting power of our then outstanding securities entitled to vote in the election of directors;
- individuals making up the incumbent Board (as defined in the plan) cease for any reason to constitute at least a majority of our Board;

- immediately prior to our consummation of a reorganization, merger or consolidation with respect to which persons who were the stockholders of the Company immediately prior to such transaction do not, immediately thereafter, own more than 50% of the then outstanding shares of the reorganized, merged or consolidated company entitled to vote generally in the election of directors;
- a liquidation or dissolution of the Company or the sale of all or substantially all of the assets of the Company; or
- any other event which the incumbent Board (as defined in the plan), in its sole discretion, determines is a change of control.

“Cause” is defined in the plan as (i) conviction of a felony or (ii) engaging in conduct that constitutes willful gross neglect or willful gross misconduct in carrying out the participant’s duties, resulting in material economic harm to us, unless the participant believed in good faith that the conduct was in, or not contrary to, our best interests.

“Disability” under the plan is determined based on our long-term disability plan as is in effect immediately prior to a change of control.

“Good reason” is defined in the plan as (i) an adverse and material diminution of a participant’s authority, duties or responsibilities, (ii) a material reduction in a participant’s base salary, (iii) an increase in a participant’s daily commute by more than 100 miles roundtrip or (iv) any other action or inaction by the Company that constitutes a material breach of the agreement under which the participant provides services. In order to terminate with “good reason,” a participant must provide written notice to the Company of the existence of the condition within the required period, the Company must fail to remedy the condition within the required time period and the participant must then terminate employment within the required time period.

Long-Term Incentive Equity Awards

Stock Options and Restricted Stock Units

Our stock plans (or the related grant agreements approved for use under such stock plans) provide for accelerated vesting or continued vesting of unvested stock options and RSUs in the circumstances described below.

Change of Control/Qualifying Termination in Connection with a Change of Control. Unvested stock options and RSUs made prior to March 2, 2011 (all of which by their terms were fully

vested as of March 2, 2015), would have vested in full upon a Change of Control (as defined in the stock plans or the related grant agreements approved for use under such stock plans), irrespective of the scheduled vesting dates for these awards. With respect to stock options and RSUs made on or after March 2, 2011, all such awards will vest in full only if, within 24 months following the change of control, the grantee’s employment is involuntarily terminated other than for “cause” or “disability,” and, in the case of staff members subject to the Change of Control Severance Plan, voluntarily terminated with “good reason” (as each is defined in the grant agreements). With respect to stock options and RSUs made on or after March 6, 2013, Change of Control no longer includes any other event which the incumbent Board (as defined in the related grant agreements), in its sole discretion, determines is a change of control.

Death or Disability. In general, unvested stock options and RSUs granted in calendar years prior to the year death or disability occurs vest in full upon the occurrence of such event. For unvested stock options and RSUs granted in the calendar year death or disability occurs, a pro-rata amount of these stock options and RSUs immediately vests based on the number of completed months of employment during the calendar year such event occurs. Under our stock plans, a disability has the same meaning as under Section 22(e)(3) of the Internal Revenue Code and occurs where the disability has been certified by either the Social Security Administration, the comparable government authority in another country with respect to non-U.S. staff members or an independent medical advisor appointed by us.

Retirement. In general, unvested stock options and RSUs granted in calendar years prior to the year in which an employee retires continue to vest on their original vesting schedule following the retirement of the holder if the holder has been continuously employed for at least ten years and is age 55 or older or is age 65 or older, regardless of service (a retirement-eligible participant). If a retirement-eligible participant receives a grant of stock options or RSUs in the calendar year such retirement occurs, the participant will vest in a pro-rata amount of the award he or she would be otherwise entitled to based upon the number of complete months of employment during the calendar year such retirement occurs. Holders have the lesser of five years from the date of retirement or the remaining period before expiration to exercise any vested stock options. Messrs. Balachandran and Kelly were retirement eligible as of December 31, 2014 and they would have received this

benefit (other than with respect to RSUs granted to Mr. Balachandran on July 31, 2012 and Mr. Kelly on January 31 and October 30, 2014, which were expressly excepted from our standard retirement provisions), had they retired on December 31, 2014. No other NEOs would have received this benefit because they did not meet the above-mentioned retirement requirements.

Performance Units

Our performance award program provides for a potential earn-out of outstanding performance units upon a Change of Control (as defined in our Change of Control Severance Plan) based on a truncated performance period and our performance through the change of control, and provides for potential earn-out at the end of the performance period in the event of a termination of employment due to death, disability or retirement subject to the proration provisions described below. With respect to grants of performance units made on or after March 6, 2013, Change of Control no longer includes any other event which the incumbent Board (as defined in the performance award program), in its sole discretion, determines is a change of control.

Change of Control. With respect to grants of outstanding performance units, in the event of a change of control that occurs after the sixth month of the performance period and before the end of the performance period, the performance period terminates as of the last business day before the change of control and the participant is entitled to a payment equal to the amount the participant would have received for the performance period based on: (A) our TSR performance for which our ending Common Stock price is computed on the greater of (i) the average daily closing price of our Common Stock for the last twenty (20) trading days of such shortened period or (ii) the value of consideration paid for a share of our Common Stock in the change of control (whether such consideration is paid in cash, stock or other property, or any combination thereof) and (B) the TSR performance of the companies in the applicable reference group based on such companies' average daily closing stock price for the last twenty (20) trading days of such shortened performance period. In the event of a change of control that occurs during the first six months of the performance period, the participant is entitled to a payment equal to an amount calculated in the manner described in the preceding sentence pro-rated for the number of complete months elapsed during the shortened performance period.

Death or Disability. For all performance unit grants made in calendar years prior to the year death or disability occurs, the participant will be paid the full amount of the award he or she would be otherwise entitled to, if any, as determined at the end of the performance period. For a performance unit grant made in the calendar year in which death or disability occurs, a participant will be paid a pro-rata amount of the award he or she would otherwise be entitled to, if any, as determined at the end of the performance period, based upon the number of complete months of employment in the calendar year such event occurs.

Retirement. In the event of retirement of a participant who has been continuously employed with us for at least ten years and is age 55 or older or is age 65 or older, regardless of service (a retirement-eligible participant), for performance unit grants made in calendar years prior to the year in which retirement occurs, the participant will be paid the full amount of the award he or she would be otherwise entitled to, if any, as determined at the end of the performance period. If a retirement-eligible participant receives a performance unit grant in the calendar year such retirement occurs, the participant will be paid a pro-rata amount of the award he or she would be otherwise entitled to, if any, as determined at the end of the performance period, based upon the number of complete months of employment during the calendar year such retirement occurs. Mr. Balachandran and Mr. Kelly would have received this benefit had they retired on December 31, 2014. No other NEOs would have received this benefit because they did not meet the above-mentioned retirement requirements.

Mr. Meline's Offer Letter

We entered into an offer letter with Mr. Meline in connection with his initial hiring as Chief Financial Officer effective July 21, 2014, which provides our limited severance benefits in the event of termination of employment by us, other than for cause. Specifically, the offer letter provides for severance protection for three years following the hire date equal to one year of base salary and target bonus, as defined, plus up to 12 months of COBRA medical and dental coverage paid by us. Benefits of this type are sometimes provided to officer-level candidates in order to provide an incentive to them to join the Company by reducing the risk of making such a job change. These severance benefits will expire on July 21, 2017, the third anniversary of the commencement of his employment with the Company.

For purposes of the offer letters, “cause” is defined as: (i) unfit for service, inattention to or neglect of duties, or incompetence; (ii) dishonesty; (iii) disregard or violation of the policies or procedures of the Company; (iv) refusal or failure to follow lawful directions of the Company; (v) illegal, unethical or immoral conduct; or (vi) breach of our Proprietary Information and Inventions Agreement.

Mr. Balachandran’s 2011 Special Retention Award

We entered into an arrangement with Mr. Balachandran in March 2011 which provided for specified annual cash installment payments commencing in March 2012 in order to promote his continued employment with us. Payments made under this arrangement are subject to Mr. Balachandran’s continued employment until each installment date, except in the event of his death, disability or involuntary termination of employment not for “Cause.” For purposes of this arrangement, “cause” is defined in the same manner as it is in Mr. Meline’s offer letter described above. Pursuant to this arrangement Mr. Balachandran received a cash payment of \$330,000 on each of March 2, 2012 and 2013, and a cash payment of \$170,000 on each of March 2, 2014 and 2015, for a total of \$1,000,000.

Mr. Peacock’s Severance Arrangement

Mr. Peacock resigned as our Chief Financial Officer effective January 10, 2014, at which time he continued to be employed in a non-executive officer capacity to assist in the transition of Michael A. Kelly, our Acting Chief Financial Officer, which transition period ended in May 2014. Upon his termination from the Company, Mr. Peacock received the following severance benefits: (1) lump sum payment of \$2,600,000 that is approximately equal to 1.5 times base pay salary plus target annual cash incentive award opportunity; (2) reimbursement of \$36,104 for COBRA medical coverage for up to 18 months; (3) senior executive career transition services for up to 12 months at a cost of \$15,000; (4) a payment of \$4,605,289 that is approximately equal to the pro-rata value of the last unvested tranche of his new hire equity awards (stock options and RSUs) that would have vested in October 2014, based on the total period of time that he was employed over the total vesting period of such tranche (48 months) calculated on the date of his termination of employment with the Company, and using a stock price equal to \$113 per share and (5) a payment of \$10,800 representing authorized time that he spent following the

termination of his employment in further transitioning his responsibilities and with matters that arose during his tenure with the Company at an hourly rate of \$1,200. In determining these benefits, the Compensation Committee considered that, until September 2013, Mr. Peacock was eligible for severance protection at a higher benefit multiple of two times annual base salary and target annual cash incentive award opportunity plus up to 18 months of COBRA protection, that the pro-rata value of the last unvested tranche of his new hire equity awards was made, in part, to compensate Mr. Peacock for value that he left behind at his former employer and that Mr. Peacock served (including by providing important transition services) nearly the full vesting period. The agreement between the Company and Mr. Peacock includes a general release of all claims by Mr. Peacock and provides that Mr. Peacock forfeit and repay substantial benefits of this agreement if Mr. Peacock materially breaches any covenants or conditions in the agreement or the previously signed Proprietary Information and Inventions Agreement, including if Mr. Peacock fails to fulfill his post-termination obligations to cooperate, to maintain the confidentiality of our information and not to disparage the Company.

Estimated Potential Payments

The tables below set forth the estimated current value of payments and benefits: (i) to each of our NEOs (other than Mr. Peacock who was not employed by us on December 31, 2014), upon a change of control, upon a qualifying termination within two years following a change of control, or upon death or disability, (ii) to Messrs. Meline and Balachandran, upon termination without cause and (iii) to Messrs. Balachandran and Kelly, upon their retirement (Messrs. Balachandran and Kelly are the only retirement-eligible NEOs). All other amounts shown in the tables below assume that the triggering events occurred on December 31, 2014 and do not include: (i) the 2012-2014 performance unit awards and the 2014 EIP payouts, which were earned as of December 31, 2014; (ii) other benefits earned during the term of our NEO’s employment that are available to all salaried staff members, such as accrued vacation; (iii) benefits paid by insurance providers under life and disability policies and (iv) benefits previously accrued and vested under the SRP and the NDCP. For information on the accrued amounts payable under these plans, see the “Nonqualified Deferred Compensation” table above. The actual amounts of payments and benefits that would be

provided can only be determined at the time of a change of control and/or the NEO's separation from the Company. In accordance with SEC rules, the value of accelerated equity awards (and the value of equity awards that would continue to vest after retirement) shown in the tables below was calculated using the closing price of our Common Stock on December 31, 2014 \$159.29. The value of accelerated stock options is the aggregate spread between the applicable

closing price and the exercise price of the stock options, while the value per unit of accelerated RSUs and performance units, including the related accrued dividend equivalents (rounded down to the nearest whole number of units), equals the applicable closing price multiplied by the number of units and dividend equivalents vested or earned, as applicable, as a result of such event.

Estimated Payments to Robert A. Bradway

Estimated Potential Payment or Benefit	Triggering Event		
	Change in Control(\$)	Change in Control and Termination(\$)	Death or Disability(\$)
Lump sum cash severance payment	0	6,900,000	0
Intrinsic value of accelerated unvested options	0	2,613,954	2,613,954
Intrinsic value of accelerated unvested RSUs	0	9,028,239	9,028,239
Value of 2014-2016 performance units	14,048,263 ⁽¹⁾	14,048,263 ⁽¹⁾	14,048,263 ⁽²⁾
Value of 2013-2015 performance units	17,667,650 ⁽¹⁾	17,667,650 ⁽¹⁾	17,667,650 ⁽²⁾
Continuing health care benefits for 18 months ⁽³⁾	0	36,532	0
Continuing retirement plan contributions for two years ⁽⁴⁾	0	695,000	0
Total	31,715,913	50,989,638	43,358,106

Estimated Payments to Anthony C. Hooper

Estimated Potential Payment or Benefit	Triggering Event		
	Change in Control(\$)	Change in Control and Termination(\$)	Death or Disability(\$)
Lump sum cash severance payment	0	3,806,840	0
Intrinsic value of accelerated unvested options	n/a	n/a	n/a
Intrinsic value of accelerated unvested RSUs	0	4,176,902	4,176,902
Value of 2014-2016 performance units	4,682,648 ⁽¹⁾	4,682,648 ⁽¹⁾	4,682,648 ⁽²⁾
Value of 2013-2015 performance units	7,066,901 ⁽¹⁾	7,066,901 ⁽¹⁾	7,066,901 ⁽²⁾
Continuing health care benefits for 18 months ⁽³⁾	0	24,756	0
Continuing retirement plan contributions for two years ⁽⁴⁾	0	385,684	0
Total	11,749,549	20,143,731	15,926,451

Estimated Payments to David W. Meline

Estimated Potential Payment or Benefit	Triggering Event			
	Change in Control(\$)	Change in Control and Termination(\$)	Termination Without Cause(\$)(5)	Death or Disability(\$)
Lump sum cash severance payment	0	3,420,061	1,710,030	0
Intrinsic value of accelerated unvested options	n/a	n/a	n/a	n/a
Intrinsic value of accelerated unvested RSUs	0	8,696,597	0	3,623,517 ⁽⁸⁾
Value of 2014-2016 performance units	n/a	n/a	n/a	n/a
Value of 2013-2015 performance units	n/a	n/a	n/a	n/a
Continuing health care benefits for applicable period ⁽³⁾	0	36,532	23,707	0
Continuing retirement plan contributions ⁽⁴⁾	0	347,006	0	0
Acceleration of unvested balance of DCP account	1,630,913	1,630,913	0	0
Total	1,630,913	14,131,109	1,733,737	3,623,517

Estimated Payments to Sean E. Harper

Estimated Potential Payment or Benefit	Triggering Event		
	Change in Control(\$)	Change in Control and Termination(\$)	Death or Disability(\$)
Lump sum cash severance payment	0	3,406,700	0
Intrinsic value of accelerated unvested options	0	746,844	746,844
Intrinsic value of accelerated unvested RSUs	0	3,348,754	3,348,754
Value of 2014-2016 performance units	4,682,648 ⁽¹⁾	4,682,648 ⁽¹⁾	4,682,648 ⁽²⁾
Value of 2013-2015 performance units	7,066,901 ⁽¹⁾	7,066,901 ⁽¹⁾	7,066,901 ⁽²⁾
Continuing health care benefits for 18 months ⁽³⁾	0	36,532	0
Continuing retirement plan contributions for two years ⁽⁴⁾	0	345,670	0
Total	11,749,549	19,634,049	15,845,147

Estimated Payments to Madhavan Balachandran

Estimated Potential Payment or Benefit	Triggering Event				
	Change in Control(\$)	Change in Control and Termination(\$)	Termination Without Cause(\$)	Retirement(\$)	Death or Disability(\$)
Lump sum cash severance payment	0	2,926,000	0	0	0
Intrinsic value of accelerated unvested options	0	560,133	0	560,133	560,133
Intrinsic value of accelerated unvested RSUs	0	5,496,301	0	2,524,109 ⁽⁷⁾	5,496,301
Value of 2014-2016 performance units	4,370,599 ⁽¹⁾	4,370,599 ⁽¹⁾	0	4,370,599 ⁽²⁾	4,370,599 ⁽²⁾
Value of 2013-2015 performance units	7,066,901 ⁽¹⁾	7,066,901 ⁽¹⁾	0	7,066,901 ⁽²⁾	7,066,901 ⁽²⁾
Continuing health care benefits for 18 months ⁽³⁾	0	36,532	0	0	0
Continuing retirement plan contributions for two years ⁽⁴⁾	0	297,600	0	0	0
Special retention award ⁽⁶⁾	0	170,000	170,000	0	170,000
Total	11,437,500	20,924,066	170,000	14,521,742	17,663,934

Estimated Payments to Michael A. Kelly

Estimated Potential Payment or Benefit	Triggering Event			
	Change in Control(\$)	Change in Control and Termination(\$)	Retirement(\$)	Death or Disability(\$)
Lump sum cash severance payment	0	1,580,368	0	0
Intrinsic value of accelerated unvested options	0	185,874	185,874	185,874
Intrinsic value of accelerated unvested RSUs	0	1,423,256	444,897 ⁽⁷⁾	1,423,256
Value of 2014-2016 performance units	615,178 ⁽¹⁾	615,178 ⁽¹⁾	615,178 ⁽²⁾	615,178 ⁽²⁾
Value of 2013-2015 performance units	769,052 ⁽¹⁾	769,052 ⁽¹⁾	769,052 ⁽²⁾	769,052 ⁽²⁾
Continuing health care benefits for 18 months ⁽³⁾	0	36,532	0	0
Continuing retirement plan contributions for two years ⁽⁴⁾	0	163,037	0	0
Total	1,384,230	4,773,297	2,015,001	2,993,360

- (1) In the event of a change of control occurring after the first six months of the 2014-2016 performance period, the number of performance units that would have been earned is the sum of the number of performance units granted and related dividend equivalents accrued through December 31, 2014 multiplied by a payout percentage of 150%, which is the relative TSR percentage multiplier based on our TSR percentile rank relative to the TSRs of the companies in the Reference Group for the period from the January 31, 2014 grant date through December 30, 2014, the last business day before the change in control.
- In the event of a change of control during the second year of the 2013-2015 performance period, the number of performance units that would have been earned is the sum of the number of performance units granted and related dividend equivalents accrued through December 31, 2014 multiplied by the maximum payout percentage of 150% which is the relative TSR percentage multiplier based on our TSR percentile rank relative to the TSRs of the companies in the Reference Group for the period from the January 28, 2013 grant date through December 30, 2014, the last business day before the change in control.
- Our TSRs for purposes of determining the payout percentages of these awards would be based on the higher of: (i) the average closing price of our Common Stock for the last 20 trading days of the shortened performance period ended on December 30, 2014, and (ii) the value of consideration the acquirer paid for a share of our Common Stock in the change of control. For purposes of the payout values shown in the tables, the TSRs for our Common Stock were based on the respective actual TSRs over the respective averaging periods. The resulting number of units that would have been earned was multiplied by \$159.29, the closing price of our Common Stock on December 31, 2014.
- For information on the actual number of units to be earned for these performance unit grants, see "Elements of Compensation and Specific Compensation Decisions—Long-Term Incentive Equity Awards" in our Compensation Discussion and Analysis, and "Summary Compensation Table—Narrative Description to the Compensation Tables—Performance Units" above.
- (2) In the event death or disability occurs, the participant is entitled to the number of performance units that would have been earned by the NEO if he had remained employed for the entire performance period. The number of performance units that would have been earned and the resulting payouts are calculated in the same manner and using the same assumptions as the values shown for these awards in the "Outstanding Equity Awards At Fiscal Year End" table (see footnotes 4, 5 and 6 to that table) and discussed above in footnote 1 to this table. In the event of actual death or disability, payout of shares in satisfaction of amounts earned for grants for the 2014-2016 and 2013-2015 performance periods would not occur until after the end of the performance periods. For more information, see "Elements of Compensation and Specific Compensation Decisions—Long-Term Incentive Equity Awards" in our Compensation Discussion and Analysis, and "Summary Compensation Table—Narrative Description to the Compensation Tables—Performance Units" above.
- As Messrs. Balachandran and Kelly were retirement-eligible as of December 31, 2014, the retirement payout amounts for the performance units for the 2014-2016 and 2013-2015 performance periods were calculated in the same manner as the respective death and disability payout amounts.
- (3) Reflects the estimated cost of medical and dental insurance coverage based on rates charged to our staff members for post-employment coverage provided in accordance with COBRA for the first 18 months following termination (for the first 12 months following termination without cause with respect to Mr. Meline), adjusted for the last six months of this period by an 8.5% inflation factor for medical coverage and a 5% inflation factor for dental coverage.
- (4) Reflects the value of retirement plan contributions for two years calculated as two times the sum of: (i) \$2,500 and (ii) the product of: (a) 10% and (b) the sum of the NEO's annual base salary as of December 31, 2014 and the NEO's targeted annual cash incentive award for 2014 (which equals the NEO's annual base salary as of December 31, 2014 multiplied by the NEO's target annual cash incentive award percentage).
- (5) Reflects amounts that would be paid to Mr. Meline pursuant to his offer letter in the event Mr. Meline was terminated without "cause," including one year of annual salary and annual target incentive bonus, as defined, and the cost of providing continuing medical and dental insurance coverage for 12 months in accordance with COBRA calculated in the same manner as described in footnote 3 above. The terms of Mr. Meline's offer letter relating to these benefits expire at the end of the third year of his employment on July 21, 2017.
- (6) Reflects cash installment payment made to Mr. Balachandran in March 2015 pursuant to a retention bonus arrangement entered into in March 2011 to promote his continued employment with us. The payment would have been accelerated in the event of involuntary termination not for "Cause," death and disability.
- (7) Excludes the value of unvested RSUs (including related accrued dividend equivalents rounded down to the nearest whole number of units) totaling 18,659 granted to Mr. Balachandran on July 31, 2012 and totaling 6,142 granted to Mr. Kelly on January 31 and October 30, 2014 that did not benefit from continued vesting upon retirement provisions.
- (8) Reflects a pro-rata reduction of the RSUs (including related accrued dividend equivalents rounded down to the nearest whole number of units) granted to Mr. Meline in connection with the commencement of his employment based on the number of complete months of service provided by Mr. Meline in 2014 since death and disability is assumed to have occurred in the year the awards were granted.

Director Compensation

The compensation program for our non-employee directors is intended to be competitive and fair so that we can attract the best talent to our Board of Directors, or Board, and recognize the time and effort required of a director given the size and complexity of our operations. In addition to cash compensation, we provide equity grants and have stock

ownership guidelines to align the directors' interests with all of our stockholders' interests and to motivate our directors to focus on our long-term growth and success. Directors who are our employees are not paid any fees for serving on our Board or for attending Board meetings.

2014 Director Compensation

Cash Compensation. Each non-employee director receives an annual cash retainer of \$100,000. In addition, chairs of our Board committees receive additional annual retainers as follows: (i) Audit Committee, \$20,000; (ii) Compensation and Management Development Committee, \$20,000; (iii) Corporate Responsibility and Compliance Committee, \$20,000 and (iv) Governance and Nominating Committee, \$20,000. The lead independent director receives an additional \$35,000 annual retainer. Directors are not additionally compensated for Board meeting attendance. Directors are compensated \$2,000 for each committee meeting they attend (\$1,000 for telephonic attendance). Directors are also compensated for attending meetings of committees of which they are not members or special meetings if they are invited to attend by the Chairman of the Board or the committee chair. Directors are entitled to reimbursement of their expenses, in accordance with our policy, incurred in connection with attendance at Board and committee meetings and conferences with our senior management. We make tax gross-up payments to our directors to reimburse them for additional income taxes imposed when we are required to impute income on our perquisites that we provide.

Equity Incentives. Under the provisions of our revised Director Equity Incentive Program, each non-employee director receives an automatic annual grant of RSUs on the third business day after the release of our first fiscal quarter earnings, with a grant date fair market value of \$200,000, based on the closing price of our Common Stock on the date of grant (rounded down to the nearest whole number). The RSUs vest immediately and earn dividend equivalents, including if the director chooses to defer receipt of the award. Vested RSUs may be deferred by the director. Directors that elect to defer receipt of the shares accrue

dividend equivalents on the vested RSUs during the deferral period. Stock options were eliminated from the annual equity grants to non-employee directors commencing in 2013.

Deferred Compensation and Other Benefits. Non-employee directors are eligible to participate in the Nonqualified Deferred Compensation Plan, or NDCP, that we maintain for our staff members (see "Nonqualified Deferred Compensation" in our Executive Compensation Tables above for more information). Earnings under this plan are market-based—there is no "above market" or guaranteed rates of returns.

Through The Amgen Foundation, Inc., the Company maintains a charitable contributions matching gift program for all eligible staff members and non-employee directors. Our directors participate in the program on the same terms as our staff members. The Amgen Foundation, Inc. matches, on a dollar-for-dollar basis, qualifying donations made by directors and staff members to eligible organizations, up to \$20,000 per person, per year.

Guests of our Board members are occasionally invited to Board events, and we may pay or reimburse travel expenses and may provide transportation on our aircraft for both the director and his or her guest.

Director Stock Ownership Guidelines. All non-employee directors are expected to hold the equivalent of five times the Board annual cash retainer (currently \$500,000) in our Common Stock while serving as a non-employee director.

All non-employee directors are expected to comply with the stock ownership guidelines on or before December 31st of the calendar year in which the fifth anniversary of their date of election by stockholders or the Board falls. For purposes of the Board stock ownership guidelines, issued and outstanding shares of our Common Stock held beneficially or

of record by the non-employee director, issued and outstanding shares of our Common Stock held in a qualifying trust (as defined in the guidelines) and vested RSUs that are deferred will count towards satisfying the stock ownership guidelines.

Board members are subject to our insider trading policy that prohibits them from engaging in short sales with respect to

the Company's securities, purchasing or pledging the Company's stock on margin (with the exception of the use of a margin account to purchase the Company's Common Stock in connection with the exercise of Company granted stock options) or entering into any hedging, derivative or similar transactions with respect to the Company's securities.

Director Stock Ownership Guidelines Compliance Dates

All directors with compliance dates that were on or prior to December 31, 2014 met the stock ownership guidelines as of December 31, 2014. Directors elected to the Board within the last five years have the following compliance dates:

Director	Compliance Date
Robert A. Eckert	December 31, 2018
Greg C. Garland	December 31, 2019
Rebecca M. Henderson	December 31, 2015
Tyler Jacks	December 31, 2017
Ronald D. Sugar	December 31, 2016
R. Sanders Williams	December 31, 2020

Director Compensation Table

The following table shows compensation of the non-employee members of our Board for 2014. Robert A. Bradway, our Chairman of the Board, Chief Executive Officer and President is not included in the table as he is an employee and thus receives no compensation for his service as a director.

Non-Employee Director	Fees Earned or Paid in Cash\$(3)	Stock Awards\$(4)(5)	All Other Compensation\$(6)	Total(\$)
David Baltimore	121,000	199,981	21,009	341,990
Frank J. Biondi, Jr.	145,000	199,981	42,821	387,802
François de Carbonnel	121,000	199,981	19,038	340,019
Vance D. Coffman	177,000	199,981	35,627	412,608
Robert A. Eckert(1)	124,000	199,981	20,705	344,686
Greg C. Garland	122,000	199,981	15,000	336,981
Rebecca M. Henderson	116,000	199,981	19,408	335,389
Frank C. Herringer(1)	145,000	199,981	45,755	390,736
Tyler Jacks	118,000	199,981	20,000	337,981
Gilbert S. Omenn(2)	61,000	199,981	35,800	296,781
Judith C. Pelham	125,000	199,981	20,622	345,603
Ronald D. Sugar	138,000	199,981	20,240	358,221
R. Sanders Williams(2)	29,000	49,928	13,100	92,028

(1) All cash fees were deferred by Messrs. Eckert and Herringer under our NDCP.

(2) Dr. Williams was appointed to our Board on October 17, 2014, and Dr. Omenn left our Board on May 15, 2014. Accordingly, fees earned by Drs. Williams and Omenn in 2014 consist of a pro-rata amount of the annual retainer fee (pro-rated on a quarterly basis) and fees for committee meetings attended in 2014.

(3) Reflects all fees paid to members of our Board for participation in regular, telephonic and special meetings of Board committees and annual retainers, as applicable.

(4) Reflects the grant date fair values of RSUs granted during 2014 determined in accordance with ASC 718 consisting of 1,795 RSUs granted on April 25, 2014 to each director named above, except for Dr. Williams who was not yet a member of our Board. Dr. Williams was granted 309 RSUs on October 30, 2014 based on a pro-rated value consistent with the length of service on the Board during 2014. The grant date fair values of all these awards are based on the closing prices of our Common Stock on the grant dates of \$111.41 and \$161.58 on April 25 and October 30, 2014, respectively, multiplied by the number of RSUs granted. Directors that elect to defer receipt of the shares accrue dividend equivalents on the vested RSUs during the deferral period.

(5) All of the RSUs granted to directors in 2014 were fully vested upon grant.

The table below shows the aggregate numbers of stock awards and stock option awards outstanding for each non-employee director as of December 31, 2014. Stock awards consist of vested RSUs for which receipt of the underlying shares of our Common Stock has been deferred (vested/deferred RSUs) and dividends on vested/deferred RSUs deemed automatically reinvested to acquire additional vested/deferred RSUs (rounded down to the nearest whole number of units). Directors may elect to defer issuance of shares until a later date, which would result in a deferral of taxable income to the director until the stock issuance date. Upon the passage of any applicable deferral period, the vested/deferred RSUs are paid in shares of our Common Stock on a one-for-one basis. Option awards consist of fully exercisable stock options granted prior to 2014.

Non-Employee Director	Aggregate Stock Awards	Aggregate Option Awards
	Outstanding as of December 31, 2014(#)	Outstanding as of December 31, 2014(#)
	<i>Restricted Stock Units and Dividend Equivalents</i>	<i>Stock Options</i>
David Baltimore	0	25,000
Frank J. Biondi, Jr.	15,318	15,000
François de Carbonnel	2,115	5,000
Vance D. Coffman	8,377	25,000
Robert A. Eckert	3,722	20,000
Greg C. Garland	0	0
Rebecca M. Henderson	7,469	8,000
Frank C. Herring	16,742	25,000
Tyler Jacks	1,818	20,000
Gilbert S. Omenn	4,647	25,000
Judith C. Pelham	0	0
Ronald D. Sugar	7,109	30,000
R. Sanders Williams	0	0

(6) The table below provides a summary of amounts paid by the Company for perquisites and other special benefits.

	Matching of Charitable Contributions (\$)(a)	Personal Use of Company Aircraft(b)		Reimbursement of Expenses in Connection with Guests Accompanying Directors on Business Travel(c)		Other(d)		Dividends Accrued on Vested/Deferred RSUs(\$)(e)	Total(\$)
		Aggregate Incremental Amounts(\$)	Tax Gross-Up(\$)	Aggregate Incremental Amounts (\$)	Tax Gross-Up(\$)	Aggregate Incremental Amounts(\$)	Tax Gross-Up(\$)		
Non-Employee Director									
David Baltimore	20,000	0	0	690	319	0	0	0	21,009
Frank J. Biondi, Jr.	20,000	191	2,016	595	275	0	0	19,744	42,821
François de Carbonnel	10,000	2,408	1,265	0	0	181	78	5,106	19,038
Vance D. Coffman	20,000	0	0	0	0	0	0	15,627	35,627
Robert A. Eckert	20,000	0	705	0	0	0	0	0	20,705
Greg C. Garland	15,000	0	0	0	0	0	0	0	15,000
Rebecca M. Henderson	15,000	0	0	0	0	0	0	4,408	19,408
Frank C. Herringer	20,000	1,566	1,006	0	0	0	0	23,183	45,755
Tyler Jacks	20,000	0	0	0	0	0	0	0	20,000
Gilbert S. Omenn	20,000	569	1,393	1,232	509	621	257	11,219	35,800
Judith C. Pelham	20,000	0	622	0	0	0	0	0	20,622
Ronald D. Sugar	20,000	0	240	0	0	0	0	0	20,240
R. Sanders Williams	13,100	0	0	0	0	0	0	0	13,100

(a) These are charitable contributions of The Amgen Foundation, Inc. that matched the directors' charitable contributions made in 2014.

(b) Where we have guests accompany directors on our aircraft or where the director, for non-business purposes, accompanies executives using our aircraft for business purposes, we typically incur no incremental cost for transporting that person, but we are required to impute income to the director for his or her income tax purposes. We reimburse the director for the additional income taxes imposed on the director in these circumstances. The aggregate incremental cost of use of our aircraft is calculated based on our variable operating costs, which include the cost of crew travel expenses, on-board catering, landing fees, trip-related hangar/parking costs, fuel, trip specific maintenance and other smaller variable costs. In determining the incremental cost relating to fuel and trip-related maintenance, we applied our actual average costs. We believe that the use of this methodology is a reasonably accurate method for calculating fuel and trip-related maintenance costs. Because our aircraft are used primarily for business travel, we do not include the fixed costs that do not change based on usage, such as pilots' salaries, our aircraft purchase costs and the cost of maintenance not related to trips.

(c) These amounts reflect the incremental costs of personal expenses incurred while on business travel and related imputed income to the director for his or her income tax purposes. We reimburse the director for the additional income taxes imposed on the director in these circumstances. Where we have guests accompany directors for business purposes, we may incur incremental costs for the guest and may be required to impute income to the director for his or her income tax purposes. We reimburse the director for the additional income taxes imposed on the director in these circumstances.

(d) Amounts reflect the cost of other expenses and related imputed income to the director for his or her income tax purposes. We reimburse the director for the additional income taxes imposed on the director in these circumstances.

(e) Amounts reflect dividends accrued on vested/deferred RSUs granted prior to 2011 as the impact of dividends was not considered in determining the grant date fair values of these awards for purposes of reporting compensation in the "Stock Awards" column in the "Director Compensation Table" in the Company's proxy statements in prior years.

Audit Matters

Audit Committee Report

The Audit Committee has reviewed and discussed with management the Company's audited consolidated financial statements as of and for the year ended December 31, 2014.

The Audit Committee has also discussed with Ernst & Young LLP, or Ernst & Young, the matters required to be discussed by the Public Company Accounting Oversight Board (PCAOB) Auditing Standard No. 16, *Communications with Audit Committees*.

The Audit Committee has received and reviewed the written disclosures and the letter from Ernst & Young required by the

applicable requirements of the PCAOB regarding Ernst & Young's communication with the Audit Committee concerning independence and has discussed with Ernst & Young their independence.

Based on the reviews and discussions referred to above, the Audit Committee has recommended to the Board of Directors that the audited consolidated financial statements referred to above be included in the Company's Annual Report on Form 10-K for the year ended December 31, 2014 for filing with the Securities and Exchange Commission.

Audit Committee of the Board of Directors

Frank J. Biondi, Jr., Chairman
David Baltimore
François de Carbonnel
Robert A. Eckert
Greg C. Garland
Judith C. Pelham

Independent Registered Public Accountants

The following table presents fees for professional services provided or to be provided by Ernst & Young for audits of the years ended December 31, 2014 and December 31, 2013, and fees for other services rendered by Ernst & Young during these periods.

	2014	2013
Audit	\$6,894,000	\$6,425,000
Audit-Related	385,000	371,000
Tax	136,000	367,000
All Other Fees	0	0
Total Fees	\$7,415,000	\$7,163,000

Included in Audit fees above are professional services associated with the integrated audit of our consolidated financial statements and our internal control over financial reporting and the statutory audits of various subsidiaries of the Company. Audit-Related fees are primarily attributable to audits of our affiliated companies and our retirement plans. Tax fees are primarily attributable to various U.S. and international tax compliance and planning services. The Audit Committee has considered whether the Audit-Related and Tax services provided by Ernst & Young are compatible with maintaining that firm's independence.

The Audit Committee has approved all audit and permissible non-audit services prior to such services being provided by Ernst & Young. The Audit Committee, or one or more of its designated members that have been granted authority by the Audit Committee, meets to approve each audit or non-audit service prior to the engagement of Ernst & Young for such service. Each such service approved by one or more of the authorized and designated members of the Audit Committee is presented to the entire Audit Committee at a subsequent meeting.

Annual Report and Form 10-K

The Company's Annual Report for fiscal 2014, which contains the consolidated financial statements of the Company for fiscal 2014, accompanies this proxy statement, but is not a part of the Company's soliciting materials.

Stockholders may obtain, without charge, a copy of the Company's Annual Report on Form 10-K for fiscal 2014, filed with the Securities and Exchange Commission, including the financial statements and schedules thereto, without the accompanying exhibits, by writing to: Investor Relations, Senior Manager, Amgen Inc., One

Amgen Center Drive, Thousand Oaks, CA 91320-1799, Mail Stop 28-1-C, or contact Investor Relations by telephone at (805) 447-1060 or email at investor.relations@amgen.com. The Company's Annual Report on Form 10-K is also available online at the Company's website at www.amgen.com. A list of exhibits is included in the Form 10-K and exhibits are available from the Company upon the payment to the Company of the cost of furnishing them.

CERTAIN RELATIONSHIPS AND RELATED TRANSACTIONS

Certain Relationships and Related Transactions

Under our written Approval of Related Party Transactions policy, a related party transaction (as defined below) may be consummated or may continue only if the Audit Committee approves or ratifies the transaction in accordance with the guidelines set forth in the policy. The policy applies to: (1) any person who is, or at any time since the beginning of our last fiscal year was, a member of our Board of Directors, or Board, one of our executive officers or a nominee to become a member of our Board; (2) any person who is known to be the beneficial owner of more than 5% of any class of our voting securities; (3) any immediate family member, as defined in the policy, of, or sharing a household with, any of the foregoing persons and (4) any firm, corporation or other entity in which any of the foregoing persons is employed, or is a partner or principal or in a similar position or in which such person has a 5% or greater beneficial ownership interest.

All potential related party transactions are presented to the Audit Committee for its consideration and, if the Audit Committee deems it appropriate, approval. The Audit Committee considers all relevant facts and circumstances available to it, including the recommendation of management. No member of the Audit Committee participates in any review, consideration or approval of any related party transaction involving such member or any of his or her immediate family members, except that such member is required to provide all material information concerning the related party transaction to the Audit Committee.

Related party transactions may be preliminarily entered into by management subject to ratification by the Audit Committee; provided that if ratification shall not be forthcoming, management shall make all reasonable efforts to cancel or annul such transaction. At each scheduled meeting of the Audit Committee, management is required to update the Audit Committee as to any material changes to any approved or ratified related party transaction. A "Related Party Transaction" is defined in the policy as a transaction, arrangement or relationship, or series of similar transactions, arrangements or relationships (including but not limited to any indebtedness or guarantee of indebtedness), between us and any of the persons listed in the first paragraph of this section. A related party transaction also includes any material amendment or modification to an existing related party transaction.

The Audit Committee has excluded each of the following related party transactions under the terms of our Approval of Related Party Transactions policy:

1. any matters related to compensation or benefits to the extent such compensation or benefits would not be required to be disclosed under Item 404 of Regulation S-K under the Securities Act of 1933;
2. transactions involving less than \$120,000 (or such different amount as may require disclosure or approval under any future amendment to the rules and regulations of the Securities and Exchange Commission, including

CERTAIN RELATIONSHIPS AND RELATED TRANSACTIONS

Item 404 of Regulation S-K, or the listing requirements of The NASDAQ Stock Market LLC, including Rule 5630) when aggregated with all similar transactions; or

3. transactions approved by another independent committee of the Board.

In deciding whether to approve or ratify a related party transaction, the Audit Committee will consider the following factors:

- whether the terms of the transaction are (i) fair to the Company and (ii) at least as favorable to the Company as would apply if the transaction did not involve a related party;

- whether there are demonstrable business reasons for the Company to enter into the transaction;
- whether the transaction would impair the independence of an outside director; and
- whether the transaction would present an improper conflict of interest for any director or executive officer, taking into account the size of the transaction, the overall financial position of the related party, the direct or indirect nature of the related party's interest in the transaction and the ongoing nature of any proposed relationship, and any other factors the Audit Committee deems relevant.

Transactions with Related Persons

Keith Jones, who is the brother-in-law of Brian M. McNamee, an executive officer of the Company, is employed by us as Key Accounts Senior Manager. Mr. Jones' compensation earned in 2014 consisted of \$121,921 in base salary, \$70,350 in annual cash incentive awards and bonuses and a

grant of 123 restricted stock units and 124 performance units, each valued at \$13,703 and \$12,564, respectively, on the date of grant. This transaction did not require the review or approval of the Audit Committee pursuant to our Approval of Related Party Transactions policy.

Other Matters

Section 16(a) Beneficial Ownership Reporting Compliance

Section 16(a) of the Securities Exchange Act of 1934, as amended, or Exchange Act, requires our executive officers and directors, and persons who own more than 10% of a registered class of our equity securities (collectively, Reporting Persons), to file reports of ownership and changes in ownership with the Securities and Exchange Commission, or SEC. Copies of the Section 16 reports are also required to be supplied to the Company and such reports are available on our website at www.amgen.com.

Based solely on our review of the reports filed by Reporting Persons and written representations from certain Reporting Persons that no other reports were required for those persons, during the year ended December 31, 2014, the Reporting Persons met all applicable Section 16(a) filing requirements.

Stockholder Proposals

Proposals Pursuant to Rule 14a-8. Pursuant to Rule 14a-8 under the Exchange Act, stockholders may present proper proposals for inclusion in our proxy statement and for consideration at our 2016 annual meeting of stockholders. To be eligible for inclusion in our 2016 proxy statement, your proposal must be received by our Secretary at our principal executive offices at One Amgen Center Drive, Thousand Oaks, California 91320-1799, Mail Stop 38-5-A no later than December 4, 2015, and must otherwise comply with Rule 14a-8. While the Board of Directors, or Board, will consider stockholder proposals, we reserve the right to omit from our proxy statement stockholder proposals that we are not required to include under the Exchange Act, including Rule 14a-8.

Business Proposals and Nominations Pursuant to our Bylaws. Under the Amended and Restated Bylaws of Amgen Inc., or Bylaws, to nominate a director or bring any other business before the stockholders at the 2016 annual meeting of stockholders that will not be included in our proxy statement pursuant to Rule 14a-8, you must comply with the procedures set forth in our Bylaws, including those summarized below. In addition, assuming the date of the 2016 annual meeting of stockholders is not more than thirty days before and not more than seventy days after the anniversary date of the 2015 Annual Meeting of Stockholders, or Annual Meeting, you must notify us in writing and such notice must be delivered to our Secretary at our principal executive offices at One Amgen Center Drive, Thousand Oaks, California 91320-1799, Mail Stop 38-5-A no earlier than January 15, 2016 and no later than February 14,

2016. Moreover, as further described below, certain information required to be included in such notice must be updated as of the record date of the meeting at which the nomination or other proposal is to be presented not later than ten days after such record date. In addition, our Bylaws provide that if the stockholder (or a qualified representative of the stockholder) does not appear at the annual or special meeting of stockholders to present a nomination or other business proposal, the nomination will be disregarded and the proposed business will not be transacted, notwithstanding that proxies in respect of the vote on the nomination or other business proposal may have been received by the Company.

Our Bylaws provide that a stockholder's advance notice of a nomination must contain the following as to each person whom the stockholder proposes to nominate for election as a director: (1) the information relating to the nominee that is required by paragraphs (a), (e) and (f) of Item 402 of Regulation S-K adopted by the SEC (or the corresponding provisions of any rule or regulation subsequently adopted by the SEC applicable to the Company); (2) such nominee's written consent to being named in the proxy statement as a nominee and serving as a director if elected; (3) whether such nominee, the stockholder or the beneficial owner, if any, on whose behalf the nomination is being made has received any financial assistance, funding or other consideration from any other person (Stockholder Associated Person) in respect of the nomination and the details thereof and (4) whether any nominee is eligible for consideration as an independent director under the relevant standards

contemplated by Item 407(a) of Regulation S-K adopted by the SEC (or any corresponding provisions subsequently adopted by the SEC and applicable to the Company). Our Bylaws provide that a stockholder's advance notice of a proposed business item (other than a nomination) must include: (1) a brief description of the business desired to be brought before the meeting; (2) the text of the proposal or business (including the text of any resolutions proposed for consideration and, in the event that such business includes a proposal to amend our Bylaws, the language of the proposed amendments); (3) the reasons why the stockholder favors the proposal and (4) whether the stockholder or the beneficial owner, if any, on whose behalf the proposal is being made has received any financial assistance, funding or other consideration from any other person (also a Stockholder Associated Person) in respect of the proposal (and the details thereof) and any material interest in such business of the stockholder, such beneficial owner or any Stockholder Associated Person.

In addition, our Bylaws provide that a stockholder giving advance notice of a nomination or a proposed business item must include the following information, as to such stockholder and the beneficial owner, if any, on whose behalf the nomination or proposal is made, all nominees proposed by the stockholder giving the notice and any Stockholder Associated Persons, in the notice: (1) the name and address of the stockholder, as they appear on the Company's books, and of such beneficial owner, if any; (2) a representation setting forth the class or series and number of shares of our capital stock which are owned beneficially and of record by the stockholder, and any such beneficial owner, nominee or Stockholder Associated Person; (3) a description of any agreement, arrangement or understanding with respect to the nomination or proposal between or among such stockholder and any such beneficial owner, nominee and Stockholder Associated Person, any of their respective affiliates or associates, and any others acting in concert with any of the foregoing; (4) a representation whether and the extent to which any hedging, derivative or other transaction or agreement is in place or has been entered into with respect to the Company or its securities (whether or not such transaction shall be subject to settlement in underlying shares of capital stock of the Company), bank debt or credit ratings, within the past six months by, or for the benefit of,

such stockholder and any such beneficial owner, nominee or Stockholder Associated Person, the effect or intent of which is to give rise to gain or loss as a result of changes in the trading price of the Company's securities or bank debt or changes in the credit ratings for the Company, its securities or bank debt (or, more generally, changes in the perceived creditworthiness of the Company) or to increase or decrease the voting power of such stockholder and any such beneficial owner, nominee or Stockholder Associated Person, and if so, a summary of the material terms thereof; (5) a representation that the stockholder is a holder of record of our stock entitled to vote at such meeting and intends to appear in person or by proxy at the meeting to propose such nomination or other business item; (6) a representation whether the stockholder or beneficial owner, if any, intends or is part of a group which intends (a) to deliver a proxy statement and/or form of proxy to stockholders of at least the percentage of our outstanding capital stock required to approve or adopt the proposal or elect the nominee, and/or (b) otherwise to solicit proxies from stockholders in support of such nomination or proposed business item and (7) any other information relating to such stockholder and beneficial owner, if any, that would be required to be disclosed in a proxy statement or other filings required to be made in connection with solicitations of proxies for, as applicable, the proposal and/or for the election of directors in an election contest pursuant to and in accordance with Section 14(a) of the Exchange Act and the rules and regulations promulgated thereunder. Moreover, the information described in subsections (2), (3) and (4) of this paragraph that is required to be included in the notice must be updated by the stockholder and beneficial owner, if any, presenting the nomination or other business proposal not later than 10 days after the record date of the meeting at which the nomination or other business proposal is to be presented to disclose such information as of such record date.

You may write to our Secretary at our principal executive offices at One Amgen Center Drive, Thousand Oaks, California 91320-1799, Mail Stop 38-5-A, to deliver the notices discussed above and for a copy of the relevant Bylaw provisions regarding the requirements for making stockholder proposals and nominating director candidates pursuant to our Bylaws.

Householding of Proxy Materials

The SEC has adopted rules that permit companies and intermediaries (such as brokers and banks) to satisfy the delivery requirements for proxy statements and annual reports with respect to two or more stockholders sharing the same address by delivering a single proxy statement addressed to those stockholders. This process, which is commonly referred to as “householding,” is also permissible under the General Corporation Law of the State of Delaware and potentially means extra convenience for stockholders and cost savings for companies.

This year, a number of banks and brokers with account holders who are our stockholders will be householding our proxy materials. A single Notice of Annual Meeting of

Stockholders or proxy statement will be delivered to multiple stockholders sharing an address unless contrary instructions have been received from the affected stockholders. Once you have received notice from your broker or bank that it will be householding communications to your address, householding will continue until you are notified otherwise or until you revoke your consent. If, at any time, you no longer wish to participate in householding and would prefer to receive a separate proxy statement and annual report, please notify your broker or bank. Stockholders who currently receive multiple copies of the proxy statement at their address and would like to request householding of their communications should contact their broker or bank.

No Incorporation by Reference

To the extent that this proxy statement is incorporated by reference into any other filing by us under the Securities Act of 1933 or the Exchange Act, the sections of this proxy statement entitled “Audit Committee Report” or “Compensation Committee Report” to the extent permitted by the rules of the SEC will not be deemed incorporated, unless specifically provided otherwise in such filing.

In addition, references to our website are not intended to function as a hyperlink and the information contained on our website is not intended to be part of this proxy statement. Information on our website, other than our proxy statement, Notice of Annual Meeting of Stockholders and form of proxy, is not part of the proxy soliciting material and is not incorporated herein by reference.

Disclaimer

This proxy statement contains statements regarding future individual and Company performance targets and Company performance goals. These targets and Company performance goals are disclosed in the limited context of our

compensation programs and should not be understood to be statements of management’s expectations or estimates of results or other guidance. We specifically caution investors not to apply these statements to other contexts.

Forward-Looking Statements

This proxy statement contains forward-looking statements that are based on management’s current expectations and beliefs and are subject to a number of risks, uncertainties and assumptions that could cause actual results to differ materially from those described. All statements, other than statements of historical fact, are statements that could be deemed forward-looking statements, including estimates of revenues, operating margins, other financial metrics, expected regulatory or clinical results or practices and other such estimates and results. Forward-looking statements involve significant risks and uncertainties, including those

discussed below and more fully described in the SEC reports filed by Amgen, including Amgen’s annual report on Form 10-K for the year ended December 31, 2014 and any subsequent periodic reports on Form 10-Q and Form 8-K. Please refer to the Form 10-K and any subsequent Forms 10-Q and 8-K for additional information on the uncertainties and risk factors related to our business. Unless otherwise noted, Amgen is providing this information as of March 16, 2015 and expressly disclaims any duty to update information contained in this proxy statement. No forward-looking statement can be guaranteed and actual results may

differ materially from those we project. Our results may be affected by our ability to successfully market both new and existing products domestically and internationally, clinical and regulatory developments (domestic or foreign) involving current and future products, sales growth of recently launched products, competition from other products (domestic or foreign) and difficulties or delays in manufacturing our products. Discovery or identification of new product candidates cannot be guaranteed and movement from concept to product is uncertain; consequently, there can be no guarantee that any particular product candidate will be successful and become a commercial product. Further, preclinical results do not guarantee safe and effective performance of product candidates in humans. The length of time that it takes for us to complete clinical trials and obtain regulatory approval for product marketing has in the past varied and we expect similar variability in the future. We develop product candidates internally and through licensing collaborations, partnerships, joint ventures and acquisitions. Product candidates that are derived from relationships or acquisitions may be subject to disputes between the parties or may prove to be not as effective or as safe as we may have believed at the time of entering into such relationship. In addition, sales of our products are affected by reimbursement policies imposed by third-party payers, including governments, private insurance plans and managed care providers and may be affected by regulatory, clinical and guideline developments and domestic and international trends toward managed care and healthcare cost containment as well as U.S. legislation affecting pharmaceutical pricing and reimbursement. Government and others' regulations and reimbursement policies may affect the development, usage

and pricing of our products. Furthermore, our research, testing, pricing, marketing and other operations are subject to extensive regulation by domestic and foreign government regulatory authorities. We or others could identify safety, side effects or manufacturing problems with our products after they are on the market. Our business may be impacted by government investigations, litigation and products liability claims. If we fail to meet the compliance obligations in the corporate integrity agreement between us and the U.S. government, we could become subject to significant sanctions. Further, while we routinely obtain patents for our products and technology, the protection offered by our patents and patent applications may be challenged, invalidated or circumvented by our competitors. We depend on third parties for a significant portion of our manufacturing capacity for the supply of certain of our current and future products and limits on supply may constrain sales of certain of our current products and product candidate development. In addition, we compete with other companies with respect to some of our marketed products as well as for the discovery and development of new products. Our products may compete against products that have lower prices, established reimbursement, superior performance, are easier to administer, or that are otherwise competitive with our products. Further, some raw materials, medical devices and component parts for our products are supplied by sole third-party suppliers. We may experience difficulties, delays or unexpected costs and not achieve anticipated benefits and savings from our restructuring plan. Our efforts to integrate the operations of companies we have acquired may not be successful. Our business performance could affect or limit the ability of our Board to declare a dividend or our ability to pay a dividend or repurchase our Common Stock.

Other Matters

The Board knows of no matters other than those listed in the attached Notice of Annual Meeting of Stockholders that are likely to be brought before the Annual Meeting. However, if any other matter properly comes before the Annual Meeting, the persons named on the enclosed proxy card will vote the proxy in accordance with their best judgment on such matter.

By Order of the Board of Directors



David J. Scott
Secretary

April 2, 2015

Appendix A

Amgen Inc. Board of Directors Guidelines for Director Qualifications and Evaluations

These guidelines set forth (1) the minimum qualifications that the Governance and Nominating Committee of the Board of Directors (the "Committee") of Amgen Inc. ("Amgen") believes are important for directors to possess, and (2) a description of the Committee's process for identifying and evaluating nominees for director, including nominees recommended by stockholders. These guidelines are only guidelines and may be waived and/or changed by the Committee and/or the Board of Directors as appropriate.

1. Candidate Qualifications

In seeking individuals to join the Board of Directors or to fill director vacancies on the Board of Directors, the Committee considers the following to be minimum qualifications that a candidate must possess:

- Demonstrated breadth and depth of management and leadership experience, preferably in a senior leadership role in a large or recognized organization;
- Financial and/or business acumen or relevant industry or scientific experience;
- Integrity and high ethical standards;
- Sufficient time to devote to Amgen's business as a member of the Board;
- Ability to oversee, as a director, Amgen's business and affairs for the benefit of Amgen's stockholders;
- Ability to comply with the Board's Code of Conduct; and
- Demonstrated ability to think independently and work collaboratively.

In addition, the Committee may consider the following where necessary and appropriate:

- A candidate's independence, as defined by The NASDAQ Stock Market, Inc.;
- A candidate's ability to satisfy the composition requirements for the Audit Committee and the Compensation and Management Development Committee;
- Maintaining a Board that reflects diversity; and
- The Board's overall size, structure and composition.

2. Candidate Identification and Evaluation Process

(a) For purposes of identifying nominees for the Board of Directors, the Committee relies on professional and personal contacts of the Committee, other members of the Board of Directors and senior management, as well as candidates recommended by independent search firms retained by the Committee from time to time. The Committee also will consider candidates recommended by stockholders. Any director nominations submitted by stockholders will be evaluated in the same manner that nominees suggested by Board members, management or other parties are evaluated.

(b) In evaluating potential candidates, the Committee will determine whether the candidate is qualified for service on the Board of Directors by evaluating the candidate under the guidelines set forth above and by determining if any individual candidate suits the Committee's and the Board of Director's overall objectives at the time the candidate is being evaluated.



Amgen Inc.
One Amgen Center Drive
Thousand Oaks, CA 91320-1795


SAMPLE



NO POSTAGE
NECESSARY
IF MAILED
IN THE
UNITED STATES

BUSINESS REPLY MAIL
FIRST-CLASS MAIL PERMIT NO. 67 THOUSAND OAKS CA

POSTAGE WILL BE PAID BY ADDRESSEE



**ANNUAL MEETING
AMGEN
PO BOX 2605
SEAL BEACH CA 90740-9906**



SAMPLE

Only Amgen Inc. stockholders with admittance tickets will be admitted to the 2015 Annual Meeting of Stockholders. Each stockholder is entitled to one admittance ticket. If you come to the meeting and do not have an admittance ticket, you will be admitted only upon presentation of proper identification and evidence of stock ownership as of March 16, 2015. Ensuring the 2015 Annual Meeting of Stockholders is safe and productive is our top priority. As such, failure to follow these admission procedures may result in being denied admission or being directed to view the meeting in an overflow room. Because seating in the main meeting room is limited, and in order to be able to address security concerns, we reserve the right to direct attendees to view the meeting in an overflow room.

- Please send me an admittance ticket for the Amgen Inc. 2015 Annual Meeting of Stockholders to be held on Thursday, May 14, 2015 in Westlake Village, California.

Name (Please print)

Address ()

City	State	Zip	Email	Telephone No. (Please provide)
------	-------	-----	-------	-----------------------------------

**YOU DO NOT NEED TO RETURN THIS CARD IF YOU DO NOT PLAN TO ATTEND
THE 2015 ANNUAL MEETING OF STOCKHOLDERS.**

SAMPLE

ANNUAL MEETING OF STOCKHOLDERS OF AMGEN INC.

May 14, 2015

GO GREEN

e-Consent makes it easy to go paperless. With e-Consent, you can quickly access your proxy material, statements and other eligible documents online, while reducing costs, clutter and paper waste. Enroll today via www.amstock.com to enjoy online access.

IMPORTANT NOTICE REGARDING THE AVAILABILITY OF PROXY MATERIALS FOR THE STOCKHOLDER MEETING TO BE HELD ON MAY 14, 2015:

The Notice of 2015 Annual Meeting of Stockholders, Proxy Statement, Form Proxy Card and 2014 Annual Report are available at <http://www.astproxyportal.com/ast/Amgen>.

If you wish to attend the Annual Meeting, please visit [deleted text from public filing] to register.

Please sign, date and mail your proxy card in the envelope provided as soon as possible.

↓ Please detach along perforated line and mail in the envelope provided. ↓

PLEASE SIGN, DATE AND RETURN PROMPTLY IN THE ENCLOSED ENVELOPE. PLEASE MARK YOUR VOTE IN BLUE OR BLACK INK AS SHOWN HERE <input checked="" type="checkbox"/>			
The Board of Directors recommends a vote "FOR" each listed nominee in item #1.			
1. To elect thirteen directors to the Board of Directors of Amgen Inc. for a term of office expiring at the 2016 annual meeting of stockholders. The nominees for election to the Board are:	FOR AGAINST ABSTAIN	Dr. Rebecca M. Henderson Mr. Frank C. Herringer Dr. Tyler Jacks Ms. Judith C. Pelham Dr. Ronald D. Sugar Dr. R. Sanders Williams	FOR AGAINST ABSTAIN <input type="checkbox"/> <input type="checkbox"/> <input type="checkbox"/> <input type="checkbox"/> <input type="checkbox"/> <input type="checkbox"/> <input type="checkbox"/> <input type="checkbox"/> <input type="checkbox"/> <input type="checkbox"/> <input type="checkbox"/> <input type="checkbox"/> <input type="checkbox"/> <input type="checkbox"/> <input type="checkbox"/> <input type="checkbox"/> <input type="checkbox"/> <input type="checkbox"/> <input type="checkbox"/> <input type="checkbox"/> <input type="checkbox"/>
Dr. David Baltimore Mr. Frank J. Biondi, Jr. Mr. Robert A. Bradway Mr. François de Carbonnel Dr. Vance D. Coffman Mr. Robert A. Eckert Mr. Greg C. Garland	<input type="checkbox"/> <input type="checkbox"/> <input type="checkbox"/> <input type="checkbox"/> <input type="checkbox"/> <input type="checkbox"/> <input type="checkbox"/> <input type="checkbox"/> <input type="checkbox"/> <input type="checkbox"/> <input type="checkbox"/> <input type="checkbox"/> <input type="checkbox"/> <input type="checkbox"/> <input type="checkbox"/> <input type="checkbox"/> <input type="checkbox"/> <input type="checkbox"/> <input type="checkbox"/> <input type="checkbox"/> <input type="checkbox"/>	The Board of Directors recommends a vote "FOR" each of items #2 and #3.	
To change the address on your account, please check the box at right and indicate your new address in the address space above. Please note that changes to the registered name(s) on the account may not be submitted via this method. <input type="checkbox"/>		2. To ratify the selection of Ernst & Young LLP as our independent registered public accountants for the fiscal year ending December 31, 2015.	<input type="checkbox"/> <input type="checkbox"/> <input type="checkbox"/>
		3. Advisory vote to approve our executive compensation.	<input type="checkbox"/> <input type="checkbox"/> <input type="checkbox"/>
		The Board of Directors recommends a vote "AGAINST" the Stockholder Proposal in item #4.	
		4. Stockholder Proposal (Vote Tabulation).	<input type="checkbox"/> <input type="checkbox"/> <input type="checkbox"/>
Signature of Stockholder _____	Date: _____	Signature of Stockholder _____	Date: _____
Note: Please sign exactly as your name or names appear on this Proxy Card. When shares are held jointly, each holder should sign. When signing as executor, administrator, attorney-in-fact, trustee or guardian, please give full title as such. If the signer is a corporation, please sign full corporate name by duly authorized officer, giving full title as such. If signer is a partnership, please sign in partnership name by authorized person.			

SAMPLE

This Proxy Card will be voted as specified or, if no choice is specified, will be voted FOR the election of the named director nominees, FOR ratification of the selection of Ernst & Young LLP, FOR the advisory vote to approve our executive compensation and AGAINST the Stockholder Proposal.

As of the date hereof, the undersigned hereby acknowledges receipt of the 2015 Proxy Statement and accompanying Notice of 2015 Annual Meeting of Stockholders to be held on May 14, 2015, Form Proxy Card and the 2014 Annual Report.

In their discretion, the Proxy Holders (as defined below) are authorized to vote upon such other matters as may properly come before the 2015 Annual Meeting of Stockholders and at any continuation, postponement or adjournment thereof. The Board of Directors, at present, knows of no other business to be presented at the 2015 Annual Meeting of Stockholders.

By signing this proxy you revoke all prior proxies. This proxy will be governed by the laws of the State of Delaware and federal securities laws.

0 ■

AMGEN INC.

ONE AMGEN CENTER DRIVE, THOUSAND OAKS, CA 91320-1799

PROXY SOLICITED BY THE BOARD OF DIRECTORS

FOR THE 2015 ANNUAL MEETING OF STOCKHOLDERS TO BE HELD ON MAY 14, 2015

Robert A. Bradway, David W. Meline and David J. Scott (the "Proxy Holders"), or any of them, each with the power of substitution, hereby are authorized to represent the undersigned, with all powers which the undersigned would possess if personally present, to vote the shares of Amgen Inc. Common Stock of the undersigned at the 2015 Annual Meeting of Stockholders of Amgen Inc., to be held on Thursday, May 14, 2015, at 11:00 A.M., local time, at the Four Seasons Hotel Westlake Village, Two Dole Drive, Westlake Village, CA 91362, and at any continuation, postponement or adjournment of that meeting, upon and in respect of the following matters and in accordance with the following instructions, with discretionary authority as to any and all other business that may properly come before the meeting.

You are encouraged to specify your choices by marking the appropriate boxes, SEE REVERSE SIDE, but you need not mark any boxes if you wish to vote in accordance with the Board of Directors' recommendations. PLEASE MARK, SIGN, DATE AND RETURN PROMPTLY USING THE ENCLOSED ENVELOPE.

(Continued and to be signed on the reverse side)

■ 1.1

14475 ■

SAMPLE

ANNUAL MEETING OF STOCKHOLDERS OF AMGEN INC.

May 14, 2015

PROXY VOTING INSTRUCTIONS

INTERNET - Access www.voteproxy.com and follow the on-screen instructions or scan the QR code with your smartphone. Have your proxy card available when you access the web page.



TELEPHONE - Call toll-free **1-800-PROXIES** (1-800-776-9437) in the United States or **1-718-921-8500** from foreign countries from any touch-tone telephone and follow the instructions. Have your proxy card available when you call.

If you wish to attend the Annual Meeting, please visit [deleted text from public filing] to register.

Vote online/phone until 11:59 PM ET the day before the meeting.

MAIL - Sign, date and mail your proxy card in the envelope provided as soon as possible.

IN PERSON - You may vote your shares in person by attending the Annual Meeting.

GO GREEN - e-Consent makes it easy to go paperless. With e-Consent, you can quickly access your proxy material, statements and other eligible documents online, while reducing costs, clutter and paper waste. Enroll today via www.amstock.com to enjoy online access.

COMPANY NUMBER	
ACCOUNT NUMBER	

IMPORTANT NOTICE REGARDING THE AVAILABILITY OF PROXY MATERIALS FOR THE STOCKHOLDER MEETING TO BE HELD ON MAY 14, 2015:
The Notice of 2015 Annual Meeting of Stockholders, Proxy Statement, Form Proxy Card and 2014 Annual Report are available at <http://www.astproxyportal.com/ast/Amgen>.

Please detach along perforated line and mail in the envelope provided if you are not voting by telephone or the Internet.

PLEASE SIGN, DATE AND RETURN PROMPTLY IN THE ENCLOSED ENVELOPE. PLEASE MARK YOUR VOTE IN BLUE OR BLACK INK AS SHOWN HERE

The Board of Directors recommends a vote "FOR" each listed nominee in Item #1.

1. To elect thirteen directors to the Board of Directors of Amgen Inc. for a term of office expiring at the 2016 annual meeting of stockholders. The nominees for election to the Board are:

	FOR	AGAINST	ABSTAIN
Dr. David Baltimore	<input type="checkbox"/>	<input type="checkbox"/>	<input type="checkbox"/>
Mr. Frank J. Biondi, Jr.	<input type="checkbox"/>	<input type="checkbox"/>	<input type="checkbox"/>
Mr. Robert A. Bradway	<input type="checkbox"/>	<input type="checkbox"/>	<input type="checkbox"/>
Mr. François de Carbonnet	<input type="checkbox"/>	<input type="checkbox"/>	<input type="checkbox"/>
Dr. Vance D. Coffman	<input type="checkbox"/>	<input type="checkbox"/>	<input type="checkbox"/>
Mr. Robert A. Eckert	<input type="checkbox"/>	<input type="checkbox"/>	<input type="checkbox"/>
Mr. Greg C. Garland	<input type="checkbox"/>	<input type="checkbox"/>	<input type="checkbox"/>

	FOR	AGAINST	ABSTAIN
Dr. Rebecca M. Henderson	<input type="checkbox"/>	<input type="checkbox"/>	<input type="checkbox"/>
Mr. Frank C. Herringer	<input type="checkbox"/>	<input type="checkbox"/>	<input type="checkbox"/>
Dr. Tyler Jacks	<input type="checkbox"/>	<input type="checkbox"/>	<input type="checkbox"/>
Ms. Judith C. Pelham	<input type="checkbox"/>	<input type="checkbox"/>	<input type="checkbox"/>
Dr. Ronald D. Sugar	<input type="checkbox"/>	<input type="checkbox"/>	<input type="checkbox"/>
Dr. R. Sanders Williams	<input type="checkbox"/>	<input type="checkbox"/>	<input type="checkbox"/>

The Board of Directors recommends a vote "FOR" each of items #2 and #3.

2. To ratify the selection of Ernst & Young LLP as our independent registered public accountants for the fiscal year ending December 31, 2015.	<input type="checkbox"/>	<input type="checkbox"/>	<input type="checkbox"/>
3. Advisory vote to approve our executive compensation.	<input type="checkbox"/>	<input type="checkbox"/>	<input type="checkbox"/>

The Board of Directors recommends a vote "AGAINST" the Stockholder Proposal in item #4.

4. Stockholder Proposal (Vote Tabulation).	<input type="checkbox"/>	<input type="checkbox"/>	<input type="checkbox"/>
--	--------------------------	--------------------------	--------------------------

To change the address on your account, please check the box at right and indicate your new address in the address space above. Please note that changes to the registered name(s) on the account may not be submitted via this method.

Signature of Stockholder _____ Date: _____ Signature of Stockholder _____ Date: _____

Note: Please sign exactly as your name or names appear on this Proxy Card. When shares are held jointly, each holder should sign. When signing as executor, administrator, attorney-in-fact, trustee or guardian, please give full title as such. If the signer is a corporation, please sign full corporate name by duly authorized officer, giving full title as such. If signer is a partnership, please sign in partnership name by authorized person.

SAMPLE

This Proxy Card will be voted as specified or, if no choice is specified, will be voted FOR the election of the named director nominees, FOR ratification of the selection of Ernst & Young LLP, FOR the advisory vote to approve our executive compensation and AGAINST the Stockholder Proposal.

As of the date hereof, the undersigned hereby acknowledges receipt of the 2015 Proxy Statement and accompanying Notice of 2015 Annual Meeting of Stockholders to be held on May 14, 2015, Form Proxy Card and the 2014 Annual Report.

In their discretion, the Proxy Holders (as defined below) are authorized to vote upon such other matters as may properly come before the 2015 Annual Meeting of Stockholders and at any continuation, postponement or adjournment thereof. The Board of Directors, at present, knows of no other business to be presented at the 2015 Annual Meeting of Stockholders.

By signing this proxy you revoke all prior proxies. This proxy will be governed by the laws of the State of Delaware and federal securities laws.

0 ■

AMGEN INC.

ONE AMGEN CENTER DRIVE, THOUSAND OAKS, CA 91320-1799

PROXY SOLICITED BY THE BOARD OF DIRECTORS

FOR THE 2015 ANNUAL MEETING OF STOCKHOLDERS TO BE HELD ON MAY 14, 2015

Robert A. Bradway, David W. Meline and David J. Scott (the "Proxy Holders"), or any of them, each with the power of substitution, hereby are authorized to represent the undersigned, with all powers which the undersigned would possess if personally present, to vote the shares of Amgen Inc. Common Stock of the undersigned at the 2015 Annual Meeting of Stockholders of Amgen Inc., to be held on Thursday, May 14, 2015, at 11:00 A.M., local time, at the Four Seasons Hotel Westlake Village, Two Dole Drive, Westlake Village, CA 91362, and at any continuation, postponement or adjournment of that meeting, upon and in respect of the following matters and in accordance with the following instructions, with discretionary authority as to any and all other business that may properly come before the meeting.

You are encouraged to specify your choices by marking the appropriate boxes, SEE REVERSE SIDE, but you need not mark any boxes if you wish to vote in accordance with the Board of Directors' recommendations. PLEASE MARK, SIGN, DATE AND RETURN PROMPTLY USING THE ENCLOSED ENVELOPE.

(Continued and to be signed on the reverse side)

■ 1.1

14475 ■