

UNITED STATES
SECURITIES AND EXCHANGE COMMISSION
Washington, D.C. 20549

SCHEDULE 14A INFORMATION

Proxy Statement Pursuant to Section 14(a) of the
Securities Exchange Act of 1934

Filed by the registrant

Filed by a party other than the registrant

Check the appropriate box:	
<input type="checkbox"/>	Preliminary Proxy Statement
<input type="checkbox"/>	CONFIDENTIAL, FOR USE OF THE COMMISSION ONLY (AS PERMITTED BY RULE 14A-6(E)(2))
<input checked="" type="checkbox"/>	Definitive Proxy Statement
<input type="checkbox"/>	Definitive Additional Materials
<input type="checkbox"/>	Soliciting Material Pursuant to Section 240.14a-12

AMGEN INC.

(Name of Registrant as Specified in Its Charter)

(Name of Person(s) Filing Proxy Statement, if other than the Registrant)

Payment of filing fee (check the appropriate box):	
<input checked="" type="checkbox"/>	No fee required.
<input type="checkbox"/>	Fee paid previously with preliminary materials.
<input type="checkbox"/>	Fee computed on table in exhibit required by Item 25(b) per Exchange Act Rules 14a-6(i)(1) and 0-11.



PROXY STATEMENT AND
NOTICE OF ANNUAL MEETING
OF STOCKHOLDERS

2022



Cover image: Senior Associate Scientist Asha Kelley in discovery research lab, Thousand Oaks, California



April 5, 2022

Dear Fellow Stockholder:

You are invited to attend the 2022 Annual Meeting of Stockholders, or Annual Meeting, of Amgen Inc. to be held on Tuesday, May 17, 2022, at 11:00 A.M., Pacific Time, via the internet at www.virtualshareholdermeeting.com/AMGN2022.

Our Mission: We seek to develop innovative medicines that address important unmet medical needs in the fight against serious illness. This mission is the central underpinning of our strategy, inherently long-term, and in service of patients and their families. Our mission to serve patients is supported by our long-standing focus on using our resources responsibly to support the sustainability of our business and the global environment in which we and our patients live.

Execution of Our Strategy: In 2021, we have remained focused on our strategic priorities while navigating the ongoing impact of the pandemic. Innovation is at the core of our strategy. We launched three medicines that address serious diseases – LUMAKRAS® for the treatment of advanced non-small cell lung cancer, TEZSPIRE™⁽¹⁾ for the treatment of severe asthma, and an expanded indication for Otezla® for the treatment of plaque psoriasis across all severities (mild, moderate, and severe). We completed strategic business acquisitions that complement our internal innovation, including Five Prime Therapeutics, Inc. and bemarituzumab, a first-in-class antibody in oncology, and Teneobio, Inc. and its proprietary bispecific and multispecific antibody technologies and portfolio of early-stage oncology assets. We entered into a collaboration with Kyowa Kirin Co. Ltd. to develop and commercialize AMG 451, a Phase 3-ready first-in-class asset in inflammation. Additionally, we invested to strengthen our discovery capabilities, progressed our early innovative pipeline, continued to advance our biosimilar programs (with 11 biosimilars in our current portfolio) and expand our global presence, including in fast-growing markets in Asia. Throughout, we have maintained a disciplined approach to capital allocation, investing in our future while concurrently returning capital to stockholders.

Our Commitment to Society: Our approach to environmental sustainability, social responsibility, and corporate governance, or ESG, begins with our mission to serve patients and is supported by our long-standing focus on using resources responsibly to support the sustainability of our business. In 2021, we launched a new environmental sustainability plan, our third since 2007, that includes a target of achieving carbon neutrality in our operations by 2027 (while also aiming to further reduce our water use by 40% and waste disposed by 75%⁽²⁾). Our latest U.S. biomanufacturing plant featuring innovative technologies in Rhode Island received U.S. Food and Drug Administration approval in January 2022, expanding our manufacturing capacity while also delivering environmental and cost efficiencies. We announced plans to invest approximately \$1 billion to build two additional U.S. plants (in Ohio and North Carolina) featuring innovative technologies that support our 2027 environmental sustainability plan. Since its inception, the Amgen Foundation has contributed more than \$375 million to non-profit organizations around the world that complement Amgen's purpose-driven dedication to impacting lives in inspiring and innovative ways, including through four signature science education programs that, in 2021 alone, have reached over 27 million students and educators worldwide. Through patient assistance programs, expanded access to investigational therapies, donations, and other initiatives, we have developed patient support programs to assist eligible patients around the world to obtain the medicines they need. We increased our focus on diversity, inclusion, and belonging, including by working to improve the diversity and representation of racial and ethnic minority populations in clinical trial research and we aspire to double our supplier diversity spending and triple our Black-owned business spend in the U.S. by 2023.⁽³⁾ Our new U.S. plant locations in Ohio and North Carolina were chosen, in part, because they will expand our access to diverse talent.

Stockholder Engagement: We continue to be guided by the perspectives of our stockholders as expressed through their engagement with us throughout the year and at our Annual Meeting. Consistent with prior years' practices, since our 2021 annual meeting of stockholders, we have engaged in governance-focused outreach activities and discussions with stockholders comprising approximately 52% of our outstanding shares. In 2021, stockholders asked questions about our response to COVID-19 and ESG issues. In response to stockholder feedback, we have enhanced our ESG reporting, including disclosing our annual Consolidated EEO-1 Report⁽⁴⁾ and additional metrics on the diversity of our workforce. Feedback received during the course of these activities is shared with our Board and informs Board decisions. In addition to these governance-focused outreach activities, we have more than doubled our participation in investor events and engagement sessions since 2017. We are eager to continue this valuable dialogue with our investors in the coming year.

I look forward to sharing more about our Company at the Annual Meeting. In addition to the business to be transacted and described in the accompanying Notice of Annual Meeting of Stockholders, I will discuss recent developments during the past year, the substantial progress we made on our strategic priorities in 2021, and respond to comments and questions.

On behalf of our Board, I thank you for your participation and investment in Amgen. We look forward to the Annual Meeting on May 17.

Sincerely,

Robert A. Bradway
Chairman of the Board,
Chief Executive Officer and President

(1) Being developed in collaboration with AstraZeneca plc.
(2) Carbon neutrality goal refers to Scope 1 and 2 emissions. Reductions take into account only verified reduction projections, and do not take into account changes associated with the contraction or expansion of the Company and are measured against a 2019 baseline.
(3) Measured against a 2019 baseline.
(4) Beginning with our Consolidated EEO-1 Report filed in 2021.

Notice of Annual Meeting of Stockholders

To be Held on May 17, 2022

To the Stockholders of Amgen Inc.:

Date and Time: Tuesday, May 17, 2022, at 11:00 A.M., Pacific Time

Location: Our 2022 Annual Meeting of Stockholders, or Annual Meeting, will be held solely by remote communication via the internet at www.virtualshareholdermeeting.com/AMGN2022. While you will not be able to attend the Annual Meeting in person, stockholders will, to the extent possible, be afforded the same rights and opportunities to participate at the virtual meeting similarly to how they would participate at an in-person meeting.

Stockholders or their proxyholders may participate, vote, and examine our list of stockholders at our Annual Meeting via the internet at www.virtualshareholdermeeting.com/AMGN2022 and using your control number.

Record Date: March 18, 2022. Amgen stockholders of record at the close of business on the record date are entitled to receive notice of, and vote at, the Annual Meeting and any continuation, postponement, or adjournment thereof.

Mail Date: We intend to mail the Notice Regarding the Availability of Proxy Materials, or the proxy statement and proxy card, as applicable, on or about April 5, 2022, to our stockholders of record on the record date.

Items of Business:

1. To elect 12 directors to the Board of Directors of Amgen for a term of office expiring at the 2023 annual meeting of stockholders. The nominees for election to the Board of Directors are Dr. Wanda M. Austin, Mr. Robert A. Bradway, Dr. Brian J. Druker, Mr. Robert A. Eckert, Mr. Greg C. Garland, Mr. Charles M. Holley, Jr., Dr. S. Omar Ishrak, Dr. Tyler Jacks, Ms. Ellen J. Kullman, Ms. Amy E. Miles, Dr. Ronald D. Sugar, and Dr. R. Sanders Williams;
2. To hold an advisory vote to approve our executive compensation;
3. To ratify the selection of Ernst & Young LLP as our independent registered public accountants for the fiscal year ending December 31, 2022; and
4. To transact such other business as may properly come before the Annual Meeting or any continuation, postponement, or adjournment thereof.

Attendance: The live audio webcast of the Annual Meeting will begin promptly at 11:00 A.M., Pacific Time. To participate in the virtual meeting, you will need the control number included on your Notice, proxy card, or voting instruction form. We encourage you to access the meeting prior to the start time. Please read "Information Concerning Voting and Solicitation—Attendance at the Annual Meeting" in the accompanying proxy statement.

Voting: Your vote is important, regardless of the number of shares that you own. Whether or not you plan to attend the Annual Meeting, it is important that your shares be represented and voted. Please read the Notice of Annual Meeting of Stockholders and proxy statement with care and follow the voting instructions to ensure that your shares are represented. By submitting your proxy promptly, you will save the Company the expense of further proxy solicitation. We encourage you to submit your proxy as soon as possible by internet, by telephone, or by signing, dating, and returning all proxy cards or instruction forms provided to you.

By Order of the Board of Directors



Jonathan P. Graham
Secretary

Thousand Oaks, California
April 5, 2022

Table of Contents

<u>Proxy Statement Summary</u>	1	<u>Executive Compensation</u>	41
<u>Item 1—Election of Directors</u>	8	<u>Compensation Discussion and Analysis</u>	41
<u>Corporate Governance</u>	17	<u>Our Named Executive Officers</u>	41
<u>Board of Directors Corporate Governance Highlights</u>	17	<u>Our Strategy</u>	41
<u>Leadership Structure</u>	18	<u>Our Approach to Environmental Sustainability, Social Responsibility, and Corporate Governance</u>	43
<u>The Board's Role in Risk Oversight</u>	20	<u>Our Compensation Best Practices</u>	44
<u>Responding to COVID-19</u>	22	<u>Executing on Our Strategic Priorities While Navigating the Impact of the COVID-19 Pandemic</u>	45
<u>Codes of Business Conduct</u>	22	<u>Aligning Pay With Performance</u>	45
<u>Board Meetings</u>	22	<u>Positive 2021 Say on Pay Vote Outcome and Compensation Design Changes in Response to 2021 Stockholder Input</u>	51
<u>Communication with the Board</u>	22	<u>Long-Term Incentive Equity Award Design in 2021</u>	52
<u>Board Committees and Charters</u>	23	<u>Our 2021 Compensation Program Highlights and Objectives</u>	53
<u>Governance and Nominating Committee</u>	23	<u>How Compensation Decisions Are Made For Our Named Executive Officers</u>	54
<u>Summary of Current Director Core Experiences and Skills</u>	24	<u>Elements of Compensation and Specific Compensation Decisions</u>	57
<u>Process for Selecting Directors, Director Qualifications, and Board Diversity</u>	25	<u>Compensation Policies and Practices</u>	68
<u>Regular Board and Committee Evaluations</u>	27	<u>Non-Direct Compensation and Payouts in Certain Circumstances</u>	70
<u>Director Independence</u>	28	<u>Tax and Accounting Standards</u>	72
<u>Governance Committee Processes and Procedures for Considering and Determining Director Compensation</u>	29	<u>Executive Compensation Tables</u>	73
<u>Audit Committee</u>	29	<u>Director Compensation</u>	87
<u>Corporate Responsibility and Compliance Committee</u>	30	<u>Security Ownership of Directors and Executive Officers</u>	91
<u>About Our Compliance Program</u>	30	<u>Security Ownership of Certain Beneficial Owners</u>	93
<u>Our Approach to Environmental Sustainability, Social Responsibility, and Human Capital Management</u>	31	<u>Item 3—Ratification of Selection of Independent Registered Public Accountants</u>	94
<u>Compensation and Management Development Committee</u>	36	<u>Audit Matters</u>	95
<u>Compensation Committee Processes and Procedures for Considering and Determining Executive Compensation in 2021</u>	36	<u>Annual Report on Form 10-K</u>	96
<u>Compensation Risk Management</u>	37	<u>Certain Relationships and Related Transactions</u>	97
<u>Prohibition on Hedging</u>	38	<u>Information Concerning Voting and Solicitation</u>	98
<u>Pay Ratio</u>	39	<u>Other Matters</u>	102
<u>Compensation Committee Report</u>	39	<u>Appendix A: Amgen Inc. Board of Directors Guidelines for Director Qualifications and Evaluations</u>	A-1
<u>Item 2—Advisory Vote to Approve Our Executive Compensation</u>	40	<u>Appendix B: Reconciliations of GAAP to Non-GAAP Measures</u>	B-1

Proxy Statement Summary

This summary contains highlights about our Company and the upcoming 2022 Annual Meeting of Stockholders, or Annual Meeting. This summary does not contain all of the information that you should consider in advance of the meeting and we encourage you to read the entire proxy statement before voting.

2022 Annual Meeting of Stockholders

Date and Time: Tuesday, May 17, 2022, at 11:00 A.M., Pacific Time

Location: Our 2022 Annual Meeting of Stockholders will be held solely by remote communication via the internet at www.virtualshareholdermeeting.com/AMGN2022. While you will not be able to attend the Annual Meeting in person, stockholders will, to the extent possible, be afforded the same rights and opportunities to participate at the virtual meeting similarly to how they would participate at an in-person meeting.

Stockholders or their proxyholders may participate, vote, and examine our list of stockholders at our Annual Meeting via the internet at www.virtualshareholdermeeting.com/AMGN2022 and using your control number.

Record Date: March 18, 2022

Mail Date: We intend to mail the Notice Regarding the Availability of Proxy Materials, or the proxy statement and proxy card, as applicable, on or about April 5, 2022, to our stockholders.

Voting Matters and Board Recommendations

Matter	Our Board Vote Recommendation
Management Proposals:	
Item 1: Election of the 12 Nominees to the Board of Directors Named in This Proxy Statement (page 8)	FOR each Director Nominee
Item 2: Advisory Vote to Approve Our Executive Compensation (page 40)	FOR
Item 3: Ratification of Selection of Independent Registered Public Accountants (page 94)	FOR

How to Vote



- **By Internet:** You may submit a proxy over the internet by following the instructions on the website referred to in the Notice, proxy card, or voting instruction form mailed to you. You will need the control number that appears on your Notice, proxy card, or voting instruction form.



- **By Telephone:** You may submit a proxy by telephone by following the instructions on the website referred to in the Notice, proxy card, or voting instruction form mailed to you. You will need the control number that appears on your Notice, proxy card, or voting instruction form.



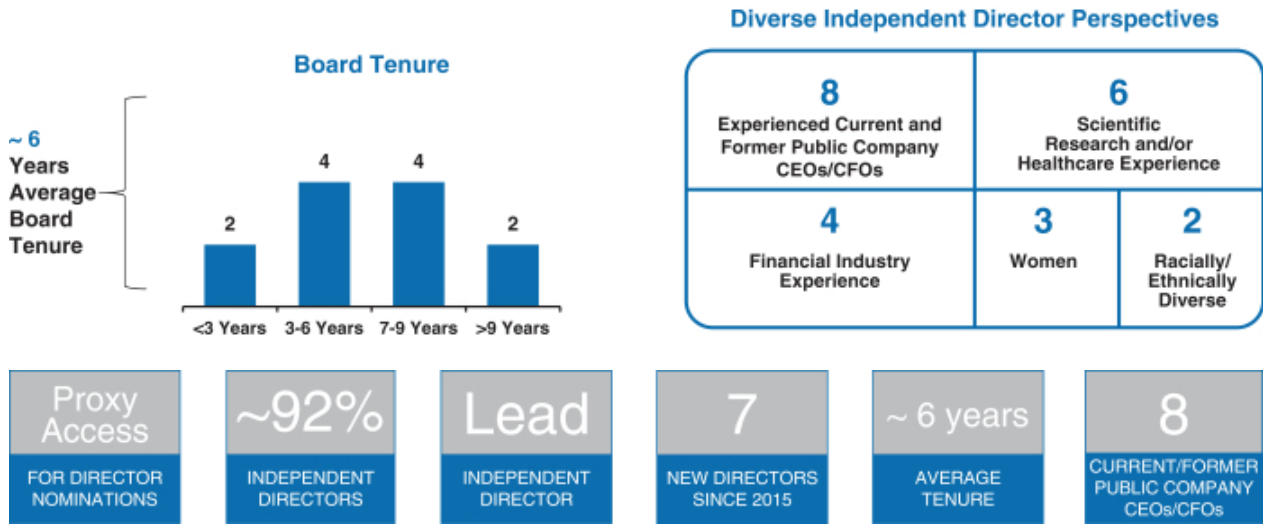
- **By Mail:** If you received a full paper set of materials, date and sign your proxy card or voting instruction form and mail it in the enclosed, postage-paid envelope. If you received a Notice, you may request a proxy card by following the instructions on your Notice. You do not need to mail the proxy card if you are submitting your proxy by internet or telephone.



- **At the Meeting:** To vote at the Annual Meeting, visit www.virtualshareholdermeeting.com/AMGN2022. You will need the control number that appears on your Notice, proxy card, or voting instruction form. **Please note that if your shares are held of record by a broker, bank, trust, or other nominee, and you decide to attend and vote at the Annual Meeting, your vote in person at the Annual Meeting will not be effective unless you provide a legal proxy, issued in your name from the record holder (your broker, bank, trust, or other nominee).** Please read "Information Concerning Voting and Solicitation—Attendance at the Annual Meeting." Even if you intend to attend the Annual Meeting, we encourage you to submit your proxy in advance of the Annual Meeting.

Item 1: Election of 12 Nominees to the Board of Directors (Page 8)

Current Composition of the Board and Corporate Governance Highlights



Nominees to the Board

Nominee	Independent	Age	Director Since	Audit	Governance and Nominating	Executive	Compensation and Management Development	Equity Award	Corporate Responsibility and Compliance
Wanda M. Austin	✓	67	2017	M			M		
Robert A. Bradway		59	2011			C		M	
Brian J. Druker	✓	66	2018				M		M
Robert A. Eckert*	✓	67	2012		M	M	C		
Greg C. Garland	✓	64	2013		C	M	M		
Charles M. Holley, Jr.	✓	65	2017	C	M	M			
S. Omar Ishrak	✓	66	2021				M		M
Tyler Jacks	✓	61	2012				M		M
Ellen J. Kullman	✓	66	2016	M	M				
Amy E. Miles	✓	55	2020	M	M				
Ronald D. Sugar	✓	73	2010		M	M			C
R. Sanders Williams	✓	73	2014		M				M

“*” indicates Lead Independent Director.

“C” indicates Chair of the committee.

“M” indicates member of the committee.

We Have Implemented Governance Best Practices

We continuously monitor developments and best practices in corporate governance and consider stockholder feedback when enhancing our governance structures. Below are highlights of our key governance practices:

<p>Effective Board Leadership and Independent Oversight</p>	<ul style="list-style-type: none"> ✓ Highly Independent Board – 11 of our 12 director nominees (<i>page 28</i>) ✓ Regular Executive Sessions of Independent Directors and Access to Management (<i>pages 17, 19 and 27</i>) ✓ Continuous Refreshment Practices (<i>pages 17 and 24-26</i>) <ul style="list-style-type: none"> – 7 New Directors Since 2015 – 3 Women and 2 Racially/Ethnically Diverse Directors – Average Board Tenure of Approximately 6 Years for Our Directors ✓ Annual Anonymous Board and Committee Evaluation Process (<i>pages 17 and 27</i>) ✓ All Directors Meet Our Board of Directors Guidelines for Director Qualifications and Evaluations (<i>Appendix A</i>) ✓ Robust Lead Independent Director Role (<i>pages 17-20</i>) ✓ Limitation on Number of Other Boards (<i>page 17</i>) ✓ Corporate Responsibility and Compliance Committee (<i>page 30</i>) ✓ Enterprise Risk Management Program and Annual Compensation Risk Analysis – overseen by Board and Compensation and Management Development Committee, respectively (<i>pages 20-21 and 37-38</i>)
<p>Focus on Stockholder Rights</p>	<ul style="list-style-type: none"> ✓ Single Class of Shares – One share equals one vote (<i>page 18</i>) ✓ Proxy Access – Up to 20 eligible stockholders who own 3% of shares for 3 years who meet the requirements set forth in our Bylaws may have their director nominees constituting up to the greater of 20% of the total directors or two nominees included in our proxy materials (<i>pages 18 and 102</i>) ✓ Majority Voting Standard for Director Elections (<i>pages 17 and 100-101</i>) ✓ Stockholders⁽¹⁾ May Act By Written Consent (<i>page 18</i>) ✓ Stockholders⁽¹⁾ Have a Right to Call Special Meetings (15% threshold requirement) (<i>page 18</i>) ✓ No Supermajority Vote Provisions in Certificate of Incorporation or Bylaws (<i>page 18</i>) ✓ No Poison Pill (<i>page 18</i>)
<p>History of Transparency and Accountability</p>	<ul style="list-style-type: none"> ✓ Regular Engagement With Stockholders to Seek Feedback (<i>pages 17, 31 and 51</i>) ✓ Our Approach to Environmental Sustainability, Social Responsibility, and Corporate Governance (ESG), Has Delivered Environmentally Responsible Operations, Improved Patient Access to Medicines, Provided High Quality, Free Science Education Resources, and Benefited the Communities Where We Live and Work (<i>pages 31-35</i>) <ul style="list-style-type: none"> – We expanded our ESG reporting in 2021. Our latest Environmental, Social, and Governance Report maps our reporting to the Sustainability Accounting Standards Board (SASB) standards for our industry and, to enhance transparency around the composition of our workforce, we disclose our annual Consolidated EEO-1 Report.⁽²⁾ ✓ Significant Stock Ownership Requirements for Officers and Directors (<i>pages 37, 44, 68-69 and 87</i>)

THE BOARD OF DIRECTORS RECOMMENDS A VOTE “FOR” EACH OF THE 12 NAMED NOMINEES.

⁽¹⁾ Who meet the requirements set forth in our Restated Certificate of Incorporation or our Amended and Restated Bylaws, as applicable.

⁽²⁾ Beginning with our Consolidated EEO-1 Report filed in 2021.

Item 2: Advisory Vote to Approve Our Executive Compensation (Page 40)

Our executive compensation program is designed to reward and drive long-term performance in support of our strategy.

2021 Business Highlights

Our strategy includes a series of integrated activities designed to strengthen our long-term competitive position in the industry. Despite the onset of the COVID-19 pandemic in 2020, we have remained focused on our strategic priorities and our values while closely managing the effects of the pandemic on our global operations.

We delivered strong performance in 2021. We launched new products, advanced our innovative pipeline, completed several strategic transactions to augment our pipeline and research capabilities, and continued to provide uninterrupted supply of our medicines globally.

2021 Product Launches



LUMAKRAS® for the treatment of advanced non-small cell lung cancer



TEZSPIRE™⁽¹⁾ for the treatment of severe asthma



Expanded indication for **Otezla®** for the treatment of plaque psoriasis across all severities (mild, moderate, and severe)

Key 2021 Strategic Business Transactions That Complement Our Internal Innovation



Acquired **Five Prime Therapeutics, Inc.**, and **bemarituzumab**, a first-in-class antibody in oncology



Acquired **Teneobio, Inc.** and its proprietary bispecific and multispecific antibody technologies and portfolio of early-stage oncology assets.

Entered into a collaboration with **Kyowa Kirin Co. Ltd.** to develop and commercialize **AMG 451**, a Phase 3-ready first-in-class asset in inflammation.

Executed key clinical studies and advanced innovative first-in-class pipeline:

- Advanced **bemarituzumab** into Phase 3 for the treatment of patients with human epidermal growth factor receptor 2 negative FGFR2b-positive gastric and gastroesophageal junction cancer;
- Expanded **KYPROLIS®** U.S. prescribing information to include its use in combination with DARZALEX FASPRO®⁽²⁾ and dexamethasone for patients with multiple myeloma at first or subsequent relapse; and
- Progressed our early innovative pipeline** forming **7** product teams⁽³⁾, initiating **4** first-in-human studies, and advancing **4** programs through our early-to-late stage portal.

We accomplished these objectives while maintaining a strategic and disciplined approach to capital allocation, and advancing our environmental sustainability, social responsibility, and corporate

governance. Our strong cash flows and balance sheet allowed for significant investment in 2021 for long-term growth, while simultaneously providing substantial returns to stockholders.

In 2021, while investing \$4.8 billion in research and development, \$2.5 billion in strategic business acquisitions, and \$880 million in capital projects, we also returned \$9 billion of capital to our stockholders (\$4 billion of dividends and \$5 billion in share repurchases)

(1) Being developed in collaboration with AstraZeneca plc.

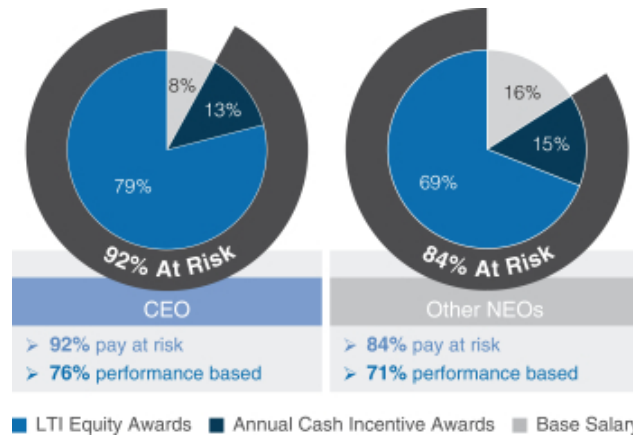
(2) DARZALEX FASPRO is a registered trademark of Janssen Biotech, Inc.

(3) Formed when a molecule has been judged to have the potential to be safe and effective in humans.

NEO Compensation Is Dependent on Our Performance

A significant amount of each Named Executive Officer's, or NEOs, compensation is at-risk and dependent on our performance and execution of our strategic priorities.

2021 Total Target Direct Compensation Mix



2021 Annual and Long-Term Awards Reflect Performance Against Pre-Established Goals and Measures

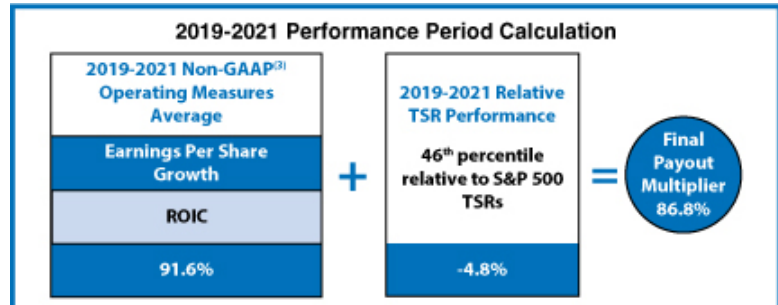
2021 Annual Cash Incentive Plan

Our annual cash incentive plan is designed to focus our staff members on delivering financial and operational objectives to drive annual performance, advance strategic priorities, and position us for long-term success.

Goal	Weighting	% of Target Earned	Weighted Score Achieved ⁽¹⁾
Financial Performance			62.1%
Revenues	30%	87.6%	
Non-GAAP Net Income ⁽²⁾	30%	119.5%	
Progress Innovative Pipeline			53.6%
Advance Early Pipeline	10%	200.0%	
Execute Key Clinical Studies and Regulatory Filings	20%	167.9%	
Deliver Annual Priorities			21.0%
Environmental, Social, and Governance	5%	195.8%	
Digital Transformation	5%	225.0%	
Final Score			136.8%

2019-2021 Long-Term Incentive Performance Award Payout

80% of our annual LTI equity award grants are performance-based, aligning compensation with long-term value creation for our stockholders. Performance units comprise 50% of our annual LTI equity award grants, with the goal design and all measurement targets established at the beginning of the three-year performance period.



(1) Percentages do not total to final score due to rounding.

(2) Non-Generally Accepted Accounting Principles (non-GAAP) net income for purposes of the 2021 Company performance goals of our annual cash incentive plan is reported and reconciled in **Appendix B**.

(3) The non-GAAP operating measures (EPS growth and return on invested capital, or ROIC) with respect to the 2019-2021 performance period are as reported and reconciled in **Appendix B**, except that operating measures for 2021 performance were further adjusted to include the impacts of gains on equity investments as prescribed by the 2019-2021 performance goals document. For this purpose, non-GAAP net income was increased by \$338 million, or \$0.59 per share and the tax rate used to calculate ROIC was adjusted accordingly to approximately 13.1%, resulting in a 0.1% reduction in ROIC.

We Have Implemented Compensation Best Practices

What we do

- ✓ Long-term performance-based equity awards (80% of total target equity, of which 50% are three-year performance unit awards and 30% are stock options)
- ✓ A substantial majority of NEO compensation is performance-based and at-risk
- ✓ Recoupment provisions for misconduct that causes serious financial or reputational damage include forfeiture and cancellation of unvested or unexercised⁽¹⁾ equity awards and annual cash incentive awards being deemed not earned in full or part
- ✓ Clawback policy tied to financial restatement and misconduct that permits recapture of past cash or long-term incentive equity award payouts
- ✓ Robust stock ownership (6x for Chief Executive Officer) and retention guidelines
- ✓ Minimum vesting periods of one year, with most equity grants vesting over four years (with no vesting in the first year and vesting in three approximately equal installments thereafter)
- ✓ We use market median values as the reference point for each element of compensation at all job levels, including our NEOs
- ✓ Independent compensation consultant
- ✓ Amgen Values overlay our performance goals

What we don't do

- ✗ No alterations to our established goals to respond to changing business conditions (for example, we have not made any changes to established goals in response to the occurrence or challenges of the pandemic)
- ✗ No hedging or pledging
- ✗ No re-pricing or backdating
- ✗ No tax gross-ups (except in connection with relocation)
- ✗ No single-trigger for stock options and restricted stock units in the event of a change of control
- ✗ No excessive perks
- ✗ No employment agreements
- ✗ No dividends paid on unvested equity
- ✗ No defined benefit pension or supplemental executive retirement plan (SERP) benefits

THE BOARD OF DIRECTORS RECOMMENDS A VOTE "FOR" THE APPROVAL OF THE ADVISORY RESOLUTION TO APPROVE THE COMPENSATION OF THE COMPANY'S NAMED EXECUTIVE OFFICERS.

⁽¹⁾ Forfeiture and cancellation applies to any unvested or unexercised portion of any stock options granted after December 31, 2020.

Item 3: Ratification of Selection of Independent Registered Public Accountants (Page 94)

- Each year, the Audit Committee evaluates the qualifications and performance of the Company's independent registered public accountants and determines whether to re-engage the current independent registered public accountants.
- Based on this evaluation, the Audit Committee believes that the continued retention of Ernst & Young LLP, or EY, is in the best interests of the Company and its stockholders.
- The Audit Committee of the Board has selected EY as our independent registered public accountants for the fiscal year ending December 31, 2022.

***THE BOARD OF DIRECTORS RECOMMENDS A VOTE "FOR" RATIFICATION OF OUR
INDEPENDENT REGISTERED PUBLIC ACCOUNTANTS.***

Item 1

Election of Directors

Under our governance documents, the Board of Directors, or Board, has the power to set the number of directors from time to time by resolution. The Board has fixed the authorized number of directors at 12 and we currently have 12 directors serving on our Board. Our Board is composed of directors with a wide range of relevant experiences and backgrounds and considers a number of attributes when seeking new candidates for the Board as discussed more fully below and in the section “Corporate Governance—Process for Selecting Directors, Director Qualifications, and Board Diversity.” Based upon the recommendation of our Governance and Nominating Committee, or Governance Committee, the Board has nominated each of the director nominees set forth below to stand for election as a director, in each case for a one-year term expiring at our 2023 annual meeting of stockholders and until his or her successor is elected and qualified, or until his or her earlier retirement, resignation, disqualification, removal, or death.

Each nominee has agreed to serve if elected and the Board has no reason to believe that any nominee will be unable to serve. However, if

any nominee should become unavailable for election prior to the 2022 Annual Meeting of Stockholders, or Annual Meeting, proxies will be voted in favor of the election of a substitute nominee or nominees proposed by the Board or, alternatively, the number of directors may be reduced accordingly by the Board. Vacancies on the Board (including any vacancy created by an increase in the size of the Board) may be filled only by a majority of the directors remaining in office, even if less than a quorum of the Board. A director elected by the Board to fill a vacancy (including a vacancy created by an increase in the size of the Board) will serve until the next annual meeting of stockholders and until such director's successor is elected and qualified, or until such director's earlier retirement, resignation, disqualification, removal, or death.

The independent members of the Board have elected Robert A. Eckert to continue to serve as our lead independent director, subject to his re-election to the Board by our stockholders at the Annual Meeting. As lead independent director, Mr. Eckert will continue to have the specific and significant duties as discussed under “Corporate Governance.”

Nominees to the Board

Nominee	Independent	Age	Director Since	Audit	Governance and Nominating	Executive	Compensation and Management Development	Equity Award	Corporate Responsibility and Compliance
Wanda M. Austin	✓	67	2017	M			M		
Robert A. Bradway		59	2011			C		M	
Brian J. Druker	✓	66	2018				M		M
Robert A. Eckert*	✓	67	2012		M	M	C		
Greg C. Garland	✓	64	2013		C	M	M		
Charles M. Holley, Jr.	✓	65	2017	C	M	M			
S. Omar Ishrak	✓	66	2021				M		M
Tyler Jacks	✓	61	2012				M		M
Ellen J. Kullman	✓	66	2016	M	M				
Amy E. Miles	✓	55	2020	M	M				
Ronald D. Sugar	✓	73	2010		M	M			C
R. Sanders Williams	✓	73	2014		M				M

“*” indicates Lead Independent Director.

“C” indicates Chair of the committee.

“M” indicates member of the committee.

Summary of Director Nominee Core Experiences and Skills

Our Board consists of a diverse group of highly qualified leaders in their respective fields. Most of our directors have senior leadership experience at large companies, have gained significant and wide-ranging management experience (including strategic and financial planning, public company financial reporting, compliance, risk management, and leadership development). Our directors also have public company experience (serving as chief executive officers or chief financial officers, on boards of directors and board committees), an understanding of corporate governance practices and trends, and bring unique perspectives to the Board. A number of our directors have extensive scientific and healthcare expertise relevant to our industry, including pioneering scientific research in the areas of oncology and cardiology and experience leading important academic institutions. The Board and the Governance Committee believe the skills, qualities, attributes, experience and diversity of backgrounds of our directors provide us with a diverse range of perspectives to effectively address our evolving needs and represent the best interests of our stockholders.

Our Board possesses a deep and broad set of skills and experiences that facilitate strong oversight and strategic direction for a leading global innovator in biotechnology. The following chart summarizes the competencies of each director nominee. The details of each nominee's competencies are included in each nominee's biography.

Experience/Skills	Austin	Bradway	Druker	Eckert	Garland	Holley	Ishrak	Jacks	Kullman	Miles	Sugar	Williams
Healthcare Industry, Providers and Payers		✓	✓				✓	✓				✓
Science/Technology	✓	✓	✓		✓		✓	✓	✓		✓	✓
Public Company CEO/COO/CFO		✓		✓	✓	✓	✓		✓	✓	✓	
Regulatory Compliance	✓	✓		✓	✓	✓	✓		✓		✓	
Financial/Accounting		✓		✓	✓	✓			✓	✓	✓	
Government/Public Policy	✓	✓	✓		✓			✓			✓	
International		✓		✓	✓	✓	✓		✓	✓	✓	✓

The lack of a “✓” for a particular item does not mean that the director does not possess that qualification, characteristic, skill, or experience. Each of our Board members have experience and/or skills in the enumerated areas, however, the ✓ is designed to indicate that a director has a particular strength in that area.

THE BOARD OF DIRECTORS RECOMMENDS A VOTE “FOR” EACH OF THE NAMED NOMINEES. PROXIES WILL BE VOTED “FOR” THE ELECTION OF THE NOMINEES UNLESS OTHERWISE SPECIFIED.

Set forth below is biographical information for each nominee and a summary of the specific qualifications, attributes, skills, and experiences which led our Board to conclude that each nominee should serve on the Board at this time. All of our directors meet the qualifications and skills of our Amgen Inc. Board of Directors Guidelines for Director Qualifications and Evaluations included in this proxy statement as **Appendix A**. There are no family relationships among any of our directors or among any of our directors and our executive officers.

Wanda M. Austin



Director since: 2017

Age: 67

Committees:

- Audit
- Compensation and Management Development

Other Public Company Boards:

- Chevron Corporation
- Virgin Galactic Holdings, Inc.

Wanda M. Austin is the retired President and Chief Executive Officer of The Aerospace Corporation, a leading architect of the United States' national security space programs, where she served from 2008 until her retirement in 2016. From 2004 to 2007, Dr. Austin was Senior Vice President, National Systems Group of The Aerospace Corporation. Dr. Austin joined The Aerospace Corporation in 1979 and served in various positions from 1979 until 2004.

Dr. Austin was the Interim President of the University of Southern California, or USC, from 2018 to 2019 and has served as an Adjunct Research Professor at USC's Viterbi School of Engineering since 2007. She is the co-founder of MakingSpace, Inc., where she serves as a motivational speaker on STEM education. Dr. Austin has been a director of Chevron Corporation, a petroleum, exploration, production and refining company, since 2016, serving on its Management Compensation Committee and chairing its Board Nominating and Governance Committee. Dr. Austin has been a director of Virgin Galactic Holdings, Inc., a commercial space flight company, since 2019 and is a member of its Safety Committee, and Chair of its Compensation Committee. Dr. Austin is a life trustee of USC, having served as a voting trustee from 2010 to March 2021, and previously served on the boards of directors of the National Geographic Society and the Space Foundation. Dr. Austin received an undergraduate degree from Franklin & Marshall College, a master's degree from the University of Pittsburgh, and a doctorate from USC. She is a member of the National Academy of Engineering.

Qualifications

The Board concluded that Dr. Austin should serve on the Board based on her leadership and management experience as a chief executive officer, her extensive background in science, technology, and government affairs in a highly regulated industry, and her public board experience.

Robert A. Bradway



Director since: 2011

Age: 59

Committees:

- Equity Award
- Executive (Chair)

Other Public Company Boards:


- The Boeing Company

Robert A. Bradway has served as our director since 2011 and Chairman of the Board since 2013. Mr. Bradway has been our President since 2010 and Chief Executive Officer since 2012. From 2010 to 2012, Mr. Bradway served as our Chief Operating Officer. Mr. Bradway joined Amgen in 2006 as Vice President, Operations Strategy and served as Executive Vice President and Chief Financial Officer from 2007 to 2010. Prior to joining Amgen, he was a Managing Director at Morgan Stanley in London where, beginning in 2001, he had responsibility for the firm's banking department and corporate finance activities in Europe.

Mr. Bradway has been a director of The Boeing Company, an aerospace company and manufacturer of commercial airplanes, defense, space and securities systems, since 2016, serving as the Chair of the Finance Committee and a member of the Governance and Public Policy Committee. From 2011 to 2017, Mr. Bradway was a director of Norfolk Southern Corporation, a transportation company. He has served on the board of trustees of the University of Southern California since 2014. Mr. Bradway holds a bachelor's degree in biology from Amherst College and a master's degree in business administration from Harvard Business School.

Qualifications

The Board concluded that Mr. Bradway should serve on the Board based on his thorough knowledge of all aspects of our business, combined with his leadership and management skills having previously served as our President and Chief Operating Officer and as our Chief Financial Officer.

Brian J. Druker**Director since:** 2018**Age:** 66**Committees:**

- Compensation and Management Development
- Corporate Responsibility and Compliance

Other Public Company Boards:

- Vincerx Pharma, Inc.

Brian J. Druker joined Oregon Health & Science University, or OHSU, in 1993 and is currently a physician-scientist and professor of medicine. Dr. Druker has served as the director of the OHSU Knight Cancer Institute since 2007, associate dean for oncology of the OHSU School of Medicine since 2010, and the JELD-WEN chair of leukemia research at OHSU since 2001. He was an investigator with the Howard Hughes Medical Institute, a nonprofit medical research organization, from 2002 to 2019.

Dr. Druker has been a director of Vincerx Pharma, Inc., a biopharmaceutical company, since December 2020, and serves on its Nominating and Corporate Governance Committee. Dr. Druker has served on the scientific advisory board of Aptose Biosciences Inc., a biotechnology company, since 2013. Dr. Druker has been a consultant to Grail, Inc., a biotechnology company, since 2021, and served on its scientific advisory board, from 2016 to 2019. In 2011, he founded Blueprint Medicines Corporation, a biopharmaceutical company, and remains as a scientific advisor to this company. In 2006, he founded MolecularMD, a privately-held molecular diagnostics company that was acquired by ICON plc in 2019.

Dr. Druker has received numerous awards, including the Lasker-DeBakey Clinical Research Award in 2009, the Japan Prize in Healthcare and Medical Technology in 2012, the Albany Medical Center Prize in 2013, and the Sjöberg Prize in 2019, for influential work in the development of STI571 (Gleevec®) for the treatment of chronic myeloid leukemia. He was elected to the National Academy of Sciences in 2012 as well as the National Academy of Medicine in 2007. Dr. Druker received both an undergraduate degree and his medical doctorate from the University of California, San Diego.

Qualifications

The Board concluded that Dr. Druker should serve on the Board based on his extensive scientific research and expertise leading an important academic institution, conducting highly significant research in the area of oncology, and directly managing the care of cancer patients.

Robert A. Eckert**Lead Independent Director****Director since:** 2012**Age:** 67**Committees:**

- Compensation and Management Development (Chair)
- Executive
- Governance and Nominating

Other Public Company Boards:

- Levi Strauss & Co.
- McDonald's Corporation
- Uber Technologies, Inc.

Robert A. Eckert is our lead independent director. Mr. Eckert has been an Operating Partner at FFL Partners, LLC (formerly known as Friedman Fleischer & Lowe, LLP), a private equity firm, since 2014. Mr. Eckert was the Chief Executive Officer of Mattel, Inc., a toy design, manufacture and marketing company, having held this position from 2000 through 2011, and its Chairman of the Board from 2000 through 2012. He was President and Chief Executive Officer of Kraft Foods Inc., a consumer packaged food and beverage company, from 1997 to 2000, Group Vice President from 1995 to 1997, President of the Oscar Mayer Foods Division from 1993 to 1995 and held various other senior executive and other positions from 1977 to 1992.

Mr. Eckert has been a director of McDonald's Corporation, a company that franchises and operates McDonald's restaurants in the global restaurant industry, since 2003, serving as the Chair of the Public Policy and Strategy Committee and a member of the Executive and Governance Committees. Mr. Eckert also has served as a director of Levi Strauss & Co., a jeans and casual wear manufacturer, since 2010, serving as Chair of the Nominating, Governance and Corporate Citizenship Committee and a member of the Compensation Committee and, since March 2021, as non-executive Chair of the board. In 2020, Mr. Eckert was appointed a director of Uber Technologies, Inc., a personal mobility, meal delivery and logistics technology platform, serving as Chair of the Compensation Committee and a member of the Nominating and Governance Committee. Mr. Eckert was a director of Smart & Final Stores, Inc., a warehouse store, from 2013 until 2014 prior to it becoming a publicly-traded company. He was appointed director of Eyemart Express Holdings LLC, a privately-held eyewear retailer and portfolio company of FFL Partners, LLC, in 2015. Mr. Eckert is on the Global Advisory Board of the Kellogg School of Management at Northwestern University and serves on the Eller College National Board of Advisors at the University of Arizona. Mr. Eckert received an undergraduate degree from the University of Arizona and a master's degree in business administration from the Kellogg School of Management at Northwestern University.

Qualifications

The Board concluded that Mr. Eckert should serve on our Board because of Mr. Eckert's long-tenured experience as a chief executive officer and director of large public companies, his broad international experience in marketing and business development, and his valuable leadership experience.

Greg C. Garland**Director since:** 2013**Age:** 64**Committees:**

- Compensation and Management Development
- Executive
- Governance and Nominating (Chair)

Other Public Company Boards:

- Phillips 66(1)

Greg C. Garland is the Chairman and Chief Executive Officer of Phillips 66, a diversified energy manufacturing and logistics company created through the repositioning of ConocoPhillips, having held this position since 2012. Mr. Garland chairs the Executive Committee of Phillips 66.(1) Prior to Phillips 66, Mr. Garland served as Senior Vice President, Exploration and Production, Americas of ConocoPhillips from 2010 to 2012. He was President and Chief Executive Officer of Chevron Phillips Chemical Company (now a joint venture between Phillips 66 and Chevron) from 2008 to 2010 and Senior Vice President, Planning and Specialty Chemicals from 2000 to 2008. Mr. Garland served in various positions at Phillips Petroleum Company from 1980 to 2000. Mr. Garland is a member of the Engineering Advisory Council for Texas A&M University. Mr. Garland received an undergraduate degree from Texas A&M University.

Qualifications

The Board concluded that Mr. Garland should serve on our Board because of Mr. Garland's experience as a chief executive officer and his over 30 years of international experience in a highly regulated industry.

(1) Mr. Garland served as Chairman and Chief Executive Officer of Phillips 66 Partners LP, a master limited partnership and subsidiary of Phillips 66 without any employees, until its full acquisition in March 2022 by Phillips 66.

Charles M. Holley, Jr.**Director since:** 2017**Age:** 65**Committees:**

- Audit (Chair)
- Executive
- Governance and Nominating

Other Public Company Boards:

- Carrier Global Corporation
- Phillips 66

Audit Committee financial expert

Charles M. Holley, Jr. is the former Executive Vice President and Chief Financial Officer for Wal-Mart Stores, Inc., or Walmart, where he served from 2010 to 2015 and as Executive Vice President in January 2016. Prior to this, Mr. Holley served as Executive Vice President, Finance and Treasurer of Walmart from 2007 to 2010. From 2005 to 2006, he served as Senior Vice President. Prior to that, Mr. Holley was Senior Vice President and Controller from 2003 to 2005. Mr. Holley served various roles in Wal-Mart International from 1994 through 2002. Prior to this, Mr. Holley served in various roles at Tandy Corporation. He spent more than ten years with Ernst & Young LLP. Mr. Holley was an Independent Senior Advisor, U.S. CFO Program, at Deloitte LLP, a privately-held provider of audit, consulting, tax, and advisory services, from 2016 to 2019.

Mr. Holley has been a director of Phillips 66 since 2019 and serves on the Audit and Finance, and Public Policy and Sustainability Committees. Mr. Holley has also been a director of Carrier Global Corporation, a provider of heating, ventilating, air conditioning (HVAC), refrigeration, fire, and security solutions, since 2020 and chairs the Audit Committee and serves as a member of the Compensation Committee. Mr. Holley serves on the Advisory Council for the McCombs School of Business at the University of Texas at Austin and the University of Texas Presidents' Development Board.

Qualifications

The Board concluded that Mr. Holley should serve on the Board based on his experience as a chief financial officer of a global public company, his financial acumen, and his management and leadership skills. Given his financial and leadership experience, Mr. Holley has been determined to be an Audit Committee financial expert by our Board.

S. Omar Ishrak**Director since:** 2021**Age:** 66**Committees:**

- Compensation and Management Development
- Corporate Responsibility and Compliance

Other Public Company Boards:

- Intel Corporation
- Compute Health Acquisition Corporation

S. Omar Ishrak has served as a director of the Company since July 2021. Dr. Ishrak was first identified to the Governance and Nominating Committee as a potential director candidate by the Chairman and certain non-employee members of the Board, including our lead independent director. He is the former Executive Chairman and Chairman of the Board of Directors of Medtronic plc, or Medtronic, a global medical technology company. Dr. Ishrak served as the Chief Executive Officer of Medtronic from 2011 to April 2020 and was Executive Chairman until December 2020. Prior to joining Medtronic, he served as President and Chief Executive Officer of GE Healthcare Systems, a provider of medical imaging and diagnostic technology and a division of GE Healthcare, from 2009 to 2011. Dr. Ishrak was President and Chief Executive Officer of GE Healthcare Clinical Systems from 2005 to 2008 and President and Chief Executive Officer of GE Healthcare Ultrasound and BMD from 1995 to 2004.

Dr. Ishrak has been a director of Intel Corporation, a multinational corporation and technology company, since 2017 and Chairman of its Board since 2020, serving as a member of the Compensation Committee and Corporate Governance and Nominating Committee. He has served as Chairman of the Board of Directors of Compute Health Acquisition Corporation, a special purpose acquisition company, since 2021. Dr. Ishrak is a member of the Board of Trustees of the Asia Society, an educational organization dedicated to promoting mutual understanding and strong partnerships between Asia and the U.S. Since 2021, Dr. Ishrak has been a senior advisor to Blackstone Life Sciences, a segment of Blackstone Inc. that invests in the biopharmaceutical and medical technology industries.

Dr. Ishrak was inducted into the American Institute for Medical and Biological Engineering College of Fellows in 2016, elected as a Fellow of King's College London in 2017, inducted into the Bakken Society in 2020, and elected to the National Academy of Engineering in 2020. Dr. Ishrak received his undergraduate degree and doctorate from the University of London, King's College.

Qualifications

The Board concluded that Dr. Ishrak should serve on our Board based on Dr. Ishrak's board and senior executive-level expertise, including his experience as chief executive officer of a global, highly regulated public company in the healthcare industry, his extensive background in medical technologies, manufacturing, international expertise and interest in Asia, and his management and leadership skills.

Tyler Jacks



Director since: 2012

Age: 61

Committees:

- Compensation and Management Development
- Corporate Responsibility and Compliance

Other Public Company Boards:

- Thermo Fisher Scientific, Inc.


Tyler Jacks joined the faculty of Massachusetts Institute of Technology, or MIT, in 1992 and is currently the David H. Koch Professor of Biology, a position he has held since 2007, and founding director of the David H. Koch Institute for Integrative Cancer Research, which brings together biologists and engineers to improve detection, diagnosis and treatment of cancer, having served as director from 2007 to 2021. Since 2021, Dr. Jacks has served as President and director of Break Through Cancer, a foundation bringing together multidisciplinary cancer research teams selected from across five participating institutions.⁽¹⁾ Dr. Jacks was an investigator with the Howard Hughes Medical Institute, a nonprofit medical research organization, from 1994 until 2021.

Dr. Jacks has been a director of Thermo Fisher Scientific, Inc., a life sciences supply company, since 2009, serving as the Chair of its Science and Technology Committee and as a member of its Strategy and Finance Committee and its scientific advisory board. In 2006, he co-founded T2 Biosystems, Inc., a biotechnology company, and served on its scientific advisory board until 2013. Dr. Jacks has served on the scientific advisory board of SQZ Biotechnologies Company, a biotechnology company, since 2015. Dr. Jacks served on the scientific advisory board of Aveo Pharmaceuticals Inc., a biopharmaceutical company, from 2001 until 2013. In 2015, Dr. Jacks founded Dragonfly Therapeutics, Inc., a privately-held biopharmaceutical company, and serves as Chair of its scientific advisory board. In 2011, he was appointed to the National Cancer Advisory Board, which advises and assists the Director of the National Cancer Institute with respect to the National Cancer Program, and served as Chair until 2016. In 2016, Dr. Jacks was named to a blue ribbon panel of scientists and advisors established as a working group of the National Cancer Advisory Board and served as co-Chair advising the Cancer MoonshotSM Task Force. Dr. Jacks was a director of MIT's Center for Cancer Research from 2001 to 2007 and received numerous awards including the Paul Marks Prize for Cancer Research and the American Association for Cancer Research Award for Outstanding Achievement. He was elected to the National Academy of Sciences as well as the National Academy of Medicine in 2009 and received the MIT Killian Faculty Achievement Award in 2015. Dr. Jacks received an undergraduate degree from Harvard University and his doctorate from the University of California, San Francisco.

Qualifications

The Board concluded that Dr. Jacks should serve on the Board based on his extensive scientific expertise relevant to our industry, including his broad experience as a cancer researcher, pioneering uses of technology to study cancer-associated genes, and service on several scientific advisory boards and service to the National Cancer Advisory Board.

⁽¹⁾ Dana-Farber Cancer Institute, the Sidney Kimmel Comprehensive Cancer Center at Johns Hopkins, The University of Texas MD Anderson Cancer Center, Memorial Sloan Kettering Cancer Center, and the Koch Institute for Integrative Cancer Research at MIT.

Ellen J. Kullman**Director since:** 2016**Age:** 66**Committees:**

- Audit
- Governance and Nominating

Other Public Company Boards:

- Dell Technologies Inc.
- Goldman Sachs Group, Inc.

Audit Committee financial expert

Ellen J. Kullman is President and Chief Executive Officer of Carbon, Inc., or Carbon, a privately-held 3D printing company, having held this position since 2019, and has served as a director of Carbon since 2016. She is the former President, Chair and Chief Executive Officer of E.I. du Pont de Nemours and Company, or DuPont, a science and technology-based company, where she served from 2009 to 2015. Prior to this, Ms. Kullman served as President of DuPont from 2008 to 2009. From 2006 through 2008, she served as Executive Vice President of DuPont. Prior to that, Ms. Kullman was Group Vice President, DuPont Safety and Protection. Ms. Kullman has been a director of Goldman Sachs Group, Inc., an investment banking firm, since 2016, serving on its Compensation and Corporate Governance and Nominating Committees and chairing its Public Responsibilities Committee. Ms. Kullman has been a director of Dell Technologies Inc., a technology company, since 2016, serving on its Audit Committee. Ms. Kullman served as a director of United Technologies Corporation, a technology products and services company, from 2011 (and as lead director from 2018), serving on its Compensation, Finance and Executive Committees, until its merger with Raytheon Company in 2020. Ms. Kullman served as a director of General Motors, from 2004 to 2008, serving on its Audit Committee.

Ms. Kullman has served on the Board of Trustees of Northwestern University since 2016 and is a Trustee Emerita of Tufts University School of Engineering, having served on its Board of Advisors since 2006. She served as Chair of the US-China Business Council from 2013 to 2015. Since 2016, Ms. Kullman has been a member of the Temasek Americas Advisory Panel of Temasek Holdings (Private) Limited, a privately-held investment company based in Singapore. Ms. Kullman received a bachelor of science in mechanical engineering degree from Tufts University and a master's degree from the Kellogg School of Management at Northwestern University.

Qualifications

The Board concluded that Ms. Kullman should serve on the Board based on her lengthy global experience as chief executive officer and board chair at both public and private companies, her management and leadership skills, and her experience with scientific operations, all of which provide valuable insight into the operations of our Company. Given her leadership and financial experience, Ms. Kullman has been determined to be an Audit Committee financial expert by our Board.

Amy E. Miles**Director since:** 2020**Age:** 55**Committees:**

- Audit
- Governance and Nominating

Other Public Company Boards:

- Gap Inc.
- Norfolk Southern Corporation

Audit Committee financial expert

Amy E. Miles was the Chief Executive Officer and a director of Regal Entertainment Group, Inc., or Regal Entertainment, a leading theatre exhibition company, having held these positions from 2009 through 2018, and its Chair of the Board from 2015 to 2018. From 2002 to 2009, Ms. Miles served as Executive Vice President, Chief Financial Officer and Treasurer of Regal Entertainment. Ms. Miles also served as Chief Executive Officer of Regal Cinemas, Inc., or Regal Cinemas, from 2009 to 2018, and its Executive Vice President, Chief Financial Officer and Treasurer from 2000 to 2009. Ms. Miles joined Regal Cinemas in 1999 as Senior Vice President of Finance. Previously, Ms. Miles was with Deloitte & Touche, LLP and PricewaterhouseCoopers LLP.

Ms. Miles has been a director of Norfolk Southern Corporation, a transportation company, since 2014, and serves on the Executive Committee, the Governance and Nominating Committee, and chairs the Audit Committee, and, beginning in May 2022, will serve as non-executive Chair of the board and cease serving as Chair of the Audit Committee, but will remain a member of the Audit Committee. Ms. Miles has been a director of The Gap, Inc., an apparel retail company, since 2020, and chairs the Audit and Finance Committee. Ms. Miles was a director of National CineMedia, Inc., a cinema advertising company, from 2011 to 2015. She was a director of Townsquare Media, Inc., a radio, digital media, entertainment, and digital marketing solutions company, from 2014 until 2016.

Ms. Miles has been a director of ASM Global, a privately-held entertainment and venue management company, since 2019. Ms. Miles serves on the boards of trustees of the University of Tennessee and the Boys and Girls Club of Eastern Tennessee.

Qualifications

The Board concluded that Ms. Miles should serve on our Board based on Ms. Miles' board and senior executive-level expertise, including her experience as chief executive officer and chief financial officer of a large public company and her extensive finance, accounting, and management expertise in marketing and strategic planning, and public board experience. Given her leadership and financial experience, Ms. Miles has been determined to be an Audit Committee financial expert by our Board.

Ronald D. Sugar**Director since:** 2010**Age:** 73**Committees:**

- Corporate Responsibility and Compliance (Chair)
- Executive
- Governance and Nominating

Other Public Company Boards:

- Apple Inc.
- Chevron Corporation
- Uber Technologies, Inc.

Ronald D. Sugar is the retired Chairman of the Board and Chief Executive Officer of Northrop Grumman Corporation, a global aerospace and defense company, having held these posts from 2003 through 2009.

Dr. Sugar has been a director of Chevron Corporation, a petroleum, exploration, production and refining company, since 2005, serving as the lead director and on the Management Compensation Committee and the Board Nominating and Governance Committee. Dr. Sugar has been a director of Apple Inc., a manufacturer and seller of, among other things, personal computers, mobile communication and media devices, since 2010, chairing the Audit and Finance Committee. Dr. Sugar has been a director of Uber Technologies, Inc., a personal mobility, meal delivery and logistics technology platform, since 2018, serving as the Chair of the board of directors and chairing the Nominating and Governance Committee and serving on the Compensation Committee. Dr. Sugar served as a director of Air Lease Corporation, an aircraft leasing company, from 2010 to 2020, and chaired its Compensation Committee and served on the Nominating and Corporate Governance Committee. Since 2010, he has been a senior advisor to Ares Management LLC, a privately-held asset manager and registered investment advisor. In 2014, Dr. Sugar joined the Temasek Americas Advisory Panel of Temasek Holdings (Private) Limited, a privately-held investment company based in Singapore. Dr. Sugar is a member of the National Academy of Engineering, trustee of the University of Southern California, member of the UCLA Anderson School of Management Board of Advisors, and director of the Los Angeles Philharmonic Association.

Qualifications

The Board concluded that Dr. Sugar should serve on our Board because of Dr. Sugar's board and senior executive-level expertise, including his experience as chief executive officer and board chair of a large, highly regulated, public company and his insight in the areas of operations, government affairs, science, technology and finance.

R. Sanders Williams**Director since:** 2014**Age:** 73**Committees:**

- Corporate Responsibility and Compliance
- Governance and Nominating

Other Public Company Boards:

- Laboratory Corporation of America Holdings
- Tenaya Therapeutics, Inc.

R. Sanders Williams is the President Emeritus of Gladstone Institutes, a non-profit biomedical research enterprise, having served in this position since 2018, and was the Chief Executive Officer of the Gladstone Foundation, a not-for-profit organization supporting the Gladstone Institutes during 2018. Dr. Williams has served as Professor of Medicine at Duke University since 2018 and, from February 2021 to January 2022, acted as Interim Vice President for Research and Innovation. He has been a Professor of Medicine at the University of California, San Francisco since 2010. Dr. Williams was both President of Gladstone Institutes and its Robert W. and Linda L. Mahley Distinguished Professor of Medicine, from 2010 to 2017. Prior to this, Dr. Williams served as Senior Vice Chancellor of the Duke University School of Medicine from 2008 to 2010 and Dean of the Duke University School of Medicine from 2001 to 2008. He was the founding Dean of the Duke-NUS Graduate Medical School, Singapore, from 2003 to 2008 and served on its Governing Board from 2003 to 2010. From 1990 to 2001, Dr. Williams was Chief of Cardiology and Director of the Ryburn Center for Molecular Cardiology at the University of Texas, Southwestern Medical Center.

Dr. Williams has been a director of the Laboratory Corporation of America Holdings, a diagnostic technologies company, since 2007, serving on the Audit Committee and chairing the Quality and Compliance Committee. Since 2016, Dr. Williams also has served as a director of Tenaya Therapeutics, Inc., a biotechnology company, chairing the Compensation Committee. Tenaya Therapeutics, Inc. was a privately-held company until July 2021 when it became publicly traded. Dr. Williams was a director of Bristol-Myers Squibb Company, a pharmaceutical company, from 2006 until 2013. Dr. Williams has served on the board of directors of the Gladstone Foundation, a non-profit institution that is distinct from Gladstone Institutes, since 2012. Dr. Williams was elected to the National Academy of Medicine in 2002. Dr. Williams received his undergraduate degree from Princeton University and his medical doctorate from Duke University.

Qualifications

The Board concluded that Dr. Williams should serve on the Board because of his broad medical and scientific background, including his leadership roles in domestic and academic science settings, his deep experience in cardiology, oversight of governance of multi-hospital healthcare provider systems, leadership and development of international medical programs in Asia, and prior industry board experience.

THE BOARD OF DIRECTORS RECOMMENDS A VOTE "FOR" EACH OF THE ABOVE 12 NAMED NOMINEES.

Corporate Governance

Board of Directors Corporate Governance Highlights

Our Board of Directors, or Board, is governed by our Amgen Board of Directors Corporate Governance Principles which are amended from time to time to incorporate certain current best practices in corporate governance. Our Corporate Governance Principles may be found on our website at www.amgen.com⁽¹⁾ and are available in print upon written request to the Company's Secretary at our principal executive offices at One Amgen Center Drive, Thousand Oaks, California 91320-1799. The Board's corporate governance practices and stockholder rights include the following:

Board Governance Practices

- **Lead Independent Director.** The independent members of the Board elect a lead independent director on an annual basis. The lead independent director has robust responsibilities and authorities as discussed below. Robert A. Eckert currently serves as our lead independent director.
- **Regular Executive Sessions of Independent Directors.** Our independent directors meet privately on a regular basis. Our lead independent director presides at such meetings.
- **Board Access to Management.** We afford our directors ready access to our management. Key members of management attend Board and committee meetings to present information concerning various aspects of the Company, its operations, and results, and have regular meetings in executive sessions with the Board and committees.
- **Board Authority to Retain Outside Advisors.** Our Board and its committees have the authority to retain independent advisors and counsel. The Audit Committee has the sole authority to appoint, compensate, retain, and oversee the independent registered public accountants. The Compensation and Management Development Committee, or Compensation Committee, has the sole authority to appoint, compensate, retain, and oversee compensation advisors for senior management compensation review. The Governance and Nominating Committee, or Governance Committee, has the sole authority to appoint, retain, and replace search firms to identify director candidates and compensation advisors for our directors' compensation review.
- **Independent Board Members on Key Standing Committees.** The Board has four key standing committees: the Governance Committee; Audit Committee; Corporate Responsibility and Compliance Committee, or Compliance Committee; and Compensation Committee. Each member on key standing committees has been determined by the Board to be independent

under The NASDAQ Stock Market listing standards and the requirements of the Securities and Exchange Commission, or SEC.

- **Regular Board and Committee Evaluations.** The Board and the Audit, Compensation, Compliance, and Governance Committees each conduct an annual evaluation process. We provide more information regarding the Board and committee evaluations on page 27.
- **Management Succession Oversight.** Our Board oversees Chief Executive Officer, or CEO, and senior management succession planning. Directors engage with potential CEO, executive, and senior management successors at Board and committee meetings. All independent members of the Board are invited to attend the Compensation Committee session on succession. Our Board also establishes steps to address succession to respond to unexpected vacancies in the event of an emergency.
- **Solicitation of Stockholder Perspectives.** The Board believes that engagement with stockholders is a source of valuable information and perspectives on the Company. The Board has requested that management solicit input from investors on behalf of the Board and the lead independent director has also met directly with stockholders when appropriate. We provide more information regarding our stockholder engagement program on pages 31 and 51.
- **Majority Approval Required for Director Elections.** If an incumbent director up for re-election at a meeting of stockholders fails to receive a majority of the votes cast in favor for his or her election in an uncontested election, the Board will adhere to the director resignation policy as provided in our Amended and Restated Bylaws of Amgen Inc., or Bylaws.
- **Director Limitation on Number of Boards.** A director who is currently serving as our CEO should not serve on more than two outside public company boards. No director should serve on more than five outside public company boards. As part of its nominating process, the Governance Committee conducts an annual review of director commitment levels and shares its findings with the Board.
- **Continuous Board Refreshment.** We have added seven new members to our Board since 2015 and our average Board tenure is approximately 6 years.
- **Director Retirement Age.** The Board has established a retirement age of 75. A director is expected to retire from the Board on the day of the annual meeting of stockholders following his or her 75th birthday.

⁽¹⁾ Reference to our website is not intended to function as a hyperlink and the information contained on our website is not intended to be part of this proxy statement.

- **Director Changes in Circumstances Actively Evaluated.** If a director has a significant change in principal business or professional affiliation or responsibility, including a change in principal occupation, he or she shall offer his or her resignation to the Chair of the Governance Committee. The Governance Committee then determines whether to accept the resignation based on what it believes to be in the best interests of the Company and our stockholders. Directors notify the Chair of the Governance Committee prior to accepting an invitation to serve on a public or private company board to permit the Governance Committee to evaluate the relationship for a potential conflict of interest and to confirm that the director continues to have time available to perform his or her duties.
- **Director Outside Relationships Require Pre-Approval.** Without the prior approval of disinterested members of the Board, directors should not enter into any transaction or relationship with the Company in which they will have a financial or a personal interest or any transaction that otherwise involves a conflict of interest.
- **Active Management of Director Conflicts of Interest.** If an actual or potential conflict of interest arises for a director or a situation arises giving the appearance of an actual or potential conflict, the director must promptly inform the Chairman of the Board or the Chair of the Governance Committee. All directors are expected to recuse themselves from any discussion or decision found to affect their personal, business, or professional interests.
- **Proxy Access.** Our Bylaws permit proxy access for director nominations. Eligible stockholders with an ownership threshold of 3% who have held their shares for at least 3 years and who otherwise meet the requirements set forth in our Bylaws may have their nominees up to the number of directors constituting the greater of 20% of the total number of directors or two nominees of our Board included in our proxy materials. Up to 20 eligible stockholders may group together to reach the 3% ownership threshold. In the course of designing our proxy access provisions, we carefully considered each element in the interest of our stockholders as a whole, including that the number of stockholders who may group together (20) would afford those stockholders likely to utilize proxy access with the opportunity to do so.
- **Action by Written Consent.** Our Amgen Inc. Restated Certificate of Incorporation permits stockholders to act by written consent in lieu of a meeting upon the request of the holders of at least 15% of our outstanding common shares who otherwise meet the requirements of our Certificate of Incorporation.
- **Special Meetings.** Our Bylaws permit stockholders to request that the Company call a special meeting upon the written request of the holders of at least 15% of our outstanding common shares who otherwise meet the requirements set forth in our Bylaws.
- **No Supermajority Vote Provisions.** We have a simple majority voting standard to amend our Certificate of Incorporation and Bylaws.
- **No Poison Pill.** We do not have a shareholder rights plan, or poison pill.

Stockholder Rights

- **Single Class of Shares.** We have a single class of shares with equal voting rights. One share equals one vote.

Leadership Structure

Our current leadership structure and governing documents permit the roles of Chairman and CEO to be filled by the same or different individuals.

Annual Evaluation of Leadership Structure and Annual Election of Lead Independent Director. The Board evaluates, considers, and discusses the leadership structure annually. As part of this annual evaluation process, the Board reviews its leadership structure, including whether combining or separating the roles of Chairman and CEO is in the best interests of the Company and our stockholders. The Board also considers:

- The effectiveness of the policies, practices, and people in place at the Company to help ensure strong, independent Board oversight;
- The Company's performance and the effect the leadership structure could have on its performance;
- The Board's performance and the effect the leadership structure could have on the Board's performance;
- The Chairman's performance in the role;
- The lead independent director's performance in the role;

- The views of the Company's stockholders; and
- The practices at other companies and trends in governance.

In the circumstance that the Board determines that it remains in the best interests of the Company and its stockholders that the CEO serve as Chairman, the independent members of the Board then elects a lead independent director from the independent members of the Board. The last review was completed in March 2022, and as a result of such review, the Board has determined that it continues to be in the best interests of the Company and our stockholders to have Robert A. Bradway, our CEO and President, serve as Chairman, coupled with an active lead independent director. As such, Mr. Bradway holds the position of Chairman, CEO, and President, and Mr. Eckert serves as the lead independent director.

Overview of Lead Independent Director Responsibilities. The responsibilities of the lead independent director are well-defined. The lead independent director engages in regular communication with the independent directors, including in independent directors sessions. The lead independent director keeps Mr. Bradway apprised of any concerns, issues, or determinations made during the independent sessions, and consults with Mr. Bradway on other matters pertinent to the Company and the Board.

Lead Independent Director Responsibilities

The lead independent director's responsibilities outlined in our Corporate Governance Principles include:

- Approving meeting agendas for the Board;
- Assuring that there is sufficient time for discussion of all meeting agenda items;
- Previewing the information to be provided to the Board;
- Having the authority to call meetings of the independent directors;
- Organizing and leading the Board's evaluation of the CEO;
- Serving as a liaison between the Chairman and the independent directors;
- Leading the Board's annual self-evaluation;
- Ensuring that he/she is available for consultation and direct communication, if requested by major stockholders; and
- Presiding at meetings of the Board at which the Chairman is not present, including executive sessions of the independent directors.

In addition to the responsibilities outlined above, our lead independent director also:

- Meets with the Chairman prior to each regular meeting of the Board and its committees to discuss, provide input on, and approve the agendas;
- With the Chairman, determines who attends Board meetings, such as members of management or outside advisors, and presenters;
- Has one-on-one discussions with each independent director, including as part of the Board's annual evaluation process;
- Attends all committee meetings, including those committees for which he is not a member (at his discretion) and has access to all committee materials;
- Has the authority to engage independent consultants;
- Is regularly apprised of inquiries from stockholders;
- Interviews Board candidates; and
- Has an increased role in crisis and risk management, as appropriate.

Independent Directors Sessions. A meeting of the independent directors is scheduled at every regular Board meeting and the independent directors meet in an executive session without Mr. Bradway to review matters, including Company performance, management effectiveness, proposed programs and transactions, and the Board meeting agenda items. These independent sessions are organized and chaired by our lead independent director and our lead independent director provides direct feedback to Mr. Bradway after these executive sessions.

Independent Committee Leadership. The Audit, Compensation, Compliance, and Governance Committees are each composed solely of,

and led by, independent directors and provide independent oversight of management and its Board-delegated duties. In addition:

- Each committee Chair meets with management in advance of meetings to review and refine agendas, add topics of interest, and review and comment on materials to be delivered to the committee;
- Every director has access to all committee materials;
- Each committee Chair provides a report summarizing committee meetings to the full Board at each regular meeting of the Board;
- Each committee meeting includes adequate time for executive session and the committees meet in executive session on a regular basis with no members of management present (unless otherwise requested by the committee); and
- Each committee effectively manages its Board-delegated duties and communicates regularly with the Chairman, lead independent director, the Board, and members of management.

Furthermore, the Compensation Committee has an effective process for succession planning and for monitoring and evaluating Mr. Bradway's compensation and performance.

Lead Independent Director. Following the annual re-evaluation of our corporate governance structure, Mr. Eckert has been elected as the lead independent director each year since our May 2016 annual meeting of stockholders and was re-elected by our Board on March 2, 2022 to continue to serve as lead independent director subject to his re-election to the Board by our stockholders at the 2022 Annual Meeting.

Corporate Governance Structure. The Board believes our corporate governance structure, with its strong emphasis on Board independence, an active lead independent director, and strong Board and committee involvement, provides sound and robust oversight of management.

Benefits of Combined Leadership Structure. Following the annual evaluation of the governance structure, the Board continues to believe that the Company and our stockholders are best served by having Mr. Bradway in the role of Chairman (subject to his re-election to the Board) and CEO for the following reasons:

- Mr. Bradway is most familiar with our business and the unique challenges we face. Mr. Bradway's day-to-day insight into our challenges facilitates timely deliberation by the Board of important matters.
- Mr. Bradway has and will continue to identify agenda items and lead effective discussions on the important matters affecting us. Mr. Bradway's knowledge and extensive experience regarding our operations and the highly-regulated industries and markets in which we compete position him to identify and prioritize matters for Board review and deliberation.
- As Chairman and CEO, Mr. Bradway serves as an important bridge between the Board and management and provides critical leadership for carrying out our strategic initiatives and confronting our challenges. The Board believes that Mr. Bradway brings a

unique, stockholder-focused insight to assist the Company to most effectively execute its strategy and business plans to maximize stockholder value.

- The strength and effectiveness of the communications between Mr. Bradway as our Chairman and Mr. Eckert as our lead independent director result in comprehensive Board oversight of the issues, plans, and prospects of our Company.
- This leadership structure provides the Board with more complete and timely information about the Company, a unified structure and

consistent leadership direction internally and externally and provides a collaborative and collegial environment for Board decision making.

Flexibility of the Leadership Structure. The Board is committed to high standards of corporate governance. The Board values its flexibility to select its optimal leadership structure to best serve the Company's and stockholders' best interests based on the qualifications of individuals available, circumstances existing at the time, and Company's particular needs. As such, the Board annually evaluates whether combining or separating the roles of Chairman and CEO is in the best interests of the Company and our stockholders.

The Board's Role in Risk Oversight

Our Board oversees an enterprise-wide approach to risk management, which is designed to support execution of our strategy and achievement of the Company's objectives to improve long-term operational and financial performance and enhance stockholder interests. Our Board believes that a fundamental part of risk management is understanding the risks that we face, adopting appropriate controls and mitigation activities for such risks, monitoring these risks, and responding to emerging developments for such risks.

We have a Company-wide Enterprise Risk Management, or ERM, program, to identify, assess, manage, report, and monitor enterprise-level risks that may affect our ability to achieve the Company's objectives. The ERM program is overseen by our Executive Vice President and Chief Financial Officer and chaired by our Chief Audit Executive. Annually, we evaluate the greatest risks to our business, their underlying risk drivers, and the associated mitigation activities, maturity, and controls. Our Enterprise Risk Council, a cross-functional group of the Company's business leaders representing all key business functions, works to identify and assess risks that meet the pre-established criteria constituting an enterprise-level risk, and confirms that there is clear accountability and appropriate mitigation plans are in place, including monitoring and reporting. Additionally, emerging risks that do not rise to the level of enterprise-level risks, are assessed, discussed, and actively managed and monitored. We believe that the areas of risk that are fundamental to the success of our enterprise and rise to enterprise-level risks include the areas of product development, safety and surveillance, supply and quality, value (which includes pricing) and access, sales and promotion, business development, as well as protecting our assets (financial, intellectual property, and information, including cybersecurity), all of which are managed by senior executive management reporting directly to our CEO.

The enterprise-level risks are overseen by the Board and the appropriate Board committee (as discussed below). The Board receives regular risk reporting from senior management, including an annual detailed review of the ERM program and key enterprise-level and emerging risks, as well as during the Board's annual strategic planning process, annual budget reviews and approvals, capital plan review and approval, and through reviews of compliance issues at the applicable committees of our Board, as appropriate. For example, the risks associated with COVID-19 have the potential to affect areas of enterprise-level risk overseen by our Board, Audit Committee, Compensation Committee, and Compliance Committee and, as such, our risk mitigation plans and the effects of COVID-19 have been a topic regularly brought to and reviewed by the Board and its committees. For topics allocated to specific committees for their oversight, such as antitrust and competition regulation that is an area of the Compliance Committee's responsibilities (as discussed below), the Compliance Committee Chair oversees the Compliance Committee's annual calendar and meeting agendas to determine that the Company's activities in support of its compliance with antitrust and competition regulation are assessed regularly, including a full annual review that includes Amgen's policies, processes, and training to support such compliance, as well as regular updates of any significant industry developments at each Compliance Committee meeting. As is the practice for each of our committee Chairs, the Compliance Committee Chair reports out on these and other activities to the Board for its information and oversight at each regular Board meeting.

Each Board committee has primary risk oversight responsibility that is aligned with its areas of focus. At each regular meeting, or more frequently as needed, the Board receives and considers committee reports, and such reports may provide additional detail on risk management issues and management's response.

Committee	Primary Risk Oversight Responsibility
Governance and Nominating	<ul style="list-style-type: none"> Oversees governance risk, including the assessment of each member of the Board's independence, as well as the compliance with our Corporate Governance Principles and Board of Directors' Code of Conduct. Also oversees Board and committee evaluations and Board succession.
Audit	<ul style="list-style-type: none"> Oversees internal controls over financial reporting, as well as internal audit and independent registered public accountants, as well as financial risk, such as capital risk, tax risk, sourcing risk, and financial compliance risk.
Compensation and Management Development	<ul style="list-style-type: none"> Oversees human capital management, as well as executive talent management, development, and succession planning. Also oversees our compensation policies and practices and incentive program administration and design, including whether such policies, practices, and incentive programs balance risk-taking and rewards in an appropriate manner (as discussed further below), align with stockholders' interests, and are consistent with emerging best practices. Beginning in 2022, oversight of those aspects of labor and employment and diversity, inclusion and belonging activities, previously overseen by the Compliance Committee, moved to the Compensation Committee.
Corporate Responsibility and Compliance	<ul style="list-style-type: none"> Oversees non-financial compliance risk, such as regulatory risks associated with the requirements of U.S. federal health care programs, Food and Drug Administration and other regulatory agencies, and risks associated with privacy, trade compliance, antitrust and competition, anti-bribery and anti-corruption), information systems and security (including cybersecurity), value (which includes pricing) and access, government affairs, aspects of labor and employment activities and diversity, inclusion, and belonging⁽¹⁾, aspects of environmental sustainability, social responsibility, and corporate governance, or ESG (including environmental sustainability, corporate philanthropy, and pricing philosophy and practice), and our reputation. Also oversees staff member compliance with the global Code of Conduct.

COVID-19 Impacts to Enterprise Risk and Our Response. The far-reaching effects of COVID-19 prompted the Company to consider enterprise risk focused on rare, but high-impact events, such as global pandemics. Our business resilience program is designed to enable us to effectively prepare for and respond to crisis incidents at the global, regional, and local levels. Since the beginning of the pandemic in early 2020, we have activated appropriate crisis management and business

continuity plans and responded to the challenges presented to the operations of our business and focused on the experiences of our customers, patients, staff members, and communities. Multiple enhancements were made to our overall resilience during this pandemic, including investments in systems, automation, and innovation designed to support our remote work environment.

⁽¹⁾ Responsibility of the Compliance Committee in 2021. Responsibility for these activities moved to the Compensation Committee for 2022.

Responding to COVID-19

In the second year of the pandemic, we continued to focus on the health and safety of our staff members and the effective operation of our business, while undertaking activities to help address the pandemic, such as manufacturing COVID-19 antibody material with Eli Lilly & Company.

Our Employees. Creating a safe and healthy workplace for our staff is a priority at Amgen. Staff member access to our facilities has been in accordance with applicable government health and safety protocols and guidance issued in response to the COVID-19 pandemic and we have taken additional safety measures, including implementing occupancy limits, restricting business travel, providing personal protective equipment, temperature screening, and COVID-19 testing. In 2021, we required staff members in the U.S. and Puerto Rico to be fully vaccinated against COVID-19.⁽¹⁾

Supply of Our Medicines to Patients. To date, our remote working arrangements have not significantly affected our ability to maintain

critical business operations. We have been able to serve physicians and patients as we have avoided disruptions to delivery and shortages of our supply of medicines.

Helping Our Communities. Amgen and The Amgen Foundation, Inc., a separate legal entity entirely funded by Amgen (Amgen Foundation), have been deeply engaged with our communities during the COVID-19 pandemic. For example, since the start of the pandemic, we committed \$12.5 million to support local emergency response efforts in our U.S. and international communities, patient-focused organizations mounting their own response efforts, and international relief efforts by Direct Relief and International Medical Corps. Additionally, the free online learning programs supported by the Amgen Foundation, including LabXchange and the Khan Academy, have helped students continue their science education during school closures.

Codes of Business Conduct

Our Board has adopted two codes of business conduct – the Amgen Board of Directors' Code of Conduct that applies to our Board and a global Code of Conduct that applies to our Board, all our staff, and others conducting business on our behalf. Annual training on the global Code of Conduct is required and our Board participates in such training. We also have a code of ethics for senior financial officers. To view our

codes of business conduct and ethics, please visit our website at www.amgen.com.⁽²⁾ We intend to disclose any future amendments to certain provisions of our codes of business conduct and ethics, or waivers of such provisions, applicable to our directors and executive officers on our website if such disclosure is required by SEC or NASDAQ rules. There were no waivers of any of our codes of business conduct or code of ethics in 2021.

Board Meetings

The Board held 7 meetings in 2021 and all of the directors attended at least 75% of the total number of meetings of the Board and committees on which they served. S. Omar Ishrak was appointed to the Board effective in July 2021 and attended all of the meetings of the Board and of the committees on which he served after the date of his

appointment. It is the Company's policy that all current directors attend our annual meetings of stockholders barring unforeseen circumstances or irresolvable conflicts. Each of our directors serving at the time of our 2021 Annual Meeting were present at our 2021 Annual Meeting.

Communication with the Board

Our annual meeting of stockholders provides an opportunity each year for stockholders to ask questions of our lead independent director and other members of the Board on appropriate matters. In addition, stockholders may communicate in writing with any particular director, any committee of the Board, or the directors as a group, by sending such written communication to our Secretary at our principal executive offices at One Amgen Center Drive, Thousand Oaks, California 91320-1799. Copies of written communications received at such address will be provided to the Board or the relevant director unless such communications are considered, in the reasonable judgment of our Secretary, to be inappropriate for submission to the intended recipient(s). Examples of stockholder communications that would be considered inappropriate for submission to the Board include, without

limitation, customer complaints, solicitations, communications that do not relate directly or indirectly to our business, or communications that relate to improper or irrelevant topics. The Secretary or his designee may analyze and prepare a response to the information contained in communications received and may deliver a copy of the communication to other Company staff members or agents who are responsible for analyzing or responding to complaints or requests. Communications concerning potential director nominees submitted by any of our stockholders will be forwarded to the Chair of the Governance Committee. For information on our engagement with our stockholders since the 2021 Annual Meeting, please see page 51 of our Compensation Discussion and Analysis.

⁽¹⁾ This vaccination requirement did not apply to staff who were unable to receive a COVID-19 vaccine because of qualifying medical or religious reasons.

⁽²⁾ Reference to our website is not intended to function as a hyperlink and the information contained on our website is not intended to be part of this proxy statement.

Board Committees and Charters

The Board has four key standing committees: the Governance Committee; Audit Committee; Compliance Committee; and Compensation Committee. The Compensation Committee has delegated certain responsibilities to an Equity Award Committee. In addition, an Executive Committee of the Board has all of the powers and authority of the Board in the management of our business and affairs, except with respect to certain enumerated matters, including Board composition and compensation, changes to our Certificate of Incorporation, or any other matter expressly prohibited by law or our

Certificate of Incorporation. The Executive Committee did not meet in 2021. The Board maintains charters for each of its standing committees and these charters are evaluated annually. In addition, the Board has adopted a written set of Corporate Governance Principles and the Amgen Board of Directors' Code of Conduct that generally formalize practices we have in place. To view the charters of our standing Board committees, our Corporate Governance Principles, and the Board of Directors' Code of Conduct, please visit our website at www.amgen.com.⁽¹⁾

Governance and Nominating Committee

Current Members:

Greg C. Garland (Chair)
Robert A. Eckert
Charles M. Holley, Jr.
Ellen J. Kullman
Amy E. Miles
Ronald D. Sugar
R. Sanders Williams

Number of Meetings Held in 2021: 5

Each member has been determined by the Board to be independent under The NASDAQ Stock Market listing standards and the requirements of the SEC.

Description and Key Responsibilities:

- Determines Board membership qualifications and maintains, with the approval of the Board, guidelines for selecting nominees to serve on the Board and considering stockholder recommendations for nominees. The Amgen Inc. Board of Directors Guidelines for Director Qualifications and Evaluations are included in this proxy statement as **Appendix A**.
- Selects, evaluates, and recommends to the Board nominees to stand for election at the annual meeting of stockholders and to fill vacancies as they arise as more fully described in "Process for Selecting Directors, Director Qualifications, and Board Diversity" below.
- Recommends to the Board the appointment of a lead director.
- Reviews the performance of the Board and its committees and is responsible for ensuring the availability of an orientation program for new Board members and director education.
- Recommends to the Board nominees for appointment as executive officers and certain other officers.
- Evaluates and makes recommendations to our Board regarding compensation for non-employee Board members, including minimum retention and ownership levels of Company stock by Board members. (Any Board member who is also an employee of the Company does not receive separate compensation for service on the Board.)
- Monitors the independence of the Board and evaluates questions of possible conflicts of interest of members of the Board.
- Oversees the Board's Corporate Governance Principles and the Amgen Board of Directors' Code of Conduct applicable to members of the Board.

The Governance Committee has authority to delegate these functions to a subcommittee of its members, but no delegation of authority was made in 2021.

⁽¹⁾ Reference to our website is not intended to function as a hyperlink and the information contained on our website is not intended to be part of this proxy statement.

Summary of Current Director Core Experiences and Skills

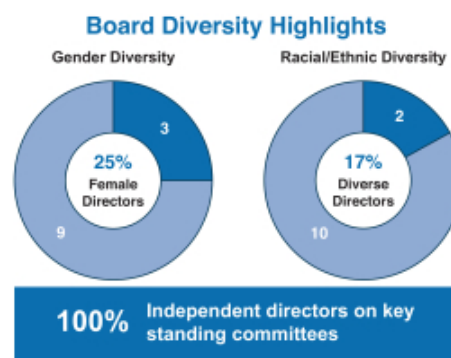
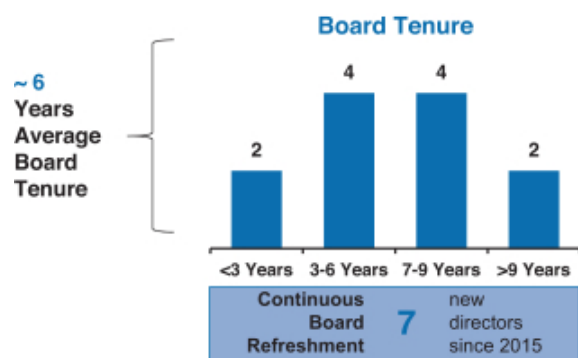
Our Board consists of a diverse group of highly qualified leaders in their respective fields. Most of our directors have senior leadership experience at large companies, and have gained significant and diverse management experience (including strategic and financial planning, public company financial reporting, compliance, risk management, and leadership development). Many of our directors also have public company experience (serving as chief executive officers or chief financial officers, on boards of directors and board committees) and an

understanding of corporate governance practices and trends, scientific expertise and healthcare industry experience, and bring unique perspectives to the Board. The Board and the Governance Committee believe the skills, qualities, attributes, experience, and variety of backgrounds of our directors provide us with a diverse range of perspectives to effectively address our Company's evolving needs and represent the best interests of our stockholders.

Our Board possesses a deep and broad set of skills and experiences that facilitate strong oversight and strategic direction for a leading global innovator in biotechnology. The following chart summarizes the competencies of each director currently represented on our Board. The details of each director nominee's competencies are included in each director nominee's biography.

Experience/Skills	Austin	Bradway	Druker	Eckert	Garland	Holley	Israk	Jacks	Kullman	Miles	Sugar	Williams
Healthcare Industry, Providers and Payers		✓	✓				✓	✓				✓
Science/Technology	✓	✓	✓		✓		✓	✓	✓		✓	✓
Public Company CEO/COO/CFO		✓		✓	✓	✓	✓		✓	✓	✓	
Regulatory Compliance	✓	✓		✓	✓	✓	✓		✓		✓	
Financial/Accounting		✓		✓	✓	✓			✓	✓	✓	
Government/Public Policy	✓	✓	✓		✓			✓			✓	
International		✓		✓	✓	✓	✓		✓	✓	✓	✓

The lack of a "✓" for a particular item does not mean that the director does not possess that qualification, characteristic, skill, or experience. Each of our Board members have experience and/or skills in the enumerated areas, however, the ✓ is designed to indicate that a director has a particular strength in that area.



In compliance with NASDAQ's Board Diversity Rule, the table below provides certain highlights of the composition of our Board members and nominees.

Board Diversity Matrix (As of January 20, 2022)		
Total Number of Directors	12	
	Female	Male
Part I: Gender Identity		
Directors	3	9
Part II: Demographic Background		
African American or Black	1	–
Asian	–	1
White	2	8

Process for Selecting Directors, Director Qualifications, and Board Diversity

Board Composition. Board composition is one of the most critical areas of focus for the Board. Reflecting our Board's commitment to refreshment, the Board has appointed seven new directors since 2015, including women as well as those from underrepresented communities, adding critical skills and experience to our Board in furtherance of our strategic priorities.

Our Governance Committee regularly screens and recommends candidates for nomination by the full Board and, among other things, considers feedback received during the annual Board and committee evaluation process, investor feedback, our qualification guidelines and skills matrix, director commitment levels (with consideration given to public company leadership roles and outside commitments) and diversity. The Governance Committee will consider recommendations for director candidates made by stockholders and evaluate them using the same criteria as for other candidates.

Director Qualifications and Board Diversity. Our Governance Committee is responsible for determining Board membership qualifications and for selecting, evaluating, and recommending to the Board nominees for annual election to the Board and to fill vacancies as they arise. The Governance Committee reviews regularly and reports to the Board on the composition and size of the Board, and makes recommendations, as necessary, so that the Board maintains at least the minimum number of independent directors required by applicable laws and regulations, composition requirements of the Audit and Compensation Committees, and reflects the appropriate balance of knowledge, experience, skills, expertise, and diversity advisable and required by applicable laws and regulations for the Board as a whole.

The Governance Committee and Board view diversity as a priority, considers diversity in its determinations, and seeks representation across a range of attributes. Diversity includes race, ethnicity, age, and gender and is also broadly construed to take into consideration many

other factors, including industry knowledge, operational experience, scientific and academic expertise, geography, and personal background. In an effort to best support maintaining and expanding the diversity of our Board, our Governance Committee actively seeks diverse candidates, including women and minority candidates, as part of its search for new directors.

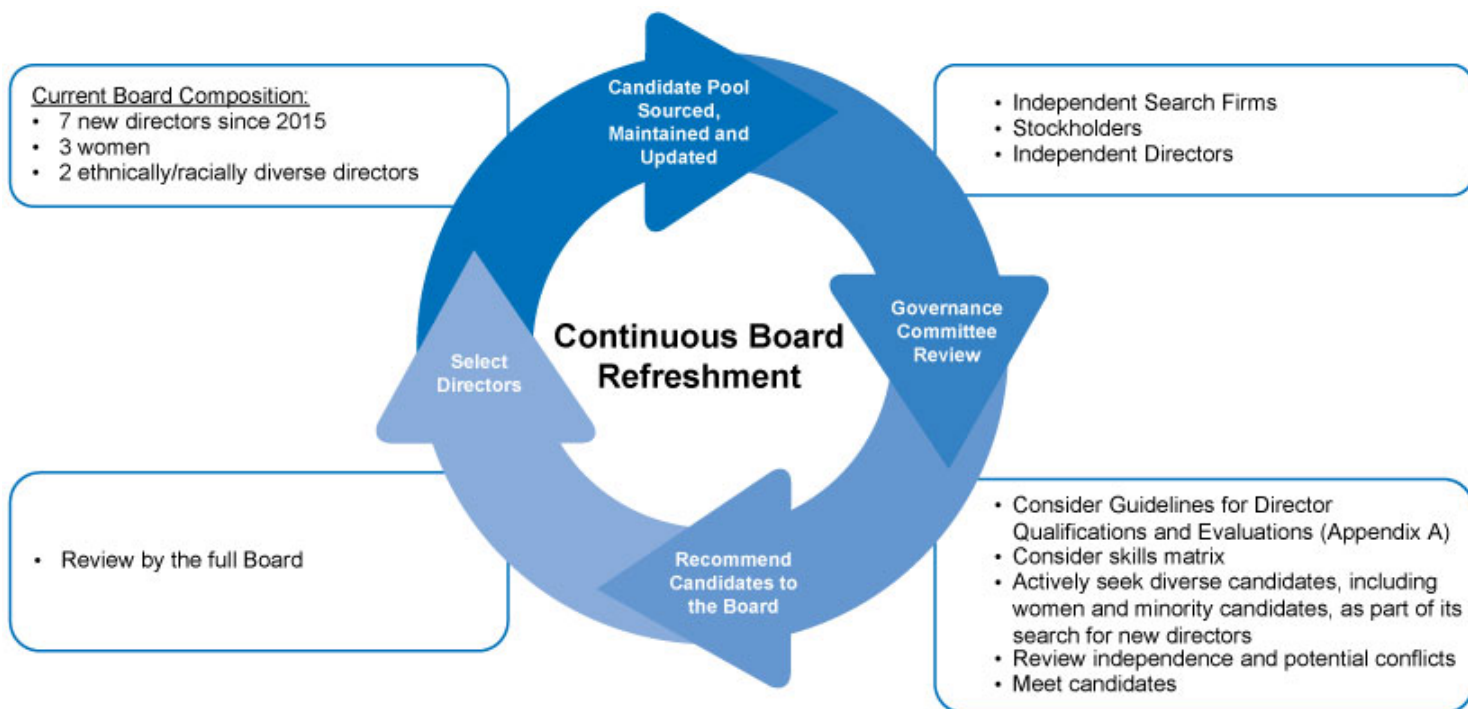
The Governance Committee determines and oversees guidelines for selecting nominees to serve on the Board and for considering stockholder recommendations for nominees. The Amgen Inc. Board of Directors Guidelines for Director Qualifications and Evaluations are included in this proxy statement as **Appendix A**.

Among other things, under the Board of Directors Guidelines for Director Qualifications and Evaluations, each Board member must possess:

- A demonstrated breadth and depth of management and leadership experience;
- Financial and/or business acumen or relevant industry or scientific experience;
- Integrity and high ethical standards;
- Sufficient time to devote to the Company's business;
- The ability to oversee, as a director, the Company's business and affairs for the benefit of our stockholders;
- The ability to comply with the Amgen Board of Directors' Code of Conduct; and
- A demonstrated ability to think independently and work collaboratively.

Continuous Board Refreshment

Our Board is committed to strong refreshment practices to continuously align the composition of the Board and its leadership structure with our long-term strategic needs. The Board, led by the Governance Committee, has an ongoing process for identifying, evaluating, and selecting directors, and these decisions are also informed by the annual Board and committee evaluation process described below. Our Governance Committee uses a variety of methods to help identify potential Board candidates and considers an assessment of current Board skills, background, diversity, independence, experience, tenure, and anticipated retirements to identify gaps that may need to be filled through the Board refreshment process.



Director Education

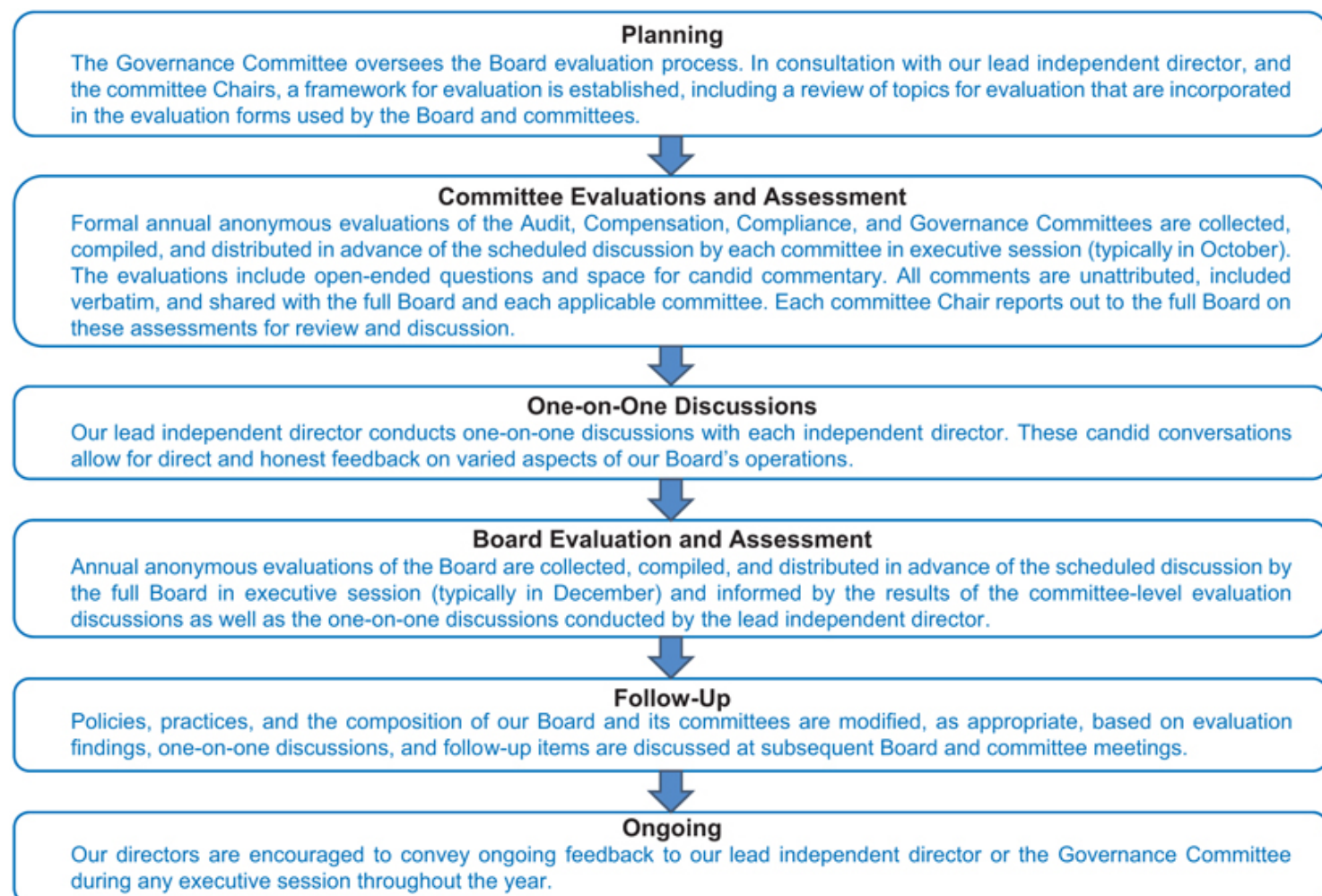
Our Board believes that director education is important to the ability of directors to fulfill their roles and supports Board members in their continuous learning. The Board encourages directors to participate in continuing education programs, and we reimburse directors for their expenses associated with this participation. During Board and committee meetings, education and information sessions are provided on specific subjects by internal and external experts. New directors also participate in our director orientation program.

Regular Board and Committee Evaluations

Board and committee evaluations play a critical role in supporting the effective functioning of our Board. Through evaluations, our directors review where they believe our Board functions effectively and,

importantly, areas where our Board thinks there may be opportunities for improvement, including through Board refreshment.

Annual Governance Review



Evaluation Results. The Audit, Compensation, Compliance, and Governance Committees each completed their committee evaluations and assessments in October 2021 and such evaluations were included as part of the total evaluation by the Governance Committee in December 2021. The Board completed its evaluation in December 2021. Each committee and the Board was considered to be operating effectively, with appropriate balance among governance, oversight, strategic, and operational matters, and each committee and the Board was satisfied with its performance.

Ongoing Feedback. Our directors provide real-time feedback throughout the year outside of the formal evaluation process and have

open access to management and third-party advisors. Additionally, executive sessions of directors (without management) are scheduled for every regular Board and committee meeting to identify any issues and assess whether meeting objectives were satisfied.

Changes Implemented. Based on the annual Board and committee evaluation process, ongoing feedback provided by directors, and one-on-one discussions between our lead independent director and each independent director, changes to Board practices have included enhancements to our committee structure and composition, additional presentations on various topics, and the addition of new directors.

Director Independence

At least annually, the Governance Committee reviews the independence of each non-employee director and makes recommendations to the Board and the Board affirmatively determines whether each director qualifies as independent. Each director must keep the Governance Committee fully and promptly informed as to any development that may affect the director's independence.

The Board has determined that each of our non-employee directors: Wanda M. Austin; Brian J. Druker; Robert A. Eckert; Greg C. Garland; Charles M. Holley, Jr.; S. Omar Ishrak; Tyler Jacks; Ellen J. Kullman; Amy E. Miles; Ronald D. Sugar; and R. Sanders Williams; and Fred Hassan (who served as a director during part of 2021) was independent during 2021 under The NASDAQ Stock Market listing standards and the requirements of the SEC. Mr. Bradway is not independent based on his service as our CEO and President. Mr. Bradway is the only director who also serves in a management capacity. In making its independence determinations, the Board reviewed direct and indirect transactions and relationships between each director or any member of his or her immediate family, and us or any of our subsidiaries or affiliates based on information provided by the director, our records, and/or publicly available information.

All of the reviewed transactions and arrangements were entered into in the ordinary course of business and none of the business transactions, donations, or grants involved an amount that (i) exceeded the greater of 5% of the recipient entity's revenues or \$200,000 with respect to transactions where a director or any member of his or her immediate family or spouse served as an employee, officer, partner, director, or controlling shareholder, or (ii) exceeded \$10,000 with respect to professional or consulting services provided by entities at which directors serve as professors or employees.

The following types and categories of transactions, relationships, and arrangements were considered by our Board in making its independence determinations:

- Each of the independent directors (or their immediate family members) currently serves or has previously served within the last

three years as a professor, trustee, director, or member of a board, advisory board, council, or committee for one or more colleges, universities, or non-profit charitable organizations, including research or scientific institutions, to which the Amgen Foundation has made grants or matching donations under the Amgen matching gift program that is available to all of our employees and directors.

- Each of the independent directors (or their immediate family members) currently serves, or has previously served within the last three years, as a member of the board of directors, the board of trustees, or an advisory board for an entity with which Amgen has business transactions or to which Amgen or the Amgen Foundation makes donations or grants. These business transactions include, among other things, purchasing supplies, equipment and software licenses, payment of fees or memberships, and expenses relating to repair and maintenance, clinical trials, research and development and training, sponsorship of healthcare programs and conferences, financial advisory, investment management, investment advisory and consulting services, and reimbursement of business-related expenses incurred by our staff members (such as for transportation, gas, and food purchases).
- Wanda M. Austin, Brian J. Druker, Tyler Jacks, and R. Sanders Williams currently serve as professors for universities to which Amgen has made payments for certain business transactions such as symposiums, conferences and exhibits, postdoctoral research programs, clinical trials, training and research and development, software licenses and maintenance, as well as for grants from the Amgen Foundation.

None of the directors, directly or indirectly, provides any professional or consulting services to us and none of the directors currently has or has had any direct or indirect material interest in any of the above transactions and arrangements. The Board determined that these transactions and arrangements did not warrant a determination that any of our directors were not independent.

Governance Committee Processes and Procedures for Considering and Determining Director Compensation

The Governance Committee has the authority to evaluate and make recommendations to our Board regarding director compensation.

- The Governance Committee conducts this evaluation periodically by reviewing our director compensation practices against the practices of an appropriate peer group and the Governance Committee has the authority to retain consultants to advise on director compensation matters, including in support of the Governance Committee's periodic review of director compensation practices.
- In 2020, the Governance Committee engaged Frederic W. Cook and Co., or FW Cook, to provide advice regarding director compensation.

FW Cook reported directly to the Governance Committee and attended the Governance Committee meeting to evaluate director compensation. No executive officer has any role in determining or recommending the form or amount of director compensation.

- Based on the analysis provided by FW Cook, the Governance Committee determined to make changes to director compensation effective for 2021, the first increase since 2013, to align with market practice and attract and retain high-quality director candidates in a competitive global marketplace. For more information regarding director compensation, see "Director Compensation—2021 Director Compensation."

Audit Committee

Current Members:

Charles M. Holley, Jr.* (Chair)
Wanda M. Austin
Ellen J. Kullman*
Amy E. Miles*

*Audit Committee financial expert

Others who served in 2021:

Fred Hassan (until retirement at 2021 Annual Meeting)

Number of Meetings Held in 2021: 10

Each member has been determined by the Board to be independent under The NASDAQ Stock Market listing standards and the requirements of the SEC, including the requirements regarding financial literacy and sophistication.

Description and Key Responsibilities:

- Oversees our accounting and financial reporting process and the audits of the financial statements, as required by NASDAQ.
- Assists the Board in fulfilling its fiduciary responsibilities with respect to the oversight of our financial accounting and reporting, the underlying internal controls and procedures over financial reporting, and the audits of the financial statements.
- Has sole authority for the appointment, compensation, and oversight of the work of the independent registered public accountants.
- Reviews and discusses, prior to filing or issuance, with management and the independent registered public accountants (when appropriate) our audited consolidated financial statements to be included in our Annual Report on Form 10-K and earnings press releases.
- Approves related party transactions.
- Reviews any violations or alleged violations of the Company's Code of Ethics for the CEO and Senior Financial Officers.

Audit Committee Oversight of the Independent Registered Public Accountants

- **Auditor Selection.** Evaluates the qualifications and performance of our independent registered public accountants each year and appoints the independent registered public accountants annually.
- **Audit Partner Selection.** Participates directly in the selection of the lead engagement partner through an interview process.
- **Audit Firm Evaluation.** Considers the quality and efficiency of the services provided, the independent registered public accountants' technical expertise and knowledge of our operations and industry.
- **Audit Services.** Pre-approves services.

Corporate Responsibility and Compliance Committee

Current Members:

Ronald D. Sugar (Chair)
 Brian J. Druker
 S. Omar Ishrak (since July 30, 2021)
 Tyler Jacks
 R. Sanders Williams

Number of Meetings Held in 2021: 5

Each member has been determined by the Board to be independent under The NASDAQ Stock Market listing standards and the requirements of the SEC.

Description and Key Responsibilities:

- Oversees our compliance program and reviews our programs in a number of areas governing ethical conduct including:
 - U.S. federal health care program requirements;
 - U.S. Food and Drug Administration requirements and other regulatory agency requirements, including good manufacturing, clinical and laboratory practices, drug safety and pharmacovigilance activities;
 - interactions with members of the healthcare community;
 - the Company's Corporate Integrity Agreement;
 - anti-bribery/anti-corruption risks;
 - environment, health, and safety;
 - information security, including cybersecurity; and
 - aspects of labor and employment activities and diversity, inclusion and belonging⁽¹⁾; and
 - government affairs, including the Political Action Committee.
- Receives regular updates on value (which includes pricing) and access, political, social, and environmental trends, and public policy issues that may affect our reputation, including our business or public image, and reviews our elements of our corporate responsibility (including environmental sustainability), political, and philanthropic activities.

About Our Compliance Program

Amgen's Compliance Program is designed to promote ethical business conduct and compliance with applicable laws and regulations. The key objectives of our compliance program operations include:

- Developing policies and procedures;
- Providing ongoing compliance training and education;
- Auditing and monitoring compliance risks;
- Maintaining and promoting avenues for staff to raise concerns without fear of retaliation, including anonymously through a business conduct hotline;

- Conducting investigations;
- Responding appropriately to any compliance violations;
- Taking appropriate steps to detect and prevent recurrence, including by implementing appropriate corrective and preventive actions; and
- Promoting an ethical culture.

Our Chief Compliance Officer, who reports to the CEO and the Compliance Committee, oversees the ongoing operations of the compliance program.

⁽¹⁾ Beginning in 2022, oversight of those aspects of labor and employment activities (including diversity, inclusion and belonging), previously overseen by the Compliance Committee, moved to the Compensation Committee.

Our Approach to Environmental Sustainability, Social Responsibility, and Human Capital Management

Amgen's ESG strategy begins with our mission to serve patients and is supported by our long-standing focus on using resources responsibly to support the sustainability of our business and the global environment in which we and our patients live.

ESG Oversight and Governance

ESG at Amgen is governed at the highest levels and includes Board and committee oversight, executive-level leadership, and subject-matter experts who lead our ESG efforts across our business.

Board Oversight. The Board and its applicable committees provide guidance and oversight to management with respect to ESG matters. The Compliance Committee assists the Board in overseeing our activities in areas that include environmental sustainability, diversity, inclusion and belonging, and access to medicines. Beginning in 2022, oversight of diversity, inclusion and belonging shifted to the Compensation Committee, the committee that also provides oversight of our approach to human capital management. The Governance Committee oversees the Company's corporate governance activities and Board membership. Additionally, management shares feedback received from our stockholders with the Board, including in connection with our governance-focused engagement program. For additional discussion, please see "Positive 2021 Say on Pay Vote Outcome and Compensation Design Changes in Response to 2021 Stockholder Input" in our Compensation Discussion and Analysis.

Management Leadership. A cross-functional, executive-level governance council sets our overall ESG strategy, provides guidance on program implementation, and oversees the continuing enhancement of our approach to ESG. This council, chaired by our Senior Vice President, Corporate Affairs, regularly evaluates current and emerging ESG-related risk topics that are relevant to our business, including those considered as part of our ERM program. For additional information, please see "The Board's Role in Risk Oversight" previously discussed.

Our ESG framework currently includes four strategic pillars—Healthy People, Healthy Society, Healthy Planet, and A Healthy Amgen—that serve as organizing principles facilitating our ability to address the interconnectivity of issues in a more holistic way across our business.

Amgen's ESG Framework

Healthy People



We focus on removing barriers that limit equitable access to healthcare so that people can live their healthiest lives.

Healthy Society



We work toward a more just society for our employees and the people we serve.

Healthy Planet



We prioritize sustainability and aim to minimize our environmental impact to preserve natural resources for generations to come.

A Healthy Amgen



We hold ourselves to high standards in our operations – working to ensure our culture and products reflect Amgen values.

Program Implementation. Each pillar is supported by an initiative steering committee and, together with the oversight of our executive leadership, individual programmatic elements are managed at a business function level. Since 2021, to further integrate ESG across the organization, our Compensation Committee added an ESG goal to our Company performance goals for our annual cash incentive plan. For additional information, please see "Our Approach to Environmental Sustainability, Social Responsibility, and Corporate Governance" in our Compensation Discussion and Analysis.

In addition to our history of strong corporate governance practices, examples of our ESG initiatives include our endeavors to strengthen science education and inspire the next generation of scientists, expand access to our medicines and support efforts to strengthen healthcare systems to better serve patients in need worldwide, and pursue a more environmentally sustainable business model. For additional information, please see "Board of Directors Corporate Governance Highlights" previously discussed.

Environmental Sustainability

As a science-based company committed to advancing human health, Amgen recognizes the importance of climate change on human health around the world. We have a long-standing objective to conduct environmentally responsible operations and regularly set targets to challenge ourselves to deliver further improvements. Since 2007, we have successfully advanced our environmental sustainability program while substantially increasing our global production capacity and patient reach.

Building on the successful execution of our 2013-2020 conservation targets, we launched a new environmental sustainability plan in 2021 (our third since 2007) that includes a target of achieving carbon neutrality in our operations by 2027, while also aiming to further reduce our water use (by 40%) and waste disposed (by 75%).⁽¹⁾



Our 2027 Environmental Sustainability Plan. To achieve our 2027 goals, we plan to harness our innovative capabilities to help combat climate change and preserve natural resources. We expect these efforts to help us become not just more environmentally sustainable but also more flexible and productive, resulting in reductions in operating costs from such efficiencies over the same period.

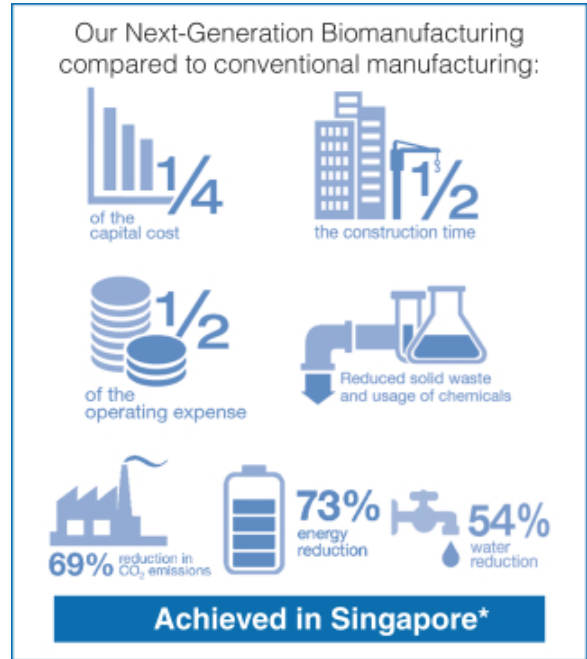
Our 2027 plan is designed to drive specific environmental sustainability projects across our operations, including continued investment in highly resource efficient biomanufacturing, smart and integrated facility design, use of on-site solar and other renewable energy sources, electric vehicle fleet conversion, treatment and reuse of water, the reduction and recycling of single-use plastics, and the reduction of consumables packaging. This plan also includes activities to further integrate the potential risks and opportunities from climate change into our existing processes for strategic planning, analysis, and risk management.

The Road to Net Zero. To help achieve our goal of carbon neutrality by 2027⁽¹⁾, Amgen is focusing on the use of innovative technologies and efficiency projects to reduce carbon emissions from our owned and operated facilities, in addition to sourcing renewable energy. Where renewable sources are not available, we expect to prioritize offsetting based on the quality of the credit or offset.

Sustainability by Design. Amgen helped to invent the processes and tools that created the global biotech industry. As we continue to grow

and innovate, we are pioneering advanced technologies and implementing more environmentally responsible approaches throughout the Company to increase operational efficiency and reduce our environmental footprint.

Our next-generation biomanufacturing facility in Singapore, which began commercial production in 2017, is an example of our innovative capability at work. This redesign of our approach to biomanufacturing dramatically reduces the scale and costs of making biologic medicines, and vastly reduces water and energy use, while maintaining a reliable, high-quality, compliant supply of medicines.



*As of September 30, 2021

The success of our facility in Singapore, along with U.S. corporation tax incentives to invest in innovation and advanced technologies, led to our building a second such plant in the U.S. in Rhode Island. This facility was licensed by the U.S. Food and Drug Administration in January 2022 and will support product volume growth, while delivering environmental and operating efficiencies.

We continue to apply innovation to our facilities with multiple ongoing projects, including in connection with the expansion of our U.S. plants. In 2021, we commenced construction on two new facilities (a final product assembly and packaging plant in Ohio and a multi-product drug substance facility in North Carolina). These facilities are expected to support our ability to meet the demand for our medicines, utilize cutting-edge technologies to be more efficient and environmentally friendly than traditional plants, and bring hundreds of full-time jobs to the regions while expanding our access to diverse talent.

⁽¹⁾ Carbon neutrality goal refers to Scope 1 and 2. Reductions take into account only verified reduction projections, do not take into account changes associated with the contraction or expansion of the Company and are measured against a 2019 baseline.

Sustainable Value Chain. Our footprint and focus on sustainability extend beyond our own employees and facilities. Amgen's 2027 environmental sustainability plan includes engaging with our suppliers and contactors to evaluate the carbon impact throughout our value chain and identify reduction opportunities.

ESG Reporting. Informed by insights from our investors, we enhanced our ESG reporting in 2021 by expanding our latest Environmental, Social, and Governance Report by mapping our reporting to the Sustainability Accounting Standards Board (SASB) standards for our industry, disclosing our annual Consolidated EEO-1 Report, and providing additional metrics on the diversity of our workforce.

Since 2010, Amgen has reported to CDP (formally the Carbon Disclosure Project). Over time, CDP's disclosure platform for climate change has evolved to contain over 25 questions (within its governance, risks and opportunities, strategy, targets and emissions modules) that are aligned with the recommendations of the Task Force on Climate-related Financial Disclosures, or TCFD; this platform is now nearly in full alignment with the TCFD. We continue to report to the CDP as completely as possible and, in 2022, we are undertaking a TCFD-aligned scenario analysis to improve our understanding of the physical and transitional effects of climate change as well as inform our future reporting.

United Nations Global Compact. We are a signatory to the United Nations Global Compact, a voluntary initiative based on commitments to implement universal sustainability principles and take steps to support the United Nations Sustainable Development Goals.

Social Responsibility

Improving Patient Access to Medicines. Through patient assistance programs, expanded access to investigational therapies, donations, and other initiatives, Amgen has developed support programs for eligible patients around the world as they seek to obtain the medicines they need.

Amgen Safety Net Foundation (ASNF), a separate legal entity entirely funded by Amgen, supports qualifying patients in the U.S. who might go without important medicines because of financial limitations, by providing our medicines at no cost. In 2021, the commercial value of Amgen's medicines provided at no cost to uninsured or underinsured patients by ASNF was over \$2 billion.⁽¹⁾

Since 2018, Amgen has also donated approximately \$140 million worth of Amgen cancer treatment and supportive care medicines⁽¹⁾ for distribution to patients in more than 30 developing countries through Direct Relief, a leading non-governmental organization.

We continue to offer and implement value-based contracts in an effort to help improve patient access to medicines and offer stakeholders greater budget predictability.

⁽¹⁾ Valued at wholesale acquisition cost.

⁽²⁾ Measured against a 2019 baseline.

Advancing Health Equity. As part of our mission to serve patients, we are working to improve the diversity and representation of racial and ethnic minority populations in clinical trial research at Amgen and to advance solutions and increase dialogue regarding this area across the industry.

We recognize the importance of a patient-centric approach to clinical research and our Representation in Clinical Research (RISE) team is working with groups within Amgen and outside of the business towards exceeding industry standards for clinical trial diversity and representation and helping Amgen develop new medicines studied in participants who better reflect the populations affected by certain diseases or conditions. We also continue building relationships with leaders and organizations in diverse communities to help address healthcare disparities, improve disease state awareness, and increase dialogue in this area.

Supplier Diversity and Responsible Sourcing. We aspire to double our supplier diversity spend, and triple our Black-owned business spend, in the U.S. by 2023.⁽²⁾ Our supplier diversity program is designed to identify, develop, and utilize small, disadvantaged, veteran, LGBTQ, minority, disabled, and women-owned business enterprises, as well as companies located in historically underutilized business zones, in our procurement of goods and services. Our efforts include mentoring and development opportunities to further strengthen the leadership capabilities of these diverse suppliers and contactors.

All staff members are guided by the Amgen Values and global Code of Conduct and, similarly, we request our suppliers to conduct their businesses in alignment with our mission and values. Our supplier sustainability program focuses not only on quality, cost, and reliability but also on a wide range of sustainability and social responsibility considerations, such as business ethics, labor and human rights, and environmental impacts.

Science Education. The Amgen Foundation seeks to advance excellence in science education to inspire the next generation of innovators and invest in strengthening communities where our staff members live and work.

Since its inception over 30 years ago, the Amgen Foundation has contributed more than \$375 million to non-profit organizations around the world that reflect our core values and complement Amgen's dedication to impacting lives in inspiring and innovative ways.

- LabXchange, developed at Harvard University with the financial support of the Amgen Foundation, is a free online science education platform that provides students around the world with access to personalized instruction, virtual lab experiences, and networking opportunities across the global scientific community. In 2021, with the Amgen Foundation's support, LabXchange launched a digital curriculum focused on examining racial inequity in healthcare, education, and STEM fields in the U.S.
- The Amgen Foundation is the exclusive biology content partner of Khan Academy, a leading online learning platform, and approximately

15 million users accessed Khan Academy's free biology lessons in 2021. Through an expanded, multi-year partnership with the Amgen Foundation in support of science learning and education equity, Khan Academy is creating a comprehensive offering of biology resources for students and teachers worldwide and expanding its partnerships with school districts facing budget shortfalls.

- Additionally, the Amgen Foundation continued to expand the Amgen Biotech Experience (ABE), an innovative science education program that empowers high school teachers to bring biotechnology education into their classrooms. In 2021, the second cohort of the ABE Master Teacher Fellowship was announced with twelve fellows from around the globe who each receive a stipend and targeted support to develop a curriculum project to be shared with the ABE international community.
- The Amgen Scholars Program makes it possible for undergraduates around the globe to engage in cutting-edge research experiences in leading graduate laboratories and learn more about biotechnology and drug discovery.

Our Community. In 2021, The Amgen Foundation provided grants totaling \$3 million to more than 30 U.S.-based nonprofits in support of racial and social justice initiatives, economic empowerment, and equal opportunity in education.

Amgen and the Amgen Foundation have been engaged with our community during the pandemic. For additional information, please see "Responding to COVID-19" previously discussed.

The Amgen Foundation also provides programs and resources to empower individual Amgen staff in their charitable activities in our community, including through a matching gift program and by providing service grants to non-profit organizations where staff members regularly volunteer.

Human Capital Management

Our Board has a key role in the oversight of our culture, setting the tone at the top, and holding management accountable for maintaining high ethical standards. The Board believes that human capital management, including our diversity, inclusion, and belonging initiatives, are important to our success. The Compensation Committee assists the Board in providing oversight of human capital management and, beginning in 2022, labor and employment and diversity, inclusion, and belonging oversight responsibilities, previously overseen by the Compliance Committee, moved to the Compensation Committee. We conduct regular staff member engagement assessments that gather feedback on topics, including on the overall engagement of staff members, diversity, inclusion, and belonging, and our culture of compliance, and the results of these surveys are discussed with our workforce and the Board.

Amgen places significant value on fostering and enabling growth of staff, both personally and professionally, and we aim to provide a safe, healthy, innovative, and diverse work environment for our staff.

Our Social Architecture. Since Amgen's founding in 1980, our staff members have directed their intelligence and enthusiasm toward our mission to serve patients. The combination of our mission, our aspiration to be the world's best human therapeutics company, our strategy, our well-defined set of Amgen Values, and the clear leadership attributes that we expect from our staff members, form the "social architecture" that defines our unique culture. This social architecture has been a key enabler of Amgen's worldwide growth from an early pioneer in the biotech industry to a leading innovator.

The Amgen Values were formalized in 1996 and continue to serve as the principles that guide the way we conduct business.

Amgen Values

Be Science-Based	Trust and Respect Each Other
Compete Intensely and Win	Ensure Quality
Create Value for Patients, Staff, and Stockholders	Work in Teams
Be Ethical	Collaborate, Communicate, and Be Accountable

Diverse and Inclusive Workforce. Consistent with the Amgen Values, we are working to bring the diversity of the world community into the Amgen community. We believe that a diverse and inclusive culture fosters innovation, which supports our ability to serve patients. Further, we also believe our global presence is strengthened by having a workforce that reflects the diversity of the patients we serve. It is with these beliefs in mind that we have continued to strengthen and grow our culture of diversity, inclusion, and belonging.

Our Diversity, Inclusion and Belonging Council is led by our executive leadership and is responsible for overseeing our strategy to further a diverse and inclusive workplace, with an ongoing focus on women in leadership and minority representation. With endorsement from executive management and engagement with senior leaders across the organization, we are implementing a global strategy designed to leverage our diversity and create a more inclusive workplace.

We are engaging in activities and setting goals to improve our focus around diversity, inclusion, and belonging, including the launch of a mandatory unconscious bias training program that was completed by 100% of our U.S., Canada, and Puerto Rico staff members in 2020 (with a global rollout in 2021) and an online learning journey with tools and resources that guides staff members on the role they play in advancing diversity, inclusion and belonging throughout the organization.

Each of our eleven Employee Resource Groups, dedicated to representing, supporting, and celebrating the diversity of our staff, are supported by a sponsor from our senior executive leadership team.

Amgen Employee Resource Groups

Amgen Asian Association (AAA)	Amgen Black Employee Network (ABEN)
Ability Bettered through Leadership and Education (ABLE), a resource group for those with disabilities, visible and invisible	
Amgen Early Career Professionals (AECPP)	Amgen International Network (AIN)
Amgen Indian Subcontinent Network (AISN)	Amgen Latin Employee Network (ALEN)
Amgen LGBTQ and Allies Network (PRIDE)	Amgen Veterans Employees Network (AVEN)
Women Empowered to be Exceptional (WE2)	Women in Information Systems Enrichment (WISE)

Amgen is a founding member of OneTen, a coalition of many of the world's largest, best-known companies that aims collectively to hire one million Black Americans (with a specific focus on those without four-year college degrees) into good-paying family-sustaining jobs over the next ten years.

Amgen is taking a leadership role in the greater Los Angeles region, where we are headquartered, to help expand the coalition of organizations that share our desire to offer opportunities to diverse talent.

Attracting and Developing Talent. We recognize the importance of attracting, motivating, developing, and retaining top global talent and skilled staff members. We compensate our staff members based on their roles, experience, and performance, provide wellness and work-life resources, as well as support employees in giving back and volunteering in their local communities. To support the development of our staff, we provide a variety of programs, including leadership development programs, virtual instructor-led courses, and self-paced learning options.

Our benefit programs are generally broad-based, promote health and overall well-being, and emphasize saving for retirement. Amgen continues to pride itself on industry-leading, family-friendly offerings for families of all compositions, including, in the U.S. and Puerto Rico, on-site child care at certain of our facilities, adoption assistance, resources for elder care and behavioral health, and paid parental leave for all Amgen staff members who have or adopt, or become a foster parent or legal guardian for a child. Globally, comparable benefit programs are offered with the same health and well-being goals, while also designed to comply with local statutory requirements.

(For more information regarding our approach to human capital resource management, including activities in support of workplace safety and diversity, please see our Form 10-K for the year ended December 31, 2021.)

Compensation and Management Development Committee

Current Members:

Robert A. Eckert (Chair)
Wanda M. Austin
Brian J. Druker
Greg C. Garland
S. Omar Ishrak (since July 30, 2021)
Tyler Jacks

Others who served during 2021:

Fred Hassan (until retirement at 2021 Annual Meeting)

Number of Meetings Held in 2021: 6

Independent Compensation

Consultant: FW Cook

Each member has been determined by the Board to be independent under The NASDAQ Stock Market listing standards and the requirements of the SEC.

Description and Key Responsibilities:

- Assists the Board in fulfilling its fiduciary responsibilities with respect to the oversight of the Company's compensation plans, policies, and programs with a focus on encouraging high performance, promoting accountability and adherence to Company values, and aligning with the interests of the Company's stockholders.
- Approves all executive officer compensation.
- Oversees human capital management and succession planning for senior management, including that our approaches to management development are effective in attracting, developing, and retaining talented leadership. Beginning in 2022, oversight of those aspects of labor and employment and diversity, inclusion and belonging activities previously overseen by the Compliance Committee, moved to the Compensation Committee.
- Oversees the Board's relationship with stockholders on executive compensation matters, including stockholder outreach efforts, stockholder proposals, advisory votes, communications with proxy advisory firms, and related matters.

Executive Compensation Website

We maintain a website accessible throughout the year at www.amgen.com/executive-compensation⁽¹⁾, which provides a link to our most recent proxy statement and invites our stockholders to fill out a survey to provide input and feedback to the Compensation Committee regarding our executive compensation policies and practices.

Equity Award Committee

The Equity Award Committee, with Robert A. Bradway currently the sole member, assists the Board by determining equity-based awards to non-Section 16 officers and employees at the level of vice president or below, consistent with the equity grant guidelines established by the Compensation Committee, and acted five times in 2021.

Compensation Committee Processes and Procedures for Considering and Determining Executive Compensation in 2021

Compensation Committee Determination of Compensation.

Generally, by the first calendar quarter of each year, the Compensation Committee reviews and approves Company performance goals and objectives for the current year and evaluates the CEO's performance for the previous year in light of the Company performance goals and objectives established for the prior year. The Compensation Committee evaluates the performance of the CEO within the context of the financial and operational performance of the Company, considers competitive market data, and establishes the CEO's compensation based on this evaluation as well as the compensation for each executive officer.

Values and Components. The values of each component of total compensation (base salary, target annual cash incentive awards, and equity awards) for the current year, as well as total annual compensation for the prior year (including the value of equity holdings, potential change of control payments, and vested benefits under our Retirement and Savings Plan, Supplemental Retirement Plan, and Nonqualified Deferred Compensation Plan as of the end of the last fiscal year) are considered at this time. Final determinations regarding our

CEO's performance and compensation are made during an executive session of the Compensation Committee and are reported to and reviewed by the Board in an independent directors' session.

Executive Officers. Our Compensation Committee determines compensation for the executive officers (other than the CEO) based, in part, on the recommendations of our CEO regarding base salary, annual cash incentive awards, and equity awards. In determining compensation recommendations for each Named Executive Officer, or NEO, our CEO reviews comparative peer group data, as well as the performance of the executive. The Compensation Committee has typically followed these recommendations.

Executive Sessions. Each Compensation Committee meeting includes adequate time for executive session and the Compensation Committee meets in executive session on a regular basis with no members of management present (unless otherwise requested by the Compensation Committee).

⁽¹⁾ Reference to our website is not intended to function as a hyperlink and the information contained on our website is not intended to be part of this proxy statement.

Delegation of Authority. The Compensation Committee has authority to delegate any of its functions to a subcommittee of its members. No delegation of authority was made in 2021.

Independent Compensation Consultant. The Compensation Committee continued to engage FW Cook, an independent compensation consultant, to provide advice regarding executive compensation and executive compensation trends and developments, compensation designs, and equity compensation practices, market data as requested, and opinions on the appropriateness and competitiveness of our executive compensation programs relative to market practice. FW Cook reported directly to the Compensation Committee and attended regularly scheduled meetings of the Compensation Committee (including meeting in executive session with the Compensation Committee, as requested). Each year the Compensation Committee reviews the independence of FW Cook and whether any conflicts of interest exist. After review and consultation with FW Cook, the Compensation Committee has determined that FW Cook is independent and there is no conflict of interest resulting from retaining FW Cook currently or during the year ended December 31, 2021. In performing its analysis, the Compensation Committee

considers the factors set forth in the SEC rules and The NASDAQ Stock Market listing standards.

Peer Group Review. In setting executive compensation, the Compensation Committee compares the Company's pay levels and programs to those available for the Company's competitors for executive talent and uses this comparative data as a guide in its review and determination of compensation. Our Compensation Committee annually considers and selects an appropriate peer group (consisting of biotechnology and pharmaceutical companies), based, in part, on the recommendations of FW Cook, and, for each NEO, the Compensation Committee reviews the compensation levels and practices of our peer group, which for our NEOs, other than the CEO, are based on reports prepared by management from information contained in compensation surveys and proxy statements. FW Cook provides the Compensation Committee with market data, an annual report on the compensation levels and practices of our peer group, and compensation recommendations for the CEO position.

Compensation Risk Management. In cooperation with management, FW Cook assesses the potential risks arising from our compensation policies and practices as discussed more fully below.

Compensation Risk Management

Annual Risk Management Assessment. On an annual basis, management, working with the Compensation Committee's independent compensation consultant, conducts an assessment of the Company's compensation policies and practices for all staff members generally, and for our staff members who participate in our sales incentive compensation program, for material risk to the Company. Compensation-related risks from COVID-19 were evaluated as part of this assessment for 2021.

Results of Risk Management Assessment. The results of this assessment are reviewed and discussed with the Compensation Committee. Based on this assessment, review and discussion, we believe that, through a combination of risk-mitigating features and incentives guided by relevant market practices and our Company performance goals, our compensation policies and practices do not present risks that are reasonably likely to have a material adverse effect on us.

Factors That Discourage Excessive Risk-Taking. In evaluating our compensation policies and practices, a number of factors were identified which the Company, the Compensation Committee, and its independent consultant believe discourage excessive risk-taking, including:

- **Mix of Incentives and Metrics.** Our compensation programs consist of a mix of incentives and metrics (financial and operational) that are tied to varying performance periods and are designed to balance our need to drive our current performance with the need to position the Company for long-term success.
- **Company-wide Results.** Company-wide results are the most

important factor in determining the amount of an annual cash incentive award, one of our mix of incentives, for each of our staff members.

- **Emphasis on Long-Term Performance.** We cap short-term incentives and make LTI equity awards a component of compensation for nearly all of our full-time staff members. In particular, the CEO and the other executive officers participate in compensation plans that are designed so that the largest component of their compensation is in the form of LTI equity awards to ensure that a significant portion of their compensation is associated with long-term, rather than short-term, outcomes, which aligns these individuals' interests with those of our stockholders.
- **Equity Award Grant Practices.** We employ appropriate practices with respect to equity awards: we do not award mega-grants, discounted stock options, or immediately vested equity to staff members; and we have grant guidelines that generally limit the grant date for our equity grants to the third business day after our announcement of quarterly earnings.
- **Robust Stock Ownership and Retention Guidelines.** We have robust stock ownership guidelines for vice presidents and above that require significant investment by these individuals in our Common Stock. We require that each officer who has not met his or her required ownership guidelines hold shares of our Common Stock acquired through the vesting of restricted stock units, the payout of performance units, and the exercise of stock options (net of shares retained by us to satisfy associated tax withholding requirements and exercise price amounts) until such officer has reached his or her required stock ownership level.

- **Comprehensive Performance Evaluations.** Our Company values and leadership behaviors are an integral part of the performance assessments of our staff members and are particularly emphasized in our assessment tools at higher positions. These evaluations serve as an important information tool and basis for compensation decisions.
- **Clawback Policy.** We have a clawback policy that requires our Board to consider recapturing past cash or equity compensation payouts awarded to our executive officers if it is subsequently determined that the amounts of such compensation were determined based on financial results that are later restated and the executive officer's misconduct caused or partially caused such restatement.
- **Recoupment.** We have recoupment provisions that expressly allow the Compensation Committee or management, as appropriate, to consider employee misconduct that caused serious financial or reputational damage to the Company when determining whether an employee has earned an annual cash incentive award or the amount of any such award.
The Compensation Committee has adopted an executive officer equity recoupment policy that provides the Compensation Committee with the ability to cause the forfeiture and cancellation of unvested equity awards and any unexercised portion of any stock options (granted after December 31, 2020) if an executive officer is terminated for engaging in misconduct that caused serious financial or reputational damage to the Company (including, but not limited to, a financial restatement).
- **Disclosure.** Subject to our recoupment and clawback policies and provisions, we intend to disclose the general circumstances of any application of our recoupment or clawback policies and provisions against any executive officer (current or former) and the aggregate amount of compensation recovered.
- **No Hedging or Pledging.** Our Insider Trading Policy prohibits pledging or purchasing of our Common Stock on margin⁽¹⁾ and hedging the economic risk of our Common Stock (as discussed more fully below).
- **Mandatory Global Code of Conduct Compliance Training.** We require training on our global Code of Conduct and other policies that educate our staff members on appropriate behaviors and the consequences of taking inappropriate actions.
- **Pricing Policies and Controls.** Amgen's drug pricing governance framework is designed to help ensure that our pricing actions around the globe are legally compliant, financially sound, and aligned with our values and corporate objectives. Our approach to pricing includes training, standard operating procedures, policies, approval mechanisms for price increases and price policy exceptions, and other controls that balance regional and country autonomy with centrally managed price discipline. Our Board, with the assistance of the Compliance Committee, has a key role in the oversight of pricing risk and regularly receives presentations from management on drug pricing practices and trends.

Prohibition on Hedging

Under our global Insider Trading Policy, all of our Board members and staff members, including our NEOs, consultants, contract workers, secondees, and temporary staff worldwide are considered "Covered Persons." It is against the Insider Trading Policy for Covered Persons to directly or indirectly participate in transactions involving trading activities in our securities that, by their nature, are aggressive or speculative, or may give rise to an appearance of impropriety. Covered Persons may not:

- Engage in short sales (sales of stock that the seller does not own or a sale that is completed by delivery of borrowed stock) with respect to our securities;
- Engage in transactions that hedge or offset, or are designed to hedge or offset, any decrease in the market value of Amgen stock;

- Purchase or pledge Amgen stock on margin or as collateral to secure a loan or other obligation⁽¹⁾; or
- Enter into any derivative or similar transactions with respect to our securities.

Examples of prohibited derivative transactions include, but are not limited to, purchases or sales of puts and calls (whether written or purchased or sold), options (whether "covered" or not), forward contracts, including but not limited to prepaid variable forward contracts; put and call "collars" ("European" or "American"), "equity" or "performance" swap or exchange agreements, or any similar agreements or arrangements however denominated, in our securities.

⁽¹⁾ With the exception of the use of a margin account to purchase our common stock in connection with the exercise of Amgen-granted stock options (i.e., "cashless exercises").

Pay Ratio

Following is a reasonable estimate, prepared under applicable SEC rules, of the ratio of the annual total compensation of our CEO to the median of the annual total compensation of our other staff members, calculated in accordance with the requirements of Item 402(c)(2)(x) of Regulation S-K. The Company determined our median employee based on total direct compensation paid to all of our staff members worldwide and recorded in our global human resources systems as of December 31, 2021. Total direct compensation included base salary, annual cash incentive awards earned for the period (and target sales incentive awards for our sales force), and the annual grant value of LTI equity awards during 2021. Earnings of our staff members outside of the U.S. were converted to U.S. dollars using currency exchange rates

as of December 31, 2021. No cost-of-living adjustments were made. We then determined the annual total compensation of our median employee for 2021 which was \$130,589. As disclosed in the "Summary Compensation Table" appearing on page 73, our CEO's annual total compensation for 2021 was \$21,721,154. Based on the foregoing, the ratio of the annual total compensation of our CEO to that of the median staff member was 166 to 1. For information on the determination of executive compensation, please see "Compensation Committee Processes and Procedures for Considering and Determining Executive Compensation in 2021" above and our Compensation Discussion and Analysis beginning on page 41.

Compensation Committee Report

The Compensation Committee has reviewed and discussed the Compensation Discussion and Analysis with management, and based on the review and discussions, recommended to the Board of Directors that the Compensation Discussion and Analysis be included in the

Company's 2022 Annual Meeting proxy statement and incorporated by reference into the Company's Annual Report on Form 10-K for the year ended December 31, 2021.

Compensation Committee of the Board of Directors

Robert A. Eckert, Chair
Wanda M. Austin
Brian J. Druker
Greg C. Garland
S. Omar Ishrak
Tyler Jacks

Item 2

Advisory Vote to Approve Our Executive Compensation

This advisory stockholder vote, commonly known as “Say on Pay,” gives you, as a stockholder, the opportunity to endorse or not endorse our executive pay program and policies. Accordingly, as required by Section 14A of the Securities and Exchange Act of 1934, as amended, you are being asked to cast an advisory vote on the compensation of our Named Executive Officers, or NEOs, as disclosed in the Compensation Discussion and Analysis (pages 41 through 72) and related compensation tables and the narrative in this proxy statement (pages 73 through 86). We urge stockholders to read the Compensation Discussion and Analysis section of this proxy statement, as well as the related tables and disclosures for a more complete understanding of how our executive compensation program operates.

Our Board of Directors, or Board, believes that the 2021 compensation of our NEOs was appropriate, our current executive compensation program aligns the interests of our executives with those of our stockholders, and compensation outcomes are primarily based on the performance of our Company. We intend that our compensation programs reward actions and outcomes that are consistent with the sound operation of our Company, advance our strategy, and are aligned with the creation of long-term stockholder value.

For these reasons and as discussed more fully in the Compensation Discussion and Analysis, the Board recommends that stockholders vote “FOR” the following resolution:

“Resolved, that the stockholders approve, on an advisory basis, the compensation paid to the Company’s Named Executive Officers, as disclosed pursuant to Securities and Exchange Commission rules in the Compensation Discussion and Analysis, the compensation tables and the accompanying narrative disclosure of this proxy statement.”

Although this vote is advisory and is not binding on the Board, our Compensation and Management Development Committee values the opinions expressed by our stockholders and will consider the outcome of the vote when making future executive compensation decisions.

We currently conduct annual advisory votes on executive compensation, and we expect to conduct the next advisory vote on executive compensation at our 2023 annual meeting of stockholders.

THE BOARD OF DIRECTORS RECOMMENDS A VOTE “FOR” THE APPROVAL OF THE ADVISORY RESOLUTION TO APPROVE THE COMPENSATION OF THE COMPANY’S NAMED EXECUTIVE OFFICERS.

Executive Compensation

Compensation Discussion and Analysis

Table of Contents

Our Named Executive Officers	41
Our Strategy	41
Our Approach to Environmental Sustainability, Social Responsibility, and Corporate Governance	43
Our Compensation Best Practices	44
Executing On Our Strategic Priorities While Navigating the Impact of the COVID-19 Pandemic	45
Aligning Pay With Performance	45
Positive 2021 Say on Pay Vote Outcome and Compensation Design Changes in Response to 2021 Stockholder Input	51
Long-Term Incentive Equity Award Design in 2021	52
Our 2021 Compensation Program Highlights and Objectives	53
How Compensation Decisions Are Made For Our Named Executive Officers	54
Elements of Compensation and Specific Compensation Decisions	57
Compensation Policies and Practices	68
Non-Direct Compensation and Payouts in Certain Circumstances	70
Tax and Accounting Standards	72

This Compensation Discussion and Analysis describes our compensation strategy, philosophy, policies, programs, and practices for our Named Executive Officers, or NEOs, and the executive positions they held in 2021 as set forth below.

Our Named Executive Officers

Name	Title
Robert A. Bradway	Chief Executive Officer and President
Murdo Gordon	Executive Vice President, Global Commercial Operations
David M. Reese	Executive Vice President, Research and Development
Peter H. Griffith	Executive Vice President and Chief Financial Officer
Esteban Santos	Executive Vice President, Operations

Our Strategy

Our strategy includes a series of integrated activities designed to strengthen our long-term competitive position in the industry. Successful strategy requires constant rebalancing of resource allocation across the short-, medium- and long-term.




How Our Board Oversees Our Strategy

Our Board of Directors, or Board, possesses a deep and broad set of skills and experiences that facilitate strong oversight of our strategic direction. Annually, our Board engages in a dedicated strategy session focused on a comprehensive review of our strategy and goals for the business for the short-, medium-, and long-term. The Company's management is then charged with executing on the business strategy as




informed by the Board's review. Throughout the course of the year, the Board and its committees receive from management in-depth reviews of key topics and developments for our business and its strategy, reports on our business performance relative to our strategy, and our enterprise level risks and risk mitigation activities.

2021 Activities Supporting Execution of Our Strategy

Select 2021 activities that support the execution of our strategic priorities and delivery of performance are summarized below and discussed further in the following pages.

Strategic Priorities	Importance	Select 2021 Activities
 <p>Internal and External Innovation</p>	<p>Innovation is at the core of our strategy. Our focus on developing innovative medicines to address important unmet needs guides how we allocate resources across internal and external program possibilities. This results in a productive balance of internal development and external programs and collaborations reflected in our current product portfolio and pipeline.</p>	<ul style="list-style-type: none"> • Launched: <ul style="list-style-type: none"> – LUMAKRAS® for the treatment of advanced non-small cell lung cancer; – TEZSPIRE™(1) for the treatment of severe asthma (based on our December 2021 U.S. Food and Drug Administration, or FDA, approval); and – Otezla® for the expanded indication for the treatment of plaque psoriasis across all severities (mild, moderate, and severe). • Completed strategic business acquisitions that add innovation, including: <ul style="list-style-type: none"> – Five Prime Therapeutics, Inc., and bemarituzumab, a first-in-class antibody in oncology; and – Tenebio, Inc. and its proprietary bispecific and multispecific antibody technologies and portfolio of early-stage oncology assets. • Entered into a collaboration with Kyowa Kirin Co. Ltd. to develop and commercialize AMG 451, a Phase 3-ready first-in-class asset in inflammation. • Executed key clinical studies and advanced innovative first-in-class pipeline delivering positive results: <ul style="list-style-type: none"> – Generated data supportive of the approval of LUMAKRAS in the U.S., Canada, and Great Britain, and in the EU from the Committee for Medicinal Products for Human Use, and the submissions of TEZSPIRE and Otezla (across all severities of plaque psoriasis) to the FDA; – Advanced bemarituzumab into Phase 3; – Expanded KYPROLIS® U.S. prescribing information to include its use in combination with DARZALEX FASPRO®(2) and dexamethasone for patients with multiple myeloma at first or subsequent relapse; and – Progressed our early innovative pipeline with 7 product teams(3) formed, 4 first-in-human studies initiated, and 4 programs advanced through our early-to-late stage portal.
 <p>Branded Biosimilars</p>	<p>Our branded biosimilars are fully integrated with, and supported by, our biologic development, manufacturing and global commercial operations capabilities. We use the same development and manufacturing processes, scientific standards, quality systems, and supply chain for our biosimilars as we do for our innovator biologics. Further, the same global commercial team members who have been talking with providers on our proprietary branded portfolio also represent our branded biosimilars.</p>	<ul style="list-style-type: none"> • We have 11 biosimilars in our current portfolio, five that have been approved in the U.S., three in the EU, and three in Phase 3 development. • We have Phase 3 studies underway for: <ul style="list-style-type: none"> – ABP 654 (biosimilar ustekinumab (STELARA®(4))); – ABP 938 (biosimilar aflibercept (EYLEA®(5))); and – ABP 959 (biosimilar ecuzumab (Soliris®(6))). • In 2021, MVASI® (biosimilar bevacizumab (Avastin®(7))) led the bevacizumab segment in the U.S., KANJINTI® (biosimilar trastuzumab (Herceptin®(7))) was the most purchased trastuzumab in the U.S., and AMGEVITA™ (biosimilar adalimumab (Humira®(8))) was the most prescribed adalimumab biosimilar in the EU.
 <p>Global Impact</p>	<p>We are leveraging our global presence to serve patients and customers globally and international expansion is an important part of our growth strategy. Amgen medicines are available to patients in approximately 100 countries worldwide.</p>	<ul style="list-style-type: none"> • In fast growing markets in Asia, we continue to expand our presence: <ul style="list-style-type: none"> – In China, we received approval for Otezla in mild-to-moderate psoriasis, Repatha® was added to the National Reimbursement Drug List, and we currently have five additional marketed products (XGEVA®, KYPROLIS, BLINCYTO®, Repatha, and Prolia®); and – In Japan, based on our 2021 filing, we received approval for LUMAKRAS in January 2022, and have five marketed products (BLINCYTO, EVENTITY®, Repatha, Aimovig®, and Otezla).

(1) Being developed in collaboration with AstraZeneca plc.
(2) DARZALEX FASPRO is a registered trademark of Janssen Biotech, Inc.
(3) Formed when a molecule has been judged to have the potential to be safe and effective in humans.
(4) STELARA is a registered trademark of Janssen Biotech, Inc.
(5) EYLEA is a registered trademark of Regeneron Pharmaceuticals, Inc.
(6) Soliris is a registered trademark of Alexion Pharmaceuticals, Inc.
(7) Avastin and Herceptin are registered trademarks of Genentech, Inc.
(8) Humira is a registered trademark of AbbVie Inc.

Strategic Priorities	Importance	Select 2021 Activities
 <p>Manufacturing Excellence</p>	<p>Smaller footprint, highly resource efficient biomanufacturing plants reduce environmental impact, including reducing consumption of water and energy and lower levels of carbon emissions. They also can be built in less time than traditional plants and have lower operating costs.</p>	<ul style="list-style-type: none"> • Our latest U.S. biomanufacturing plant featuring innovative technologies in Rhode Island received FDA approval in January 2022, expanding our manufacturing capacity while also delivering environmental and cost efficiencies. • We announced plans to invest approximately \$1B to build two additional U.S. plants (in Ohio and North Carolina) featuring innovative technologies that support our 2027 environmental targets (including carbon neutrality⁽¹⁾), and that will bring hundreds of jobs to the regions and expand our access to diverse talent.
 <p>Continuous Improvement</p>	<p>We prioritize continuous operating improvements to fund innovation. We have embarked on a digital transformation journey to advance modalities and technology platforms and our better understanding of biology to work to achieve maximum efficiencies and drive innovation.</p>	<ul style="list-style-type: none"> • We invested in information technology platforms, and established a Company-wide digital transformation goal to focus on process simplification, automation, and innovation to further enable speed and efficiencies in our research, development, and global commercial operations.
 <p>Return of Capital</p>	<p>Our strong cash flows and balance sheet allow us to make substantial investments for long-term growth. We also recognize that stockholders who support investment in developing innovative medicines require an appropriate return on the capital they commit to Amgen.</p>	<ul style="list-style-type: none"> • Invested in excess of \$8.2B for long-term growth: <ul style="list-style-type: none"> – \$4.8B in research and development; – \$2.5B in acquisitions; and – \$880M in capital expenditures, including investments in manufacturing sites that support our environmental goals. • Returned \$9 billion of capital to stockholders: <ul style="list-style-type: none"> – \$4B of dividends paid (\$1.76 per share per quarter, a 10% per share dividend increase over 2020); and – \$5B in share repurchases.

Our Approach to Environmental Sustainability, Social Responsibility, and Corporate Governance

Consistent with our commitment to the long-term and our mission to serve patients, we are focused on building a sustainable business. To that end, our environmental sustainability, social responsibility, and corporate governance (ESG) activities are integrated into our execution of our strategic priorities and our business pursuits and overseen by our Board.

Our 2027 environmental sustainability plan features ambitious targets on carbon emissions, water conservation and waste reductions. The plan, our third since 2007, includes a goal of achieving carbon neutrality⁽¹⁾ in our operations by 2027. The plan also includes goals to reduce water use by 40% and waste disposed by 75%.⁽¹⁾ To build the infrastructure to support achievement of our 2027 environmental sustainability plan and further embed diversity, a sense of belonging, and inclusion into our culture, in March 2021, our Compensation and Management Development Committee, or Compensation Committee, added an ESG goal to our 2021 Company performance goals for our annual cash incentive plan focused on two areas: an environmental goal and social responsibility goal.

- The environmental goal required development of annual auditable conservation targets, governance bodies, teams, and processes to oversee activities to deliver on such targets.
- The social responsibility goal required development of action plans by leaders at executive director levels and above to establish, document, and execute diversity, inclusion, and belonging action plans in 2021 to continue to enhance the diversity and inclusivity of our culture.

For additional discussion, please see “Aligning Pay With Performance” and “Executing on Our Strategic Priorities While Navigating the Impact of the COVID-19 Pandemic—2021 Annual Cash Incentive Plan,” and “Elements of Compensation and Specific Compensation Decisions—Annual Cash Incentive Awards—2021 Company Performance Goals” below. A full description of our ESG efforts can be found in the “Corporate Governance” section, including the subsection “—Our Approach to Environmental Sustainability, Social Responsibility, and Human Capital Management.”

⁽¹⁾ Carbon neutrality goal refers to Scope 1 and 2. Reductions take into account only verified reduction projections, do not take into account changes associated with the contraction or expansion of the Company and are measured against a 2019 baseline.

Our Compensation Best Practices

What we do

- ✓ **Majority of compensation is performance based:** A substantial majority of NEO compensation is performance based and at-risk.
- ✓ **Clawback Policy:** Our Board is required to consider the recapture of past cash or long-term incentive, or LTI, equity award payouts to our NEOs if the amounts were determined based on financial results that are later restated and the NEOs' misconduct is determined by the Board to have caused the restatement.
- ✓ **Recoupment Provisions for Misconduct:** Our recoupment mechanisms include:
 - ✓ **Cash Incentive Compensation Plan Recoupment Provisions:** Recoupment provisions applicable to all staff members that expressly allow the Compensation Committee to determine that annual cash incentive awards are not earned fully, or in part, where such employee has engaged in misconduct that causes serious financial or reputational damage to the Company.
 - ✓ **Equity Recoupment Policy:** The Compensation Committee has adopted a policy that provides the Compensation Committee with the ability to cause the forfeiture and cancellation of unvested equity awards and any unexercised portion of any stock options (granted after December 31, 2020) should an executive officer be terminated for engaging in misconduct that caused serious financial or reputational damage to the Company.
- ✓ **Robust stock ownership and retention guidelines:** We have a six times base salary ownership requirement for our Chief Executive Officer, or CEO. Our Executive Vice Presidents and Senior Vice Presidents have three times and two times base salary ownership requirements, respectively. Officers are required to hold shares of our Common Stock acquired through the vesting of restricted stock units, or RSUs, the payout of performance units, or the exercise of stock options until they have reached the required stock ownership level. Compliance with this policy is assessed annually and all executive officers, including our NEOs, who were expected to meet such guidelines by December 31, 2021, were in compliance.
- ✓ **Minimum vesting periods:** Our equity incentive plan provides that our equity awards are subject to a minimum vesting period of no less than one year for 95% of equity awards granted. Our grants generally vest over four years, with no vesting in the first year and vesting in three approximately equal annual installments on the second, third, and fourth anniversaries of the grant date.
- ✓ **Performance-based equity:** Our LTI equity award grants are primarily (80%) performance-based, with 50% in the form of three-year performance units.
- ✓ **Independent compensation consultant:** The Compensation Committee retained and sought advice from Frederic W. Cook & Co., or FW Cook, to assist the Compensation Committee in its review and determination of executive compensation.
- ✓ **Amgen Values:** The Amgen Values overlay our Company performance goals and the Compensation Committee assesses each NEO's annual compensation, including the annual incentive award, based on compliance with these internal standards.
- ✓ **EEO-1 Disclosure:** To enhance transparency around the composition of our workforce, we disclose our annual Consolidated EEO-1 Report⁽¹⁾ after our submission of the report to the U.S. Equal Employment Opportunity Commission.

What we don't do

- ✗ **No alterations to our established goals to respond to changing business conditions** (for example, we have not made any changes to established goals in response to the occurrence or challenges of the pandemic).
- ✗ **No hedging or pledging:** With respect to our Common Stock, all of our staff members and Board members are prohibited from engaging in short sales, purchasing or pledging our Common Stock on margin⁽²⁾, or entering into any hedging, derivative, or similar transactions.
- ✗ **No re-pricing or backdating:** We have strong LTI equity award plans and policies that prohibit re-pricing or backdating of equity awards.
- ✗ **No tax gross-ups:** We do not provide tax gross-ups, except for business-related payments such as reimbursement of certain relocation expenses on behalf of newly hired and current executives who agree to relocate to work on the Company's behalf.
- ✗ **No single-trigger and no gross-ups in the event of a change of control:** We do not have "single-trigger" equity vesting acceleration upon a change of control for RSUs and stock options and do not provide tax gross-ups on change of control payments.
- ✗ **No excessive perks:** Our perquisites are limited to those with a clear business-related rationale.
- ✗ **No employment agreements:** We do not have employment contracts or guaranteed bonuses, other than in countries where they are required by law.
- ✗ **No dividends paid on unvested equity:** Dividends equivalents accrue on our performance units and RSUs, but are paid out in shares of our Common Stock only when, and to the extent that, the underlying award is earned and vested. Stock options do not have dividend equivalent rights.
- ✗ **No defined benefit pension or supplemental executive retirement plan (SERP) benefits** or "above market" interest on deferred compensation.

(1) Beginning with our Consolidated EEO-1 Report filed in 2021.

(2) With the exception of the use of a margin account to purchase our common stock in connection with the exercise of Amgen-granted stock options (i.e., "cashless exercises").

Executing on Our Strategic Priorities While Navigating the Impact of the COVID-19 Pandemic

Ongoing Impact of the COVID-19 Pandemic

Since the onset of the pandemic in 2020, we have remained focused on our strategic priorities and our values while closely managing the effects of the COVID-19 pandemic on our global operations. We continue to take appropriate steps to minimize risks to our employees, a significant number of whom have continued to work virtually. Staff member access to our facilities has been in accordance with applicable government health and safety protocols and guidance issued in response to the COVID-19 pandemic and in 2021 we required staff members in the U.S. and Puerto Rico to be fully vaccinated against COVID-19.⁽¹⁾ To date, our remote working arrangements have not significantly affected our ability to maintain critical business operations, and we have not experienced disruptions to or shortages of our supply of medicines.

Since the beginning of the pandemic, we have seen changes in patient visits to doctors' offices that have impacted providing treatments to existing patients and reduced diagnoses in new patients. Through 2021, while there has been gradual recovery in both patient visits and diagnoses, overall these have remained below pre-COVID levels. The cumulative decrease in diagnoses over the course of the pandemic has suppressed the volume of new patients starting treatment, impacting our revenues and business for 2021. We are closely monitoring the effects of the emerging COVID-19 variants on patient behavior and access.

With respect to our drug development activities, we are continuously monitoring COVID-19 infection rates, including change from new variants, and working to mitigate effects on future study enrollment in our clinical trials and evaluating the impact in all countries where clinical trials occur. We remain focused on supporting our active clinical sites in their providing care for patients and in our providing investigational drug supply.

Amgen's Response to the COVID-19 Pandemic

As a leading global healthcare company and responsible corporate citizen, in 2021 we prioritized:

- Ensuring the safety and well-being of our employees around the world;
- Contributing to the fight against COVID-19, including manufacturing COVID-19 antibody material with Eli Lilly & Company;
- Continuing to serve patients – both those currently on Amgen medicines and those who stand to benefit from potential new medicines in our pipeline; and
- Helping in the communities where we live and work.

We established the goals for our annual cash incentive award and LTI equity award programs in March 2021. Since then, we have not made any changes to these goals in response to the challenges of the pandemic.

Aligning Pay With Performance

A substantial majority of each NEO's compensation is "at risk" and earned based on our execution of our strategy and performance. Our annual cash and long-term equity incentive programs promote focus on activities supporting the execution of our strategic priorities as well as near- and long-term stockholder value creation with compensation earned based on our financial, operating, and stock price performance.

Our Executive Compensation Objectives

Our executive compensation program is designed to achieve the following objectives:

- **Pay for performance in a manner that strongly aligns with stockholder interests** by rewarding both our short- and long-term performance.
- **Drive our business strategy** by positioning our staff to execute on our strategic priorities in the near- and longer-term.
- **Attract, motivate, and retain the highest level of talent** by providing competitive compensation, consistent with their roles and responsibilities, our success, and their contributions to this success.

- **Mitigate compensation risk** by maintaining pay practices that reward actions and outcomes consistent with the sound operation of our Company and with the creation of long-term stockholder value.
- **Consider all Amgen staff members** in the design of our executive compensation programs, to ensure a consistent approach that encourages and rewards all staff members who contribute to our success.

Our 2021 Performance

Despite the ongoing impact of the pandemic, we have delivered strong performance in 2021. We advanced our innovative pipeline, launched new products, completed several strategic transactions to augment our pipeline and research capabilities, and continued to provide uninterrupted supply of our medicines globally. We accomplished these objectives while maintaining a strategic and disciplined approach to capital allocation and advancing our ESG efforts.

⁽¹⁾ This vaccination requirement did not apply to staff who were unable to receive a COVID-19 vaccine because of qualifying medical or religious reasons.

Return of Capital

Our strong cash flows and balance sheet allowed for significant investment in 2021 for long-term growth through internal research and development, strategic business acquisitions and collaborations, and capital projects, while simultaneously providing substantial returns to stockholders.

In 2021, while investing \$4.8 billion in research and development, \$2.5 billion in strategic business acquisitions, and \$880 million in capital projects, we also returned \$9 billion of capital to our stockholders (\$4 billion of dividends and \$5 billion in share repurchases).

We increased our quarterly dividend per share 10% over 2020 (to \$1.76 per share per quarter for 2021). Our annualized dividend per share has increased 529% since the inception of our dividend in 2011.

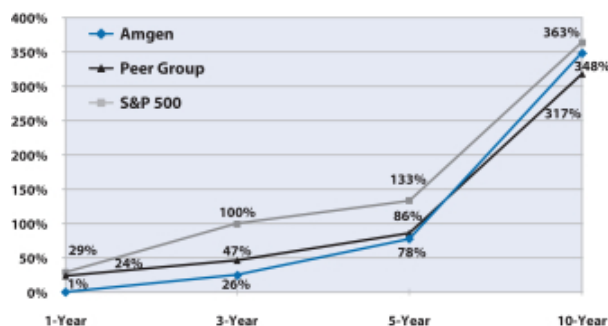
Annual Dividend Increases



* Represents annualized dividend after September 2011 initiation.

Depicted below is our one-year, three-year, five-year, and 10-year total shareholder return, or TSR, for the period ending December 31, 2021. As shown, we delivered long-term shareholder value and returns with ten-year TSR of 348%, outperforming our peer group in this period.

Total Shareholder Return



(1) Percentages do not total to final score due to rounding.

(2) Non-Generally Accepted Accounting Principles, or non-GAAP, net income for purposes of the 2021 Company performance goals of our annual cash incentive plan is reported and reconciled in **Appendix B**.

2021 Annual Cash Incentive Plan

Earned amounts from our 2021 annual cash incentive plan are tied directly to our performance based on pre-established financial and operating performance goals designed to drive execution of our strategic priorities.

Goal	Weighting	% of Target Earned	Weighted Score Achieved ⁽¹⁾
1. Financial Performance			62.1%
a. Revenues Target \$26.227B Results \$25.979B	30%	87.6%	
b. Non-GAAP Net Income ⁽²⁾ Target \$9.515B Results \$9.797B	30%	119.5%	
2. Progress Innovative Pipeline			53.6%
a. Advance Early Pipeline	10%	200.0%	
b. Execute Key Clinical Studies and Regulatory Filings	20%	167.9%	
3. Deliver Annual Priorities			21.0%
a. Environmental, Social, and Governance	5%	195.8%	
b. Digital Transformation	5%	225.0%	
Final Score			136.8%

1. We delivered strong performance while navigating the ongoing impact of the pandemic.

(a) Revenues and (b) non-GAAP net income

Despite the ongoing impact of the pandemic, we have delivered strong performance in 2021. Our rigorous revenue goal was established based on our guidance issued in early 2021 (between \$25.8 and \$26.6 billion) with our target goal exceeding our 2020 actual revenues. However, the cumulative decrease in patient visits and diagnoses over the course of the pandemic has suppressed the number of new patients starting treatment during 2020, affecting 2021 sales growth. Further, through 2021, while there has been gradual recovery in both patient visits and diagnoses, overall these have remained below pre-COVID levels. As a consequence, we did not achieve target performance for our revenue goal.

Our non-GAAP net income target was correlated to the midpoint of our early 2021 non-GAAP EPS guidance and included increased research and development investment to support our longer-term performance. However, as a result of, among other things, our disciplined operating expense management, we exceeded this target.

2. We progressed our pipeline⁽¹⁾ while navigating the ongoing impact of the pandemic.

a. Early pipeline

While monitoring and actively managing the challenges of the impact of COVID-19 to our clinical trials activities discussed earlier, we advanced our early pipeline:

- We generated seven new product teams (formed when a molecule has been judged to have the potential to be safe and effective in humans), including for product candidates being studied in oncology, cardiovascular disease, and inflammation.
- We initiated four first-in-human studies, including for product candidates being studied in solid tumors (including non-small cell lung cancer, mesothelioma, pancreatic cancer, and ovarian cancer), neuroendocrine prostate cancer, nonalcoholic steatohepatitis (NASH), and multiple myeloma.
- We advanced four programs in our early-to-late portal or commit to registrational studies portal.

b. Key clinical studies and regulatory filings

Despite the ongoing impact of the pandemic, we made progress on our key clinical studies and regulatory filings in 2021.

Oncology:

- Based on our successful execution of our Phase 2 CodeBreak 100 study in adult patients with KRAS G12C-mutated locally advanced or metastatic non-small cell lung cancer (NSCLC), we launched **LUMAKRAS** in the U.S. and received regulatory approvals in many countries, including Canada, Great Britain, Switzerland, and United Arab Emirates. Additionally, in January 2022, LUMAKRAS was approved in Japan and we received a conditional marketing authorization for LUMYKRAS in the EU from the Committee for Medicinal Products for Human Use. The CodeBreak clinical development program is the most advanced program designed to treat patients with an advanced solid tumor with the KRAS G12C mutation and address the longstanding unmet medical need created by these cancers. Also as part of this program, in 2021, we initiated our Phase 3 study comparing LUMAKRAS to docetaxel in patients with KRAS G12C-mutated advanced NSCLC, Phase 2 study for patients with NSCLC STK11-mutated and/or PD-L1 negative tumors, Phase 2 study in patients with KRAS G12C-mutated solid tumors (other than NSCLC and colorectal cancer), and continued to progress our exploration of LUMAKRAS in multiple Phase 1b combination cohorts.
- In connection with our 2021 acquisition of Five Prime Therapeutics, we acquired **bemarituzumab**, a first-in-class anti-fibroblast growth

factor receptor 2b (FGFR2b) antibody for the treatment of patients with human epidermal growth factor receptor 2 negative FGFR2b-positive gastric and gastroesophageal junction cancer. Bemarituzumab was granted Breakthrough Therapy Designation⁽²⁾ by the FDA and, based on this designation, we accelerated our Phase 3 development to bring this potential new therapy to patients. We are also investigating bemarituzumab in other solid tumors, including squamous cell NSCLC.

- Our 2021 acquisition of **Teneobio**, that includes a Phase 1 bispecific antibody for patients with advanced prostate cancer, proprietary bispecific and multispecific antibody technologies, and a portfolio of early-stage oncology assets, meaningfully adds to our pipeline capabilities in the oncology therapeutic area.
- In December 2021, the FDA approved the expansion of **KYPROLIS** U.S. prescribing information to include its use in combination with DARZALEX FASPRO and dexamethasone for patients with multiple myeloma at first or subsequent relapse.

Inflammation:

- Based on results from the PATHFINDER clinical trial program, including results from the successful NAVIGATOR Phase 3 trial, **TEZSPIRE** (a first-in-class therapy that blocks the action of a cytokine that plays a key role across the spectrum of asthma inflammation developed in collaboration with AstraZeneca) is the only biologic approved by the FDA (December 2021) for severe asthma with no phenotype or biomarker limitations. Additionally, for TEZSPIRE in 2021, we initiated a Phase 3 study in patients with chronic rhinosinusitis with nasal polyps, a Phase 2b study for patients with chronic spontaneous urticaria, and Phase 2 study for patients with chronic obstructive pulmonary disease. TEZSPIRE was granted Orphan Drug Designation⁽³⁾ by the FDA for the treatment of eosinophilic esophagitis.
- For **Otezla** (our medicine approved for the treatment of moderate-to-severe plaque psoriasis in the U.S.), based on our successful execution of the ADVANCE study, at the end of 2021 we received a label expansion from the FDA that allows Otezla to be used in the treatment of plaque psoriasis across all severities (including mild, moderate, and severe).
- We entered into a collaboration with **Kyowa Kirin Co. Ltd.** to develop and commercialize **AMG 451**, a Phase 3-ready first-in-class asset in development for the treatment of atopic dermatitis, with potential in other autoimmune diseases.
- **ABP 654** (biosimilar ustekinumab (STELARA)), a monoclonal antibody that inhibits IL-12 and IL-23, advanced into Phase 3 development.

⁽¹⁾ For information regarding our significant pipeline advancements, please refer to our Form 10-K for the year ended December 31, 2021.

⁽²⁾ A Breakthrough Therapy Designation is designed to expedite the development and regulatory review of medicines that may demonstrate substantial improvement on a clinically significant endpoint over available medicines.

⁽³⁾ The Orphan Drug Designation program provides orphan status to drugs and biologics intended for the treatment, prevention, or diagnosis of a rare disease or condition.

Cardiovascular:

- For **Olpasiran (AMG 890)**, a small interfering RNA (siRNA) that lowers lipoprotein(a) being investigated for the treatment of atherosclerotic cardiovascular disease, we executed on key clinical milestones for a Phase 2b study.
- For **Repatha** (our medicine approved to help patients lower bad cholesterol and reduce their risks of heart attack and stroke), we executed on key clinical milestones for VESALIUS-CV, a large Phase 3 cardiovascular outcomes study of patients with high cardiovascular risk without prior myocardial infarction or stroke.

3. We delivered on our annual priorities.

a. We successfully delivered on our environmental, social, and governance goal.

- To support our environmental sustainability 2027 targets, we established a Company-wide environmental goal to develop additional processes and capabilities in this area and successfully delivered, on an accelerated basis, the following tools, governance, and resources:
 - Annual auditable and verifiable conservation targets for the years 2021-2027;
 - Governance bodies and processes approved and established to oversee, develop, execute, and monitor these annual targets; and
 - Teams assembled and operating in accordance with charters approved by the governance bodies to further support activities necessary to achieve the conservation targets.

Our Environmental Sustainability 2027 Targets

- Achieve carbon neutrality;⁽¹⁾
- Reduce water consumed by 40%;⁽¹⁾ and
- Reduce waste disposed by 75%.⁽¹⁾

- To tangibly deepen and drive the Company's diversity, inclusion and belonging activities enterprise-wide and actively communicate our culture of belonging to all staff, we established a diversity, inclusion, and belonging goal for all leaders at executive director levels and above to establish, document, and execute diversity, inclusion, and belonging action plans and over 80% of our leaders delivered and executed on such plans in 2021.

b. We successfully achieved our digital transformation goal.

To drive further efficiencies and speed throughout the drug discovery, development, manufacturing, and marketing efforts, we established a digital transformation goal to leverage digitization across our infrastructure and operations. For 2021, each function was challenged to establish digital value creation roadmaps to navigate and monitor the progress of its

digital transformation journey to support greater efficiency and speed in its activities and operations. Eight value creation roadmaps across our operations were established in 2021 with governance activities to simplify and automate our approach to our business as we work towards achieving maximum effectiveness and enable speed.

We delivered on additional strategic priorities.

Manufacturing Excellence

- We have successfully operated our manufacturing facility employing a smaller footprint and reduced environmental impact in Singapore since its licensure in 2017. This success, along with U.S. corporation tax incentives to invest in innovation and advanced technologies, led to our building a second such plant in the U.S. in Rhode Island. These biomanufacturing plants have a smaller manufacturing footprint and reduce environmental impact, including reducing consumption of water and energy and lower levels of carbon emissions. They also can be built in less time than traditional plants and have lower operating costs.

- **U.S. Biomanufacturing Facility.** Our Rhode Island biomanufacturing plant, approved by the FDA in January 2022, employs our innovative technologies, and creates a substantial number of additional highly skilled manufacturing positions in the U.S. This plant expands our capacity to support volume growth, while also delivering environmental and cost efficiencies.

- **Investment in Two Additional U.S. Facilities.** In 2021, we announced our plans to invest approximately \$1 billion to build two new environmentally friendly U.S. facilities to meet the demands for our medicines.

- Product assembly and packaging plant in Ohio and multi-product drug substance manufacturing plant in North Carolina.

- Both facilities will utilize cutting edge technologies to be much more efficient and environmentally friendly than traditional plants, supporting our 2027 carbon neutrality targets. We expect to bring hundreds of full-time jobs to these regions while expanding our access to diverse talent.

Branded Biosimilars

- Our branded biosimilars are fully integrated with, and supported by, our biologic development, manufacturing and global commercial operations capabilities.

- We use the same development and manufacturing processes, scientific standards, quality systems, and supply chain for our biosimilars as we do for our innovator biologics.

- The same global commercial team members who have been talking with providers on our proprietary branded portfolio also represent our branded biosimilars beginning at launch and are able to help providers and patients with the transition from a branded product to a biosimilar.

⁽¹⁾ Carbon neutrality goal refers to Scope 1 and 2 emissions. Reductions take into account only verified reduction projections, and do not take into account changes associated with the contraction or expansion of the Company and are measured against a 2019 baseline.

- With our high quality branded biosimilars, we provide expanded access to important medicines for patients, offering more affordable options, and deliver volume-based sales in our therapeutic areas.
- We have 11 biosimilars in our current portfolio, five that have been approved in the U.S., three in the EU, and three in Phase 3 development.

Performance Under Our Long-Term Incentive Program

Our LTI compensation plan is tied directly to our stock performance and key annual operational metrics and aligns with long-term value creation for our stockholders.

80% of our annual LTI equity award grants are performance-based, aligning compensation with long-term value creation for our stockholders. Performance units comprise 50% of our annual LTI equity award grants. The goal design and all measurement targets are established at the beginning of each three-year performance period and, for the 2019-2021 performance period, were earned based on our performance as measured against these pre-established annual targets for the equally weighted non-GAAP operating measures of earnings per share, or EPS, growth and return on invested capital, or ROIC, with a TSR modifier of +/-30 percentage points. ROIC was included as a

measure and rigorous targets were set to reflect our ongoing focus on remaining operationally disciplined in our management of our capital. However, during this performance period, we took advantage of several important acquisition opportunities, including Otezla, Five Prime Therapeutics, and Teneobio, that we believed were important to the support of the Company's business and longer-term performance, but that would have an impact on our ROIC for this performance period. As a consequence, despite our strong three-year average EPS growth (112.4%) at the end of the 2019-2021 performance period, our ROIC operating measure performance was below target (70.8%) and, when both measures were averaged, the result was a total operating measures score of 91.6%.

Target TSR performance over the three-year performance period is set at the 50th percentile relative to the Standard & Poor's 500 Index, or S&P 500. For relative TSR performance below the 50th percentile, there is a reduction in the total percentage of performance units earned for the performance period. Our TSR performance ranking relative to the TSRs of the companies in the S&P 500 for the three-year performance period ranked at the 46th percentile of S&P 500 companies and resulted in a TSR modifier for the 2019-2021 performance period of -4.8 percentage points for a payout of 86.8% of performance units granted. A detailed depiction of our performance under these operating measures and the resulting calculation is on the next page.

2019-2021 Performance Period Goal Design and Award Calculation

All operating measures and goals were established at the beginning of the three-year performance period and no alterations were made to respond to changing business conditions (i.e., the occurrence or challenges of the pandemic).

The Compensation Committee constructed the 2019-2021 performance period (January 1, 2019 to December 31, 2021) design with two non-GAAP operating measures of EPS growth and ROIC weighted equally in each year (one-half per measure). All operating measures and goals were established at the beginning of the 2019-2021 performance period. The Compensation Committee retained the same general performance award goal design as for the 2018-2020 performance period, including the requirement that the TSR modifier cannot exceed target (100%) regardless of our relative TSR performance if our absolute TSR over the performance period is less than zero.


2021 Operating Measures and Performance for the 2019-2021 Performance Period

	Non-GAAP ⁽¹⁾ Operating Measures	Minimum (30%)	Low (90%)	Target (100%)	High (110%)	Maximum (170%)	2021 Actual Performance
2021 Targets	EPS Growth (\$)	≤\$8.00	\$11.00	\$15.32 (\$17.69 actual)	\$19.00	≥\$22.00	106.4%
	ROIC (%)	≤27% (26.5% actual)	33%	41%	49%	≥55%	30.0%
							68.2%

2019-2021 Operating Measures Score (Operating Measure Percentages 30 – 170% with linear interpolation along the payout curve)				
Operating Measure Percentages are Equally Weighted for Each of the Three Years				
Non-GAAP ⁽¹⁾ Operating Measures	2019 ⁽²⁾	2020 ⁽²⁾	2021	2019-2021 Average Operating Measures
EPS Growth (\$)	108.8% (\$14.82)	122.0% (\$16.60)	106.4% (\$17.69)	112.4%
ROIC (%)	92.2% (30.8%)	90.1% (27.1%)	30.0% (26.5%)	70.8%
	100.5%	106.0%	68.2%	91.6%

2019-2021 S&P 500 Relative TSR ⁽³⁾ Modifier	
Payout for Performance Relative to S&P 500 TSR Percentage	
Amgen TSR ≥ 75 th percentile = 30% (Maximum)	Amgen percentile ranking of 46 th percentile resulted in -4.8% score
Amgen TSR = 50 th percentile [†] = 0% (Target)	
Amgen TSR ≤ 25 th percentile = -30% (Minimum)	

[†] If Amgen's TSR is less than 0, the relative TSR modifier can be no greater than 0% (target).



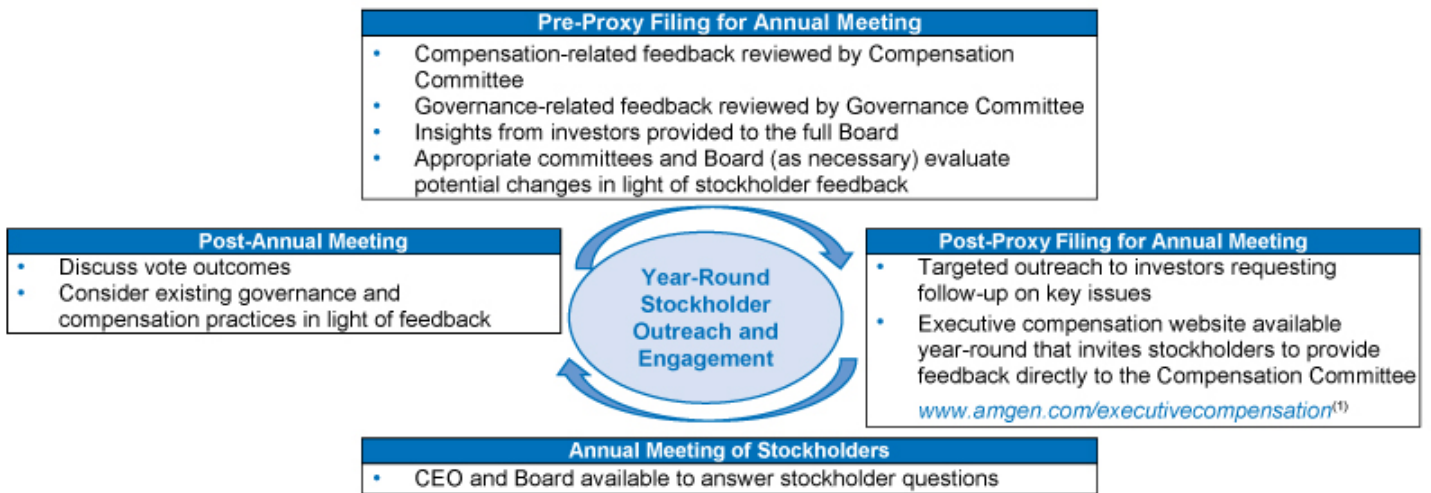
- (1) The non-GAAP operating measures (EPS growth and ROIC) with respect to the 2019-2021 performance period are as reported and reconciled in **Appendix B**, except that operating measures for 2021 performance were further adjusted to include the impacts of gains on equity investments as prescribed by the 2019-2021 performance goals document. For this purpose, non-GAAP net income was increased by \$338 million, or \$0.59 per share and the tax rate used to calculate ROIC was adjusted accordingly to approximately 13.1%, resulting in a 0.1% reduction in ROIC.
- (2) Our targets for our 2019 and 2020 performance were disclosed under the 2019-2021 performance goals in our 2020 proxy statement filed with the Securities and Exchange Commission, or SEC, on April 7, 2020 and the 2021 Proxy Statement filed with the SEC on April 6, 2021, respectively.
- (3) TSR Measurement Points = average daily closing price of stock for the first 20 trading days beginning on the grant date and the last 20 trading days of the performance period.

Positive 2021 Say on Pay Vote Outcome and Compensation Design Changes in Response to 2021 Stockholder Input

In 2021, we received 93% stockholder support on our say on pay advisory vote. Our directors and management recognize the benefits from robust dialogue with our stockholders and we have engaged consistently in broad, direct, governance-focused stockholder outreach since 2011. Consistent with prior years' practices, since our 2021 annual meeting of stockholders, we have engaged in governance-focused outreach activities and discussions with stockholders comprising approximately 52% of our outstanding shares. In addition to

these governance-focused outreach activities, we have more than doubled our participation in investor events and engagement sessions since 2017.

We will continue to solicit the perspectives of our investors and share such perspectives with our Board. Among other topics, we invite dialogue with our stockholders regarding compensation best practices and policy issues to help inform our compensation program review process.



Feedback From Our Stockholders and Responsive Actions Taken by Our Board

In 2021, stockholders asked questions about our response to COVID-19 and ESG issues. The predominant feedback from investors with respect to our compensation and governance practices was that they are satisfied with our compensation program and governance practices.

Stockholder feedback is delivered to our Board. We will continue to engage with our stockholders to be sure we understand and address any concerns.

Examples of Actions Taken By the Board in Response to Stockholder Feedback

Expanded and enhanced a number of our disclosures, including:

- Board gender and racial/ethnic diversity;
- Data from our annual Consolidated EEO-1 Report;⁽²⁾
- Mapping our ESG reporting to the SASB⁽³⁾ standards for our industry;
- Drug pricing practices; and
- Alignment of compensation program with strategic priorities.

(1) Reference to our website is not intended to function as a hyperlink and the information contained on our website is not intended to be part of this proxy statement.
 (2) Beginning with our Consolidated EEO-1 Report filed in 2021.
 (3) Sustainability Accounting Standards Board.

Long-Term Incentive Equity Award Design in 2021

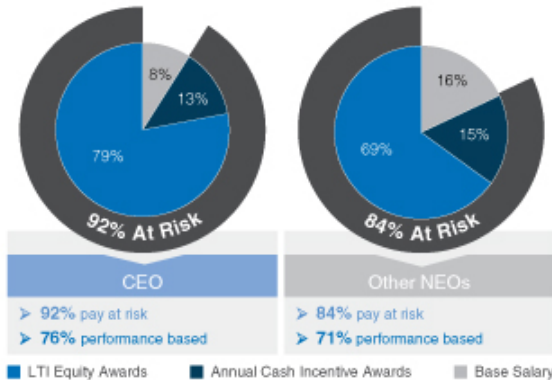
In December 2020 and March 2021, the Compensation Committee reviewed, evaluated, and established a performance award goal design for the 2021-2023 performance period (January 1, 2021 to December 31, 2023) with input from management and FW Cook, to reflect stockholder discussions and continue to drive operating performance and financial discipline. For the 2021-2023 performance period, the Compensation Committee retained the same performance award goal design as that of the 2020-2022 performance period with the non-GAAP operating measures of EPS and ROIC weighted equally in each year measured against targets and goals pre-established at the beginning of the three-year performance period for each year of the performance period. The Compensation Committee selected non-GAAP

EPS to drive delivery of value to stockholders and ROIC to reflect our ongoing focus on remaining operationally disciplined in our management of our capital. The Compensation Committee also retained the TSR modifier of +/-30 percentage points and the requirement that the TSR modifier cannot exceed target (100%) regardless of our relative TSR performance if our absolute TSR over the performance period is less than zero. This requirement ensures a stronger tie to stockholders' interests and investment experience in a challenging market. A detailed depiction of the 2021-2023 performance period goal design can be found in "Elements of Compensation and Specific Compensation Decisions—2021-2023 Performance Period Goal Design and Award Calculation."

Our 2021 Compensation Program Highlights and Objectives

Total Target Direct Compensation Focuses on “At Risk” Compensation
(92% for our CEO and 84% for our other NEOs)

2021 Total Target Direct Compensation Mix



Purpose

LTI Equity Awards

- Provide a direct link to the creation of stockholder value and execution of our strategy.
- Align NEOs' interests with stockholders.
- Foster long-term focus and retention.

Annual Cash Incentive Awards

- Our Compensation Committee annually approves Company performance goals that are designed to focus and align all staff members on delivering on our financial performance and operational objectives to support our strategic priorities to drive the execution of our strategy in the near- and longer-term.
- NEO performance is measured against these pre-established Company performance goals.
- Designed to motivate NEOs to meet or exceed our Company performance goals to drive performance and position us for longer-term success via our strategy.

Base Salary

- Provides a degree of financial certainty that helps us retain talent.
- Recognizes competitive market conditions and/or rewards individual performance through periodic increases.

LTI Equity Award Allocation

50%

Performance Units

- Rights to earn shares of our Common Stock.
- Performance goals established at the beginning of each three-year period of the performance award program.
- Number of performance units earned is determined by our performance as measured against these pre-established performance goals at the end of the three-year performance period.
- No guarantee of any value realized from the grants; earned only if the specific performance goals are achieved over the performance period.

30%

Stock Options*

Aligned with stockholder interests as they only have value if the Company's stock price increases after grant.

20%

Restricted Stock Units*

Designed to encourage retention and long-term value creation.

80%
Performance Based

*Vesting: Stock options and RSUs generally vest over four years in three approximately equal installments on the second, third, and fourth anniversaries of the grant date. The delay in the commencement of vesting further emphasizes the long-term performance focus of our LTI equity award program and enhances retention.

The preceding pie charts are calculated using (i) the “Salary” column from the “Summary Compensation Table” in our Executive Compensation Tables; (ii) the target annual cash incentive award in the “Estimated Possible Payouts Under Non-Equity Incentive Plan Awards – Target” column in the table in footnote 2 to the “Grants of Plan-Based Awards” table in our Executive Compensation Tables; and (iii) the grant date fair value of annual grants of performance units, RSUs and stock options in the “Grant Date Fair Value of Stock and Option Awards” column of the “Grants of Plan-Based Awards” table in our Executive Compensation Tables.

How Compensation Decisions Are Made For Our Named Executive Officers



Roles and Responsibilities

Compensation Committee

Board Committee composed solely of independent directors

- Oversees the development and effective succession planning of our CEO and other members of Senior Management.
- Evaluates the performance of our CEO within the context of the financial and operational performance of the Company.
- Determines and approves compensation packages for our CEO, other NEOs, Executive Vice Presidents, Senior Vice Presidents, and Section 16 officers (collectively, "Senior Management").
- Reviews and approves compensation programs in which our NEOs participate.
- Oversees the Board's relationship with, and response to, stockholders on executive compensation matters.
- Exercises the sole authority to select, retain, replace, and/or obtain advice from independent compensation consultants, legal counsel, and other outside advisors.

Consultant to the Compensation Committee

Frederic W. Cook & Co., Inc., independent consultant to, and retained directly by, the Compensation Committee

- Regularly attends Compensation Committee meetings, including meeting in executive session with the Compensation Committee.
- Provides advice and studies on the appropriateness and competitiveness of:
 - our compensation program relative to market practice for our NEO compensation;
 - our equity programs; and
 - the selection of our peer group.
- Consults, advises, and makes recommendations, when requested, on executive compensation trends and developments, various compensation matters and compensation program designs and practices to support our business strategy and objectives.
- Coordinates and reviews the appropriateness of market data compiled by management.
- At the direction of the Compensation Committee, works with management to assess the potential risks arising from our compensation policies and practices.

CEO

Assisted by the Executive Vice President, Human Resources and other Company staff members

- Conducts performance reviews of the other NEOs and makes recommendations to the Compensation Committee with respect to compensation of other members of Senior Management.
- Provides recommendations on the development of and succession planning for the members of Senior Management.

Our Values

The Amgen Values, formalized in 1996, guide how we execute on our strategy, conduct our business, and what we reward.

- Be science-based;
- Compete intensely and win;
- Create value for patients, staff, and stockholders;
- Be ethical;
- Trust and respect each other;
- Ensure quality;
- Work in teams; and
- Collaborate, communicate, and be accountable.

Annual performance reviews for all staff members are designed to weight equally what was accomplished as well as how it was accomplished in accordance with the Amgen Values

Retaining and Attracting Executive Talent

The Compensation Committee recognizes the unique demands of our industry, including its complex regulatory and reimbursement environment, and the challenges of running an enterprise focused on the discovery, development, manufacture, and commercialization of biologic medicines to address serious illness. The Compensation Committee believes that these unique demands require executive talent that has significant industry experience as well as, for certain key functions, specific scientific expertise to oversee research and development activities and the complex manufacturing requirements of biologic products. Further, the Compensation Committee believes that these very particular skills and capabilities limit the pool of talent from which we can recruit and also cause our employees to be highly valued and sought after in our industry.

Use of Independent Compensation Committee Consultant

For 2021, to assist the Compensation Committee in its review and determination of executive compensation, the Compensation Committee retained and directed the nature of the activity between FW Cook, an independent consultant, and management. George B. Paulin, the Chairman of FW Cook, worked directly with the Compensation Committee until his retirement from FW Cook in May 2021, after which

Cimi Silverberg, Managing Director of FW Cook, worked directly with the Compensation Committee in the role of its independent consultant and undertaking the responsibilities previously described in “How Compensation Decisions Are Made For Our Named Executive Officers” and, in 2021, including providing advice and consultation regarding regulatory updates, selection of our peer group, and market competitiveness of our executive compensation programs. The Company did not engage FW Cook for any other services at the Company in 2021.

On an annual basis, FW Cook reviews our peer group with the Compensation Committee to determine whether the peer group remains appropriate. In July 2021, FW Cook recommended the continued use of the objective criteria previously established and to make no changes to the peer group and that the non-U.S. peer group companies be given a lower weighting than U.S. peer group companies to recognize that the non-U.S. peers reflect differences in law and governance practices. Based, in part, on these recommendations from FW Cook, as well as a review of the objective criteria, the Compensation Committee determined that this peer group, composed of 14 companies (nine of which are based in the U.S.) remains appropriate.

How We Establish Our Peer Group

2021 Peer Group Companies	
We focus on biotechnology and pharmaceutical companies with which we compete for executive talent.	
Objective Criteria Considered	2021 Peer Group (Companies in blue also list Amgen as a peer)
<ul style="list-style-type: none"> • GICS codes of biotechnology (352010) and pharmaceuticals (352020); • 12-month average market capitalization between 0.25 and 4.0x that of Amgen's average market capitalization for the same period;(1) • Trailing four-quarter revenues between 0.25 and 4.0x that of Amgen's revenues;(1) • Non-U.S. peers limited to those commonly identified as a "peer of peers"; • Competitors for executive talent; • Companies of comparable scope and complexity; • Competitors for equity investor capital; • Companies that identify us as their direct peer; and • Companies with similar pay practices. 	<ul style="list-style-type: none"> • AbbVie Inc. • AstraZeneca plc • Biogen Inc. • Bristol-Myers Squibb Company • Eli Lilly and Company • Gilead Sciences, Inc. • GlaxoSmithKline plc • Johnson & Johnson • Merck & Co., Inc. • Novartis AG • Pfizer Inc. • Regeneron Pharmaceuticals, Inc. • Roche Holding AG • Sanofi S.A.

(1) For purposes of the 2021 peer group analyses:

	Market Capitalization ^(a)	Revenues ^(b)
Amgen	\$140 billion	\$25 billion
Relative Peer Group Position	2 nd quartile	1 st quartile

(a) Represents the 12-month average market capitalization as of May 31, 2021.

(b) Represents revenues for the trailing four quarters ended March 31, 2021. Revenues for GlaxoSmithKline plc, Roche Holding AG, and Sanofi S.A. were converted into U.S. dollars using Standard & Poor's Capital IQ.

Peer Group Data Sources

Our primary data sources for evaluating all elements of compensation for our CEO is data compiled by FW Cook from SEC filings of our peer group, including for the 25th, 50th, and 75th percentiles of the specific compensation elements paid to CEOs in our peer group. For our other NEOs, our primary data sources for evaluating all elements of compensation are the Willis Towers Watson Pharmaceutical Human Resources Association Executive Compensation Survey, or PHS Survey, which provides peer company data, augmented by available data from proxy statements filed with the SEC for companies in our peer group. Our Executive Vice President, Global Commercial Operations role is well-matched in the PHS Survey. However, this role is not consistently well-represented in the peer group proxy statements and, as a result, to reflect the scope and criticality of the role, is instead benchmarked to the second highest paid named executive officer in such filings.

Further, as a result of our single business unit structure, our Executive Vice President, Operations role is not well-matched in either the PHS Survey or the peer group proxy statements as this role at our Company oversees a significantly broader scope of responsibilities. Due to this lack of comparability, the compensation for our Executive Vice President, Operations is compared to that of our other Executive Vice President roles that are generally similar in size and scope. Based on this data (to the extent applicable), the Compensation Committee is presented with a comparison of each NEO on a position or pay rank basis with an analysis of each element of direct compensation for such NEO at the 50th and 75th percentile of the peer group. Because PHS Survey and proxy statement data is only available for the previous calendar year, consistent with generally accepted practice, base pay data is aged forward to the current year based on expected salary movement. Annual cash incentive award and LTI equity award market data are not adjusted for aging.

The “Market Median,” as applicable, is determined for our CEO and our other NEOs based on the prior year’s compensation and is reviewed by the Compensation Committee to inform compensation decisions made in March of each year as follows:

Market Median	
CEO (compiled by FW Cook)	Other NEOs
<ul style="list-style-type: none"> 50th percentile of each compensation element paid to CEOs in our peer group in the previous year as reported in applicable proxy statements. 	<ul style="list-style-type: none"> Average of the 50th percentile of each compensation element of our peer group from the PHS Survey and proxy statements for the previous year (with base pay data aged forward to the current year) modified for the Executive Vice President, Global Commercial Operations and Executive Vice President, Operations roles as described above.

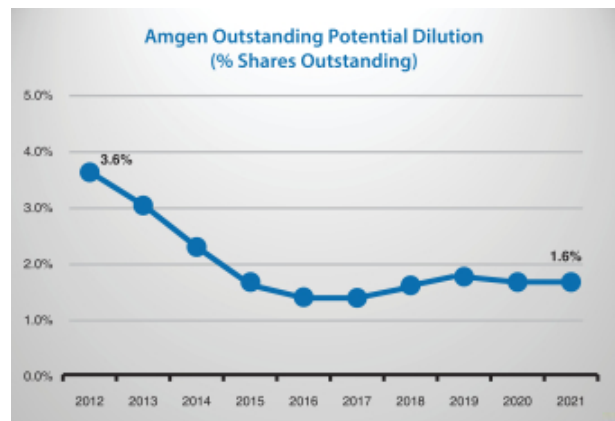
Elements of Compensation and Specific Compensation Decisions

Described below are our three primary elements of executive compensation in order of magnitude: LTI equity awards; annual cash incentive awards; and base salaries.

Long-Term Incentive Equity Awards

Our compensation program aims to achieve the appropriate balance of compensation elements relative to the responsibilities of our staff members, with the result that the largest proportion of compensation for our CEO and the other NEOs is in the form of LTI equity awards that are risk-based and closely aligned with the creation of long-term stockholder value. For 2021, equity-based compensation represents 79% of our CEO’s target compensation and 69% of target compensation for our other NEOs, and 50% of annual equity awards are in the form of long-term performance units. In addition, while being mindful of stockholder dilution (see below), we also grant LTI equity awards each year to nearly all of our staff members worldwide to increase staff awareness of how our performance impacts stockholder value. We believe that our practice of granting equity-based compensation broadly has been a significant factor in advancing our strategic priorities by aligning all of our staff members’ (including our NEOs’) interests with those of our stockholders, rewarding execution of our strategy, fostering long-term focus, and enhancing retention.

available data and consider internal equity.) As illustrated, the resulting dilutive effect has been maintained at a generally consistent level over the past seven years after being significantly reduced between 2012 and 2015.

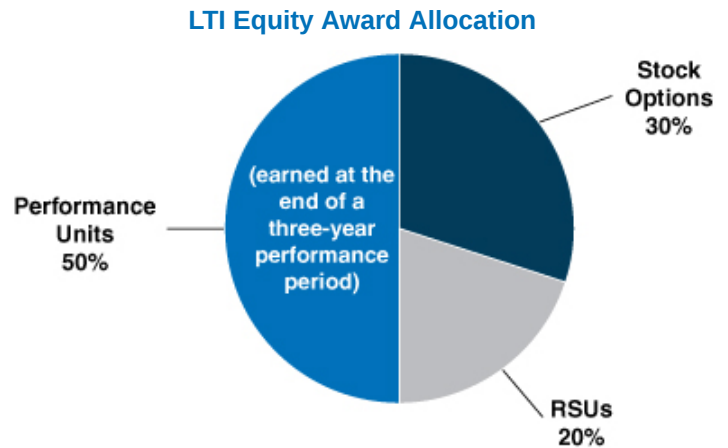


We Continue to Exercise Discipline in the Grant of Long-Term Incentive Equity Awards—Monitoring Dilution and Annual Equity Usage

Our Compensation Committee balances the use of equity to align staff members with our stockholders while striving to limit stockholder dilution to that amount which investors would expect to experience with members of our peer group. Annually, LTI equity award grant guidelines are established for each Company job level targeting the 50th percentile of our peer group for levels for which equity data is broadly available, setting an annual LTI equity award budget at approximately the 50th percentile of our peer group, and reviewing the Shareholder Value Transfer (SVT) associated with the proposed aggregate LTI equity award grants to ensure that our SVT is aligned with our peer group practices. (For certain lower job levels where data is not as comprehensive, we have developed guidelines that trend in-line with

Long-Term Incentive Equity Award Mix

As part of its annual evaluation of our LTI equity award practices, the Compensation Committee reviewed our LTI equity award mix with FW Cook and elected to maintain the previous year's LTI equity award allocation for 2021 given its pay-for-performance alignment. As such, 80% of our annual equity award value continued to be delivered as performance-based LTI equity awards consisting of performance units (50%) and stock options (30%). Time-vested RSUs, designed to foster retention, continued to comprise the remaining 20% of equity value. Both our stock options and RSUs generally vest over four years (with no vesting in the first year and vesting in three approximately equal annual installments on the second, third, and fourth anniversaries of the grant date). The delay in the commencement of vesting furthers the longer-term performance emphasis of our LTI equity award program and enhances retention.



Value of 2021 Annual Long-Term Incentive Equity Awards

Based on a review of Company and executive performance and market data, the Compensation Committee determined to grant the following annual LTI equity award grant values to our CEO and the other NEOs in March 2021, with an effective grant date of April 30, 2021, the third business day after the announcement of our first quarter 2021 earnings results in accordance with our equity grant policy.

Named Executive Officer	Performance Units ⁽¹⁾ (\$)	Stock Options (\$)	Restricted Stock Units (\$)	Total Equity Value Granted (\$)	2020 Market Median ⁽²⁾ (\$)	Difference vs. Market Median Over/(Under) (%)
Robert A. Bradway	7,956,250	4,773,750	3,182,500	15,912,500	11,567,000	37.6
Murdo Gordon	2,500,000	1,500,000	1,000,000	5,000,000	3,781,204	32.2
David M. Reese	2,400,000	1,440,000	960,000	4,800,000	3,978,254	20.7
Peter Griffith	2,000,000	1,200,000	800,000	4,000,000	3,364,661	18.9
Esteban Santos ⁽³⁾	2,375,000	1,425,000	950,000	4,750,000	n/a	n/a

- (1) The 2021-2023 performance period runs from January 1, 2021 through December 31, 2023.
- (2) For more information regarding the determination of the Market Median, see "How Compensation Decisions Are Made For Our Named Executive Officers—Peer Group Data Sources" previously discussed.
- (3) As previously discussed under "How Compensation Decisions Are Made For Our Named Executive Officers—Peer Group Data Sources," no comparable market data is available for Mr. Santos and his LTI equity award value was established using comparisons to the values granted to our other Executive Vice President roles.

Based on the Compensation Committee's review of the market data in March 2021, the Compensation Committee approved an increase in Mr. Bradway's LTI equity award value from \$14.4 million to \$15.9 million to recognize his successful leadership of the Company during the pandemic, as well as of the accelerated Otezla integration, the successful execution of the BeiGene, Ltd. collaboration, and the advancement of new approaches to the business' activities that support the long-term growth of the Company. The Compensation Committee approved increased LTI equity award grant values for Mr. Gordon (from \$4.1 million to \$5 million), Dr. Reese (from \$4.1 million to \$4.8 million), and Mr. Santos (from \$4 million to \$4.75 million) to recognize their successful leadership of their respective functions during the

pandemic, as well as of the strong execution of the accelerated integration of Otezla in 2020 following its acquisition in late 2019, the BeiGene collaboration established in 2020, and activities to enable the Company's long-term growth. As 2020 was Mr. Griffith's first year in the Chief Financial Officer role, while recognizing the breadth and importance of Mr. Griffith's contributions to the Company's performance during a global pandemic, Mr. Griffith's LTI equity award value was maintained at \$4 million. The Compensation Committee concluded that the LTI equity award values granted to our NEOs were appropriate because they recognize and reward strong execution by our executives with compensation that is substantially "at-risk," performance-based, and focused on the longer term.

Performance Award Program 2019-2021 Performance Period Performance Units Earned

For the last operating year of our 2019-2021 performance period, our 2021 EPS performance earned 106.4% of target and 2021 ROIC performance earned 30% of target, resulting in 2021 performance of 68.2% of target on these non-GAAP operating measures. Our performance with respect to our non-GAAP operating measures for each year of the performance period resulted in 100.5% earned for 2019, 106% earned for 2020, and 68.2% earned for 2021. These annual operating measure percentage calculations were then averaged for a total operating measures score of 91.6% for the three-year performance period. Based on our TSR ranking of the 46th percentile relative to the TSRs of the companies in the S&P 500, the total operating measures score of 91.6% was decreased by 4.8 percentage points, resulting in a payout of 86.8% of target performance units granted. For the 2019-2021 performance period, this payout percentage resulted in the following number of shares of Common Stock being earned. Each earned performance unit converted to one share of Common Stock upon the payout date of March 18, 2022. For additional information on the specific targets and actual performance and calculation of amounts earned, see the detailed description of the 2019-2021 performance period previously discussed on page 49.

Named Executive Officer	Performance Units Value Granted (Target) (\$)	Number of Performance Units Granted (#)	Number of Shares of our Common Stock Earned ⁽¹⁾ (#)
Robert A. Bradway	7,000,000	37,154	35,257
Murdo Gordon	2,000,000	10,615	10,073
David M. Reese	2,000,000	10,615	10,073
Peter Griffith ⁽²⁾	n/a	n/a	n/a
Esteban Santos	1,750,000	9,288	8,813

⁽¹⁾ Includes dividend equivalents earned on these amounts rounded down to the nearest whole number of shares (excluding fractional shares paid in cash).

⁽²⁾ Mr. Griffith commenced employment with the Company in late 2019. For a full description of the new-hire LTI equity awards granted to Mr. Griffith in connection with the commencement of his employment, see the subsection "Non-Direct Compensation and Payouts in Certain Circumstances—*Change of Control Benefits and Offer Letter with Limited Severance Benefits—Offer Letter—Mr. Griffith*" below.

2020-2022 Performance Period Goal Design and Award Calculation

All operating measures and goals were established at the beginning of the three-year performance period and no alterations were made to respond to changing business conditions (i.e., the occurrence or challenges of the pandemic).

The Compensation Committee constructed the 2020-2022 performance period (January 1, 2020 to December 31, 2022) design retaining the same two operating measures as the 2019-2021 performance period of non-GAAP EPS growth and ROIC weighted equally in each year (one-half per measure) and relative TSR modifier (+/-30 percentage points). The TSR modifier cannot exceed target (100%) regardless of our relative TSR performance if our absolute TSR over the performance period is less than zero. Our performance under these operating measures for 2021 yielded 113.2% of target earned.

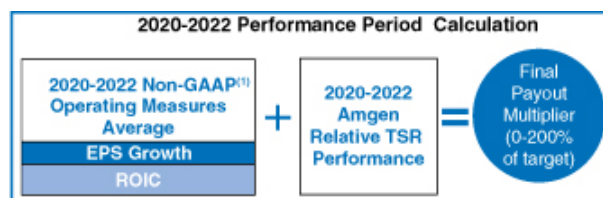
2021 Operating Measures and Performance for the 2020-2022 Performance Period

	Non-GAAP ⁽¹⁾ Operating Measures	Minimum (30%)	Low (80%)	Target (100%)	High (120%)	Maximum (170%)	2021 Performance
2021 Targets	EPS Growth (\$)	≤\$9.00	\$11.00	\$15.25	\$17.50	≥\$19.25	125.4%
					(\$17.69 actual)		
	ROIC ⁽²⁾ (%)	≤15%	17%	22%	25%	≥27%	100.9%
				(22.1% actual)			
							113.2%

2020-2022 Operating Measures Score (Operating Measure Percentages 30 – 170% with linear interpolation along the payout curve)				
Operating Measure Percentages are Equally Weighted for Each of the Three Years				
Non-GAAP ⁽¹⁾⁽²⁾ Operating Measures	2020 ⁽³⁾	2021	2022	2020-2022 Average Operating Measures
EPS Growth (\$)	155.7% (\$16.60)	125.4% (\$17.69)	Pre-established and to be disclosed ⁽⁴⁾	TBD
ROIC ⁽²⁾ (%)	85.8% (20.4%)	100.9% (22.1%)		TBD
	120.8%	113.2%	TBD	TBD

2020-2022 S&P 500 Relative TSR ⁽⁵⁾ Modifier
Payout for Performance Relative to S&P 500 TSR Percentage
Amgen TSR ≥ 75 th percentile = 30% (Maximum)
Amgen TSR = 50 th percentile = 0% (Target)
Amgen TSR ≤ 25 th percentile = -30% (Minimum)

† If Amgen's TSR is less than 0, the relative TSR modifier can be no greater than 0% (target).



- (1) The 2020 and 2021 non-GAAP operating measures (EPS growth and ROIC) with respect to the 2020-2022 performance period are as reported and reconciled in **Appendix B**, except that operating measures were further adjusted to include the impacts of gains on equity investments as prescribed by the 2020-2022 performance goals document. For this purpose, non-GAAP net income was increased by \$338 million, or \$0.59 per share and the tax rate used to calculate ROIC was adjusted accordingly to approximately 13.1%, resulting in a 0.1% reduction in ROIC.
- (2) For the 2020-2022 performance period ROIC includes cash in invested capital to better align with our strategic priority of "Innovative Medicines" (which contemplates pursuit of innovation both internally and externally) by removing potential disincentives for acquisitions that could yield innovative medicines and drive shareholder value.
- (3) Our targets for our 2020 Performance were disclosed under the 2020-2022 Performance Goals in our 2021 Proxy Statement filed with the SEC on April 6, 2021.
- (4) 2022 targets are pre-established, but are not being disclosed at this time as they are competitively sensitive.
- (5) TSR Measurement Points = average daily closing price of stock for the first 20 trading days beginning on the grant date and the last 20 trading days of the performance period.

2021-2023 Performance Period Goal Design and Award Calculation

All operating measures and goals were established at the beginning of the three-year performance period and no alterations were made to respond to changing business conditions (i.e., the challenges of the pandemic).

The Compensation Committee constructed the 2021-2023 performance period (January 1, 2021 to December 31, 2023) design with the same two operating measures as the 2019-2021 and 2020-2022 performance periods of non-GAAP EPS growth and ROIC weighted equally in each year (one-half per measure) and relative TSR modifier (+/-30 percentage points). The TSR modifier cannot exceed target (100%) regardless of our relative TSR performance if our absolute TSR over the performance period is less than zero. Our performance under these operating measures for 2021 yielded 111.6% of target earned.

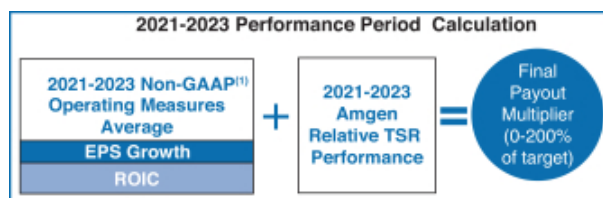
2021 Operating Measures and Performance for the 2021-2023 Performance Period

	Non-GAAP ⁽¹⁾ Operating Measures	Minimum (30%)	Low (80%)	Target (100%)	High (120%)	Maximum (170%)	2021 Performance
2021 Targets	EPS Growth (\$)	≤\$14.00	\$16.00	\$16.50	\$17.00	≥\$18.00	125.5%
					(\$17.11 actual)		
	ROIC ⁽²⁾ (%)	≤18%	20%	22.5%	24%	≥26%	97.7%
			(22.2% actual)				
							111.6%

2021-2023 Operating Measures Score (Operating Measure Percentages 30 – 170% with linear interpolation along the payout curve)				
Operating Measure Percentages are Equally Weighted for Each of the Three Years				
Non-GAAP ⁽¹⁾⁽²⁾ Operating Measures	2021	2022	2023	2021-2023 Average Operating Measures
EPS Growth (\$)	125.5% (\$17.11)	Pre-established and to be disclosed ⁽³⁾		TBD
ROIC ⁽²⁾ (%)	97.7% (22.2%)			TBD
	111.6%	TBD	TBD	TBD

2021-2023 S&P 500 Relative TSR ⁽⁴⁾ Modifier
Payout for Performance Relative to S&P 500 TSR Percentage
Amgen TSR ≥ 75 th percentile = 30% (Maximum)
Amgen TSR = 50 th percentile± = 0% (Target)
Amgen TSR ≤ 25 th percentile = -30% (Minimum)

± If Amgen's TSR is less than 0, the relative TSR modifier can be no greater than 0% (target).



(1) The 2021 non-GAAP operating measures (EPS growth and ROIC) with respect to the 2021-2023 performance period are as reported and reconciled in **Appendix B**, except that operating measures were further adjusted to exclude the impact of direct on-going revenues and expenses from the acquisition of TeneoBio, Inc. as prescribed by the 2021-2023 performance goals document. For this purpose, non-GAAP net income was increased by \$5 million, or \$0.01 per share.
 (2) For the 2021-2023 performance period ROIC includes cash in invested capital to better align with our strategic priority of “Innovative Medicines” (which contemplates pursuit of innovation both internally and externally) by removing potential disincentives for acquisitions that could yield innovative medicines and drive shareholder value.
 (3) 2022 and 2023 targets are pre-established, but are not being disclosed at this time as they are competitively sensitive.
 (4) TSR Measurement Points = average daily closing price of stock for the first 20 trading days beginning on the grant date and the last 20 trading days of the performance period.

Performance Award Goal Design for the 2022–2024 Performance Period

As part of its regular review and consideration of the performance award program, the Compensation Committee evaluated potential performance award goal designs for the 2022-2024 performance period (January 1, 2022 to December 31, 2024) with input from management and FW Cook at its December 2021 and March 2022 meetings. Based on such evaluations, the Compensation Committee retained the 2021-2023 performance period goal design as described previously for the 2022-2024 performance period, including the requirement that the TSR modifier could not effect a payout greater than target if our absolute TSR over the performance period was less than zero.

Dividend Equivalents

RSUs and performance units have dividend equivalent rights. Such dividend equivalents are payable only when, and to the extent that, the underlying RSUs and performance units are vested, earned, and converted to shares of Common Stock. The dividend equivalents may be paid in stock (with cash paid for fractional shares) or in cash at the Compensation Committee's election. Stock options do not have dividend equivalent rights.

Plan Minimum Vesting Period of One Year; Actual Minimum Generally Two Years

Mindful of stockholder concerns and best practices, our equity incentive plan requires that at least 95% of all equity awards, including RSUs, restricted stock, stock options, performance awards, and dividend equivalents granted to staff members (including NEOs) will be subject to a minimum vesting period of no less than one year. Our annual stock option and RSU grants generally vest over four years in

three approximately equal annual installments on the second, third, and fourth anniversaries of the grant date. This delayed vesting schedule further underscores the long-term focus of our LTI equity award program and enhances retention of staff members.

Long-Term Incentive Equity Awards Granted to Named Executive Officers in 2022

In March 2022, the Compensation Committee reviewed the LTI equity award grant values proposed to be granted to NEOs in 2022. The Compensation Committee approved an LTI equity award value of the same value (\$15.9 million) for Mr. Bradway in 2022 as it approved in 2021 to recognize his continued successful execution against the Company's strategic priorities, while navigating the ongoing challenges of the pandemic. The Compensation Committee also maintained Mr. Gordon's LTI equity award grant (\$5 million) to recognize Mr. Gordon's successful leadership of his function during the pandemic and strong execution of activities necessary to enable the Company's long-term growth. The Compensation Committee approved LTI equity grant values of \$4.5 million and \$4.2 million for Dr. Reese and Mr. Santos, respectively, for 2022 to recognize their successful leadership of their respective functions. The Compensation Committee approved an increased LTI equity award grant value for Mr. Griffith (from \$4 million to \$4.5 million) in recognition of comparisons to peer group proxy reporting and to align Mr. Griffith closer to the LTI equity award values of other Executive Vice Presidents given his continued successful performance in the role of Chief Financial Officer. The Compensation Committee concluded that the LTI equity award values granted were appropriate because they recognize and reward strong execution by our executives with compensation that is substantially "at risk," performance-based, and focused on the longer-term.

Annual Cash Incentive Awards

Executive Incentive Plan

Annual cash incentive awards to our NEOs are generally made under our stockholder-approved Executive Incentive Plan, or EIP, which employs a formula that establishes a maximum award possible for each participant based on our non-GAAP net income.⁽¹⁾ For 2021, each of our NEOs was a participant in the EIP. This year, as in the past, actual awards under the EIP are determined by the Compensation Committee using its negative discretion under the EIP, with award determinations based on Company performance against the composite final score of the pre-established 2021 Company performance goals. In evaluating and confirming this approach, the Compensation Committee also considers the contributions of each participant's role to our success during the year.

In March 2021, the Compensation Committee determined for the EIP participants, the definition of non-GAAP net income⁽¹⁾, the maximum award payable for each participant, and the target annual cash incentive award opportunities. In addition, the Compensation Committee determined the plan design for the Global Management Incentive Plan, or GMIP, and Global Performance Incentive Plan, or GPIIP, and the 2021 Company performance goals and weightings, and the percentages payable for threshold, target, and maximum performance.

The maximum award under the EIP continued to be expressed as the EIP non-GAAP net income⁽¹⁾ definition and, consistent with past years, was 0.125% for our CEO and 0.075% for each of the other NEOs. As discussed previously, both historically and in 2021, the Compensation Committee has paid well below the maximum award permitted under the EIP based on a practice of exercising negative discretion by using the Company performance goals composite final score under our GMIP

as applied to the participant's target annual cash incentive award opportunity to determine actual awards.

Target Annual Cash Incentive Award Opportunity

After review of market data and consultation with FW Cook, the Compensation Committee determined that the target annual cash incentive award opportunities for our NEOs would remain the same as those of 2020 (150% of base salary for Mr. Bradway and 100% for each of the other NEOs).

2021 Company Performance Goals

While all of the goals measure single-year performance, taken as a whole, they are intended to positively position us for both near- and long-term success, support our strategic priorities, and create stockholder value. The 2021 Company performance goals approved by the Compensation Committee were based on our 2021 budget and forecast at the time of such approval and are discussed on the following page.

For the 2021 Company performance goals, in early March 2021, management recommended, and the Compensation Committee reviewed and concurred with, replacing the "Ensure Successful Integrations and Transactions" and "Fund Innovation Through Productivity" goals with the new annual priorities of "Environmental, Social, and Governance" and "Digital Transformation" to focus our entire Company on activities to establish strong foundations to support achievement of our 2027 environmental sustainability targets and to strengthen and improve the Company's diversity, inclusion, and belonging efforts, and digital transformation activities that enable speed through the drug discovery, development, and market delivery process and, in turn, create value for our stockholders, staff members, and society.

⁽¹⁾ Non-GAAP net income for purposes of the EIP is as reported and reconciled in **Appendix B**.

2021 Company Performance Goals and Results

The table below sets forth the goals established, the weighting of each goal, and our actual performance for 2021. Payouts can range from 0% to a maximum of 225% of target annual cash incentive award opportunity for each metric and the final Company Performance Goals Score cannot exceed 225%. For additional discussion regarding our performance, please see “Aligning Pay With Performance” and “Executing on Our Strategic Priorities While Navigating the Impact of the COVID-19 Pandemic.”

Deliver Results (60% weighting)					Weighted Score Achieved 62.1%
(\$ In Millions)					
These goals are consistent with the fundamental importance of financial performance to us and our stockholders in both the near- and long-term, equally focused on top- and bottom-line growth, and assigned the largest percentage. No amounts can be earned for below-threshold performance for our financial metrics.					
Goals	Weighting	Threshold	Target	Maximum	Achieved
Revenues	30%	\$24,391	\$26,227	\$28,062	\$25,979 87.6%
Our rigorous revenue goal was established based on our guidance issued in early 2021 (between \$25.8 and \$26.6 billion) with our target goal exceeding our 2020 actual revenues. However, the cumulative decrease in patient visits and diagnoses over the course of the pandemic has suppressed the number of new patients starting treatment during 2020, affecting 2021 sales growth. Further, through 2021, while there has been gradual recovery in both patient visits and diagnoses, overall these have remained below pre-COVID levels. As a consequence, we did not achieve target performance for our revenue goal.					
Non-GAAP Net Income ⁽¹⁾	30%	\$8,046	\$9,515	\$10,696	\$9,797 119.5%

Our non-GAAP net income target was correlated to the midpoint of our early 2021 non-GAAP EPS guidance and included increased research and development investment to support our longer-term performance. However, as a result of, among other things, our disciplined operating expense management, we exceeded this target.

Progress Innovative Pipeline (30% weighting)				Weighted Score Achieved 53.6%
Measures progress on both early- and later-stage programs and product candidates to focus us on executing key clinical studies and delivering a robust product pipeline at all stages of the development continuum, which we believe is critical to our continued success over both the near- and long-term.				
Goals	Weighting	Results	Achieved	
<p>Advance Early Pipeline— Focused on incentivizing early-stage innovation discovery activities essential to our long-term success</p>	10%	<ul style="list-style-type: none"> We generated seven new product teams (formed when a molecule has been judged to have the potential to be safe and effective in humans), including for product candidates being studied in oncology, cardiovascular disease, and inflammation. We initiated four first-in-human studies, including for product candidates being studied in solid tumors (including non-small cell lung cancer, mesothelioma, pancreatic cancer, and ovarian cancer), neuroendocrine prostate cancer, nonalcoholic steatohepatitis (NASH), and multiple myeloma. Two molecules advanced through our early-to-late portal: <ul style="list-style-type: none"> AMG 451 (a monoclonal antibody that inhibits OX-40 being developed in collaboration with Kyowa Kirin Co. Ltd.) is being investigated as a treatment for moderate-to-severe atopic dermatitis; and Bemarituzumab (a monoclonal antibody that inhibits fibroblast growth factor receptor 2b from the Five Prime Therapeutics acquisition) is being investigated as a treatment for advanced gastric cancer. (Bemarituzumab is also being investigated as a treatment for gastroesophageal junction adenocarcinoma.) We committed to registrational studies for two programs: <ul style="list-style-type: none"> LUMAKRAS is being explored in multiple Phase 1b combination cohorts for colorectal cancer and continues to progress. (LUMAKRAS is also being investigated for treatment as a monotherapy for colorectal cancer.); and Tarlatamab (AMG 757) (a half-life extended anti-delta like ligand 3 x anti-CD3 bispecific T-cell engager molecule) is being investigated for the treatment of small-cell lung cancer. (Tarlatamab is also being investigated for the treatment of neuroendocrine prostate cancer.) 	200.0%	
<p>Execute Key Clinical Studies and Regulatory Filings— Designed to reward speed and effectiveness to maximize the value of our assets and deliver on our mission to serve patients</p>	20%	<ul style="list-style-type: none"> We executed on key clinical study milestones for LUMAKRAS (non-small cell lung cancer), Repatha (cardiovascular disease), acapatamab (prostate cancer), Olpasiran (cardiovascular disease), and ABP 654 (biosimilar ustekinumab (STELARA)). We completed key regulatory filings for LUMAKRAS (non-small cell lung cancer), TEZSPIRE (severe asthma with no phenotype or biomarker limitations), Otezla (approval of an expanded indication for plaque psoriasis in the U.S. and approval for mild-to-moderate psoriasis in China), and Aimovig (approval for migraine in Japan). 	167.9%	

⁽¹⁾ Non-GAAP net income for purposes of the 2021 Company performance goals of our annual cash incentive plan is reported and reconciled in **Appendix B**.

Deliver Annual Priorities (10% weighting)			Weighted Score Achieved 21.0%
Goals	Weighting	Results	Achieved
<p>Environmental, Social, and Governance— <i>Added to support activities to set us on a path to achieve our longer-term 2027 environmental sustainability targets and strengthen and embed more deeply the Company's diversity, inclusion, and belonging efforts</i></p>	5%	<ul style="list-style-type: none"> To support our environmental sustainability 2027 targets, we established a Company-wide environmental goal to develop processes and capabilities at both the enterprise-wide level globally and across our Operations, Research and Development, and Global Commercial Operations functions, with the following requirements: <ul style="list-style-type: none"> - Annual auditable and verifiable conservation targets for the years 2021-2027; - Governance bodies and processes approved and established to oversee, develop, execute, and monitor the annual targets; and - Teams assembled and operating in accordance with charters approved by the governance bodies to further support activities necessary to achieve the conservation targets. <p>One point was allocated for each of the three goal components (annual targets, governance bodies, and teams) by each of the four functional levels (enterprise-wide and across our Operations, Research and Development, and Global Commercial Functions) for a maximum of 12 points. Target completion was fourth quarter 2021, but accelerated attainment in the third quarter 2021 resulted in maximum achievement.</p> <ul style="list-style-type: none"> To tangibly deepen and drive the Company's diversity, inclusion, and belonging activities enterprise-wide and actively communicate our culture of belonging to all staff, we established an annual diversity, inclusion, and belonging goal for leaders at executive director and above levels to establish, document, and execute diversity, inclusion, and belonging action plans in 2021 with a target goal of 75% participation. <p>We achieved our target with over 80% of our leaders at executive director levels and above establishing, documenting, and executing on their diversity, inclusion, and belonging action plans.</p>	195.8%
<p>Digital Transformation— <i>Created to encourage focus on activities that enable speed through the drug discovery, development, and market delivery process</i></p>	5%	<p>To drive further efficiencies and speed throughout the drug discovery, development, manufacturing, and marketing efforts, we established a digital transformation goal to leverage digitization across our infrastructure and operations. For 2021, each function was challenged to establish digital value creation roadmaps to navigate and monitor the progress of its digital transformation journey to support greater efficiency and speed in its activities and operations.</p> <p>A target of at least six value creation roadmaps was set with eight or more roadmaps resulting in maximum achievement. Eight value creation roadmaps across our operations were established in 2021 with governance activities to simplify and automate our approach to our business as we work towards achieving maximum effectiveness and enable speed resulting in maximum achievement.</p>	225.0%

Certain measurements of performance for the non-financial metrics are subjective in nature and could result in a very small payout percentage (less than 1% of an annual cash incentive award).

2021 Company Performance Goals Final Score	Achieved⁽¹⁾ 136.8%
---	--------------------------------------

(1) Percentages do not total to final score due to rounding.

2021 Annual Cash Incentive Awards

As shown in the table above, our performance against the 2021 Company performance goals yielded a composite final score of 136.8% and the Compensation Committee awarded actual annual cash incentive awards under the EIP to our NEOs based on this composite final score. No further discretion was employed.

Named Executive Officer	Target Opportunity (% of Base Salary)	Target 2021 Award(\$)	Actual 2021 Award(\$)(1)
Robert A. Bradway	150	2,499,738	3,420,000
Murdo Gordon	100	1,067,742	1,461,000
David M. Reese	100	1,059,039	1,449,000
Peter Griffith	100	1,010,373	1,382,000
Esteban Santos	100	989,750	1,354,000

(1) Calculated in accordance with the 2021 Company performance goals composite final score based on actual 2021 earned base salary.

2022 Company Performance Goals

In March 2022, the Compensation Committee established Company performance goals for 2022 performance under our GMIP as follows:

2022 Company Performance Goals	
60%	<p>Deliver Results</p> <ul style="list-style-type: none"> Revenues (30%) Non-GAAP Net Income (30%)
30%	<p>Progress Innovative Pipeline</p> <ul style="list-style-type: none"> Advance Early Pipeline (10%) Execute Key Clinical Studies and Regulatory Filings (20%)
10%	<p>Deliver Annual Priorities</p> <ul style="list-style-type: none"> Environmental, Social, and Governance (5%) Process Simplification and Automation (5%)

The Compensation Committee added a new annual priority of “Process Simplification and Automation” as a goal that drives end-to-end simplification of our processes and strives to significantly increase the appropriate use of automation technologies across the Company and to accelerate adoption of digital automation at all levels of our organization.

In March 2022, the Compensation Committee reviewed the target incentive award opportunity for each NEO and determined that the existing target incentive award opportunity established for each NEO remains appropriate. No changes were made to the target incentive award opportunity for any NEO.

Base Salaries

Generally, in March of each year, the Compensation Committee reviews the peer group data compared with the available Market Median, considers our performance, market conditions, retention, and other relevant factors, and receives management’s, including our CEO’s, assessment of the performance of each of the other NEOs, and recommendations regarding any base salary adjustments for them. The Compensation Committee uses our CEO’s evaluation of the performance of the NEOs (other than himself), the Compensation Committee’s own evaluation of our CEO’s performance, information with respect to each NEO’s experience and other qualifications, the Market Median for each available position and market conditions to determine each NEO’s base salary. No increase in base salary is automatic or guaranteed. For more information regarding the determination of Market Median, the peer group data reviewed, and the Executive Vice President, Operations role, see “How Compensation Decisions Are Made For Our Named Executive Officers—Peer Group Data Sources” previously described.

In early March 2021, the Compensation Committee considered each NEO’s base salary against the available Market Median data, while taking into account the Company’s and each NEO’s performance, as well as current market conditions. In alignment with the base salary increases made to our staff members generally, the Compensation Committee increased Messrs. Bradway’s, Gordon’s, Griffith’s, and Santos’ base salaries by 2%. The Compensation Committee increased Dr. Reese’s base salary by 5.6% to bring it in-line with the Market Median for his position and to reflect the importance of his contributions to the Company in his role as Executive Vice President, Research and Development.

2021 Base Salary Market Position

The 2021 base salaries as in effect at the end of 2021 and the Market Median position as reviewed by the Compensation Committee in March 2021 are shown in the table below:

Named Executive Officer	2020 Base Salary (\$)	Increase (%)	2021 Base Salary (\$)	2020 Market Median (\$)	Difference vs. Market Median Over/(Under) (%)
Robert A. Bradway	1,640,000	2.0	1,672,800	1,650,000	1.4
Murdo Gordon	1,050,700	2.0	1,071,800	1,081,748	(0.9)
David M. Reese	1,013,000	5.6	1,070,000	1,060,140	0.9
Peter Griffith	994,300	2.0	1,014,200	1,002,435	1.2
Esteban Santos ⁽¹⁾	974,000	2.0	993,500	n/a	n/a

⁽¹⁾ As previously discussed under “How Compensation Decisions Are Made For Our Named Executive Officers—Peer Group Data Sources,” no comparable market data is available for Mr. Santos.

2022 Base Salary Adjustments

In March 2022, the Compensation Committee considered each NEO's base salary against the available Market Median data, while taking into account the Company's and each NEO's performance, as well as current market conditions. In alignment with the base salary increases made to staff members generally, the Compensation Committee increased Messrs. Bradway's, Gordon's, Griffith's, and Santos' respective base salaries by 3.5%. The Compensation Committee increased Dr. Reese's base salary by 9.8% to bring his base salary more in-line with the Market Median for his position and to reflect the importance of his contribution to the Company in his role as Executive Vice President, Research and Development.

annual cash compensation, in addition to the available Market Median for each element of compensation, provides a useful check in making compensation decisions.

In March 2021, the Compensation Committee reviewed total target annual cash compensation for each NEO compared to the available market data and 2020 total target annual cash compensation figures as depicted below. The Compensation Committee noted such total target annual cash compensation was close to the Market Median for all available positions. The Compensation Committee found such positioning and small percentage over Market Median (less than 3%) to be appropriate for Mr. Bradway given Mr. Bradway's sustained leadership in the CEO role and for Dr. Reese given the importance of his contributions in his role as Executive Vice President, Research and Development. For more information regarding the determination of Market Median, the peer group data reviewed, and the Executive Vice President, Operations role, see “How Compensation Decisions Are Made For Our Named Executive Officers—Peer Group Data Sources” previously described.

Total Target Annual Cash Compensation

Total target annual cash is the sum of the NEO's base salary and target annual cash incentive award, which is a multiple of base salary. The Compensation Committee believes that reviewing our NEOs' total target

Total Target Annual Cash Compensation

Total target annual cash compensation reviewed by the Compensation Committee in March 2021 prior to the base salary changes being made are shown in the table below:

Named Executive Officer	2021 Amgen Target Total Annual Cash (\$)	2020 Market Median (\$)	Difference vs. Market Median Over/(Under) (%)
Robert A. Bradway	4,182,000	4,063,000	2.9
Murdo Gordon	2,143,600	2,199,718	(2.6)
David M. Reese	2,140,000	2,093,906	2.2
Peter Griffith	2,028,400	2,015,339	0.6
Esteban Santos ⁽¹⁾	1,987,000	n/a	n/a

⁽¹⁾ As previously discussed under “How Compensation Decisions Are Made For Our Named Executive Officers—Peer Group Data Sources,” no comparable market data is available for Mr. Santos.

Perquisites

Perquisites are limited in both type and monetary value. The Compensation Committee believes, however, that certain perquisites facilitate the efficient operation of our business, allowing our NEOs to better focus their time, attention, and capabilities on our Company, permit them to be accessible to the business as required, alleviate safety and security concerns, and assist us in recruiting and retaining key executives. The perquisites provided to our NEOs generally include an allowance for personal financial planning services, including tax preparation services (not to exceed \$15,000 annually in aggregate), annual physical examinations, Company-paid moving and relocation expenses paid on behalf of newly hired and current executives who agree to relocate to work on the Company's behalf and, in limited instances, personal expenses when on business travel such as guests accompanying NEOs. Certain of our NEOs also have access to a Company car and driver and, subject to the approval of our CEO, the Company aircraft for personal use. Our CEO is encouraged to use our Company aircraft for all of his travel (business and personal) because the Compensation Committee believes that the value to us of making the aircraft available to our CEO, in terms of safety, security, accessibility, and efficiency, is greater than the incremental cost that we incur. No tax gross-up reimbursements are provided to NEOs, except in connection with reimbursement of moving and relocation expenses consistent with our other staff members and our general relocation policy.

We believe that providing tax gross-up reimbursements on the applicable moving and relocation expenses paid on behalf of newly hired and current executives who agree to relocate on the Company's behalf is appropriate because it treats these executives in a similar manner as non-executives under our Company-wide policy which is designed to incentivize optimal deployment of our human resources in support of the Company's strategy. It also assists in the attraction and retention of the executive talent necessary to compete successfully.

We provide limited home sale loss assistance for Senior Vice Presidents and above in connection with relocations that benefit us and are at our request, and in certain new hire situations. We do not provide tax gross-ups for assistance with loss on sale of a home. Our limited home sale loss assistance serves as an important tool in inducing senior management to fully commit to their new role and relocation.

Our Company-wide policy includes a repayment provision applicable to all staff members (including our NEOs) that requires a new staff member hired from outside the Company or staff members who accept an assignment and relocate, to repay us for moving and relocation expenses and home loss assistance incurred by us in the event that the staff member does not complete the move, resigns, or is discharged for cause within two years of the employment start date or relocation date, as applicable (with a pro-rata repayment in the second year).

Compensation Policies and Practices

Recoupment

Clawback Policy. We have a clawback policy that requires our Board to consider recapturing past cash or equity compensation payouts awarded to our executive officers, including our NEOs, if it is subsequently determined that the amounts of such compensation were based on financial results that are later restated and the executive officer's misconduct caused or partially caused such restatement.

Equity Recoupment Policy. In the course of our engagement activities, we explored with certain stockholders additional recoupment mechanisms. In December 2020, after discussions of recoupment mechanisms, the Compensation Committee adopted an executive officer equity recoupment policy that provides the Compensation Committee with the ability to cause the forfeiture and cancellation of unvested equity awards and any unexercised portion of stock options (granted after December 31, 2020) in the event an executive officer is terminated for engaging in misconduct that caused serious financial or reputational damage to the Company (including, but not limited to, a financial restatement). If an executive officer is subject to an investigation potentially implicating conduct that could result, or may have resulted, in serious financial or reputational damage to the Company, the Company may freeze access to any unvested equity awards regardless of grant date and any vested but unexercised stock options granted after December 31, 2020, during the investigation, and such unvested equity awards and unexercised stock options may ultimately be subject to forfeiture and cancellation.

Cash Incentive Award Recoupment. Our cash incentive award programs (EIP, GMIP, and GPIIP) expressly allow the Compensation Committee, or management, as appropriate, to consider employee misconduct that caused serious financial or reputational damage to the Company when determining whether an employee has earned an annual cash incentive award or the amount of any such award.

These provisions and policies do not limit any other action that the Company could take against an employee, including other disciplinary actions (including termination), ordinary course performance considerations, disclosure of wrongdoing to the government, and pursuit of any other legal claims against such employees.

Stock Ownership and Retention Guidelines

Our stock ownership guidelines require our executives to hold a meaningful amount of our Common Stock, promote a long-term perspective in managing the Company, further aligning the interests of our executives and stockholders and mitigating potential compensation-related risk. Our guidelines require that each officer who has not met their ownership requirements must retain shares of our Common Stock acquired through the vesting of RSUs, the payout of performance units, and the exercise of stock options awarded (net of shares retained by us to satisfy associated tax withholding requirements and exercise price amounts) until such officer has reached his or her required stock ownership level.

Stock Ownership Guidelines Requirements

The stock ownership guidelines for 2021 are set forth in the table below. All executives currently employed by the Company and subject to stock ownership requirements were in compliance with their respective stock ownership requirement in 2021.

Position	Stock Ownership Requirement	Compliance
Chief Executive Officer ⁽¹⁾	6x base salary	✓
Executive Vice President	3x base salary	✓
Senior Vice President	2x base salary	✓
Vice President	1x base salary	✓

⁽¹⁾ Mr. Bradway holds more than 74 times his base salary, or more than 12 times his stock ownership requirement as of December 31, 2021.

The following holdings count towards satisfying these stock ownership requirements:

- Shares of our Common Stock beneficially held that are not subject to forfeiture restrictions;
- Shares of our Common Stock held through a 401(k) plan or other qualified pension or profit-sharing plan; and
- Shares purchasable with funds then allocated under our Employee Stock Purchase Plan.

Executives are generally given five years following their placement into a given job level to comply with these guidelines. Executives who are promoted to a status with a stock ownership level higher than the executive was previously required to satisfy, have three years to comply with the new ownership level if the executive has been subject to the stock ownership guidelines for five or more years. Once these ownership guidelines are met, executives are required to maintain such ownership until they change job levels or are no longer employed by us. As of October 15, 2021, the effective date of our executive certifications, all NEOs who were expected to meet such guidelines, were in compliance. Mr. Gordon commenced employment with our Company on September 3, 2018 and has until 2023 to meet his guidelines. Mr. Griffith commenced employment with our Company on October 23, 2019 and has until 2024 to meet his guidelines.

Insider Trading Policy and Practices

All staff members and our Board are prohibited from: (i) buying or selling our Common Stock while aware of any material nonpublic information; (ii) engaging in short sales with respect to our Common Stock; (iii) pledging or purchasing our Common Stock on margin⁽¹⁾; or (iv) entering into any derivative, hedging, or similar transactions with respect to our Common Stock, including any transactions that hedges or offsets, or is designed to hedge or offset, any decrease in the market value of Amgen stock. Examples of prohibited derivative transactions include, but are not limited to, purchases or sales of puts and calls (whether written or purchased or sold), options (whether “covered” or not), forward contracts, including but not limited to prepaid variable forward contracts; put and call “collars” (“European” or “American”), “equity” or “performance” swap or exchange agreements or any

⁽¹⁾ With the exception of the use of a margin account to purchase our common stock in connection with the exercise of Amgen-granted stock options (i.e., “cashless exercises”).

similar agreements or arrangements, however denominated, in our securities.

Policies for Grants of Long-Term Incentive Equity Awards

In accordance with our equity awards policy, our regular annual LTI equity award grants are typically approved by the Compensation Committee (for grants of equity awards to Senior Management, including our NEOs) or the Equity Award Committee (for grants to all other staff members) in advance with a grant date that is the third business day after the release of our next quarterly or annual earnings announcement after the date of determination by our Compensation Committee or Equity Award Committee, as applicable. Our NEOs may also receive special equity awards as determined by the Compensation Committee as new hires or for recognition and retention, promotions, or other purposes, but the effective date of such grants is generally also only on the third business day after the release of our quarterly or annual earnings after the date of determination by our Compensation Committee.

Tally Sheets

The Compensation Committee annually reviews tally sheets for each NEO, setting forth all components of compensation, including compensation payable at termination, retirement, or a change of control. These tally sheets summarize the number of shares and the value at a given price of the LTI equity awards held by each NEO, as well as each NEO’s individual cumulative account balances in our benefit plans. These tools are employed by the Compensation Committee as a useful check on total annual compensation and the cumulative impact of our long-term programs and are considered important to understand both the overall and longer-term impact of compensation decisions.

The Compensation Committee may increase or decrease certain individual elements of compensation to align total compensation with peer group market data and to promote internal equity among our NEOs, other than our CEO, and use the information provided by these tally sheets to make such determination. No material adjustments to total compensation for any of our NEOs were made as a result of the review of these tally sheets by the Compensation Committee in 2021.

Stockholder Outreach—Executive Compensation Website

We maintain a website accessible throughout the year at www.amgen.com/executivecompensation(1), which provides a link to our most recent proxy statement and invites our stockholders to fill out a survey to provide input and feedback to the Compensation Committee regarding our executive compensation policies and practices. All input from our stockholders is valuable and the Compensation Committee reviews your input and appreciates your time and effort in completing the survey.

Approach to Pricing Our Products

We are committed to pricing our products according to the value they deliver and employ flexible pricing approaches to help promote patient access. We have internal processes and controls in place to help ensure that pricing decisions are thoroughly and appropriately vetted prior to implementation with involvement from senior management. This process includes routine presentations to our Corporate Responsibility and Compliance Committee and our Board on

drug pricing practices. Our strategy includes a focus on innovative drugs and biosimilars that can deliver volume-driven unit growth. In 2021, the average net price for Amgen medicines declined for a fourth straight year while our revenues benefited from volume-based growth across our portfolio. We continue to disclose in our annual report on Form 10-K and our quarterly reports on Form 10-Q, the pricing trends significant to our business. We believe that we have the appropriate governance mechanisms, oversight and processes in place to ensure that pricing decisions are made in-line with our values and our mission to serve patients. In addition, our Compensation Committee annually completes a thoughtful and rigorous evaluation of our executive compensation program for alignment with our mission to serve patients and deliver stockholder value without encouraging excessive or inappropriate risk-taking by our executives. A full description of risk management by our Compensation Committee and our ESG efforts can be found in the “Corporate Governance” section, including the subsections “—Compensation Committee Risk Management” and “—Our Approach to Environmental Sustainability, Social Responsibility, and Human Capital Management.”

Non-Direct Compensation and Payouts in Certain Circumstances

Change of Control Benefits and Offer Letter With Limited Severance Benefits

Our CEO and other NEOs are participants in our double-trigger Change of Control Severance Plan discussed below. In connection with new hires, we typically enter into offer letters detailing their initial compensation and requirements to pay back certain elements of compensation. To attract talented executives from outside the Company, our offer letters generally include severance terms that apply to terminations initiated by us and occur for reasons other than for “cause” within three years from the date of hire. These benefits are generally provided to officer-level candidates to provide an incentive for them to join us by reducing the risks associated with making such a job change. Other than the foregoing, our CEO and NEOs are not covered by contractual arrangements that provide for severance or other benefits in the event of termination.

Offer Letter—Mr. Gordon

Mr. Gordon, who commenced employment as our Executive Vice President, Global Commercial Operations, on September 3, 2018, was subject to an offer letter that was negotiated in connection with his hiring and was approved by the Compensation Committee. The terms of Mr. Gordon’s limited severance benefits expired on September 3, 2021. Mr. Gordon’s new hire inducement RSUs valued at \$6.4 million and the \$1 million contribution to his Deferred Compensation Plan account became fully vested as of September 3, 2021.

Offer Letter—Mr. Griffith

Mr. Griffith, who commenced employment as our Executive Vice President, Finance, on October 23, 2019, and became our Executive Vice President and Chief Financial Officer on January 1, 2020, is currently subject to an offer letter that was negotiated in connection with his hiring. The terms of the offer letter were approved by the Compensation Committee. We agreed to provide Mr. Griffith with a base salary of \$970,000, and, consistent with each of the other Executive Vice Presidents, a target annual cash incentive award opportunity of 100% of base salary, both of which were targeted at the Market Median.(2) We also agreed to provide Mr. Griffith with a \$500,000 sign-on bonus to induce Mr. Griffith to accept our offer, however, such sign-on bonus was subject to recoupment if, within 24 months from his hire date, Mr. Griffith resigned his employment with the Company or for any reason his employment was terminated by us for “cause.” We also agreed to provide Mr. Griffith with RSUs valued at \$4 million which will vest on the second, third, and fourth anniversaries of the grant date at a rate of 33%, 33%, and 34% each year, respectively, contingent upon Mr. Griffith being actively employed with us through each vesting date. The Compensation Committee concluded that this LTI equity award value was appropriate because it provides compensation that is focused on the longer-term and targeted at the Market Median. Mr. Griffith’s offer letter also provides for cash severance protection for three years following his employment date equal to two year’s annual base salary and target annual cash incentive award, plus up to 18 months of COBRA medical and dental coverage

(1) Reference to our website is not intended to function as a hyperlink and the information contained on our website is not intended to be part of this proxy statement.

(2) Measured using information available at the time the Compensation Committee reviewed and approved Mr. Griffith’s compensation.

paid for by us. As discussed above, benefits of this type are often provided to officer-level candidates to provide an incentive to them to join our Company by reducing the risk of making such a job change. These severance benefits expire on October 23, 2022, and are payable only if Mr. Griffith is terminated other than for “cause.”

Change of Control and Severance Benefits

Double Trigger Change of Control Severance Plan

In the event of a change of control and a qualifying termination, our Change of Control Severance Plan provides severance payments to 1,716 U.S. staff members (as of December 31, 2021), including each NEO. There are no tax gross-up payments provided under the plan. The plan is structured so that payments and benefits are provided only if there is both a change of control and a termination of employment, either by us other than for “cause” or “disability” or by the participant for “good reason” (as each is defined in the plan)—sometimes referred to as a “double-trigger”—because the intent of the plan is to provide appropriate severance benefits in the event of a termination following a change of control, rather than to provide a change of control bonus. The cash severance multiple for our CEO and all other NEOs is two times annual cash compensation. The payments and benefit levels under the Change of Control Severance Plan do not influence and were not influenced by other elements of compensation. The Change of Control Severance Plan was adopted, and is continued by the Compensation Committee:

- To reinforce and encourage the continued attention and dedication of members of management to their assigned duties without the distraction arising from the possibility of a change of control;
- To enable and encourage management to focus their attention on obtaining the best possible deal for our stockholders and making an independent evaluation of all possible transactions, without being influenced by their personal concerns regarding the possible impact of various transactions on the security of their jobs and benefits; and
- To provide severance benefits to any participant who incurs a termination of employment under the circumstances described within a certain period following a change of control in recognition of their contributions to the Company.

Change of Control and Severance Treatment of Long-Term Incentive Equity Awards

Restricted Stock Units and Stock Options

All unvested RSUs and stock options have “double-trigger” acceleration of vesting that requires a qualifying termination in connection with a change of control. All RSUs and stock options vest in full only if the grantee’s employment is involuntarily terminated (other than for “cause” or “disability”), or for staff members subject to the Change of Control Severance Plan, is voluntarily terminated with “good reason,” in each case within two years following a change of control. All RSUs and stock options also vest in the event of a termination of employment due

to death or “disability” as follows: full vesting for grants made before the year of death or disability; and pro-rata vesting (based on months worked) for grants made during the year of death or disability. In the event of “retirement,” RSUs and stock options granted before the year of retirement continue vesting on their original vesting schedule, and for those awards granted in the year of retirement, they vest pro-rata based on months worked.

Performance Units

The Compensation Committee has maintained change of control features for each of the performance periods under our performance award programs to ensure that these programs reward participants for our performance until the successful closing of any change of control. In general, the performance units are earned based on a truncated performance period ending on the quarter end immediately prior to any change of control (or target performance for the operating measures if the change of control occurs in the first year of a performance period). If the change of control occurs within the first six months of a performance period, the amount earned is pro-rated based on the number of months of the performance period prior to the change of control. In the event of a termination of employment due to death, disability, or retirement, our performance units provide for potential earn-out at the end of the performance period based on actual results with the amount earned pro-rated based on the termination date. For additional information on the levels of payout, see “Potential Payments Upon Termination or Change of Control—*Long-Term Incentive Equity Awards—Performance Units*” in our Executive Compensation Tables.

Limited Retirement Benefits and Deferred Compensation Plan

Health, retirement, and other benefits programs are generally available to our U.S.-based staff members, including our NEOs, with the overall benefit programs typically targeted to align in value with those programs offered by our peer group. The primary survey used to make this comparison is the Aon Hewitt Benefit Index®, last updated as of July 2020, using a comparator group of 14 companies chosen by Amgen as representative of its peer group. The data generated from this survey is used by the Compensation Committee and management in evaluating the competitive positioning and program design of these health, retirement, and other benefit programs.

Retirement and Savings Plan, Supplemental Retirement Plan, and Nonqualified Deferred Compensation Plan

Our Retirement and Savings Plan, or 401(k) Plan, is available to U.S.-based staff members of the Company and participating subsidiaries (except Puerto Rico). All 401(k) Plan participants are eligible to receive the same proportionate level of matching and core contributions from us. We provide a 5% contribution on eligible compensation and 5% matching contribution on voluntary deferrals under the 401(k) Plan for each staff member. The Retirement and Savings Plan for Amgen Manufacturing Limited is available to staff members in Puerto Rico.

Our Supplemental Retirement Plan, or SRP, is available to all 401(k) Plan participants and is designed to provide a “make whole” benefit to 401(k) Plan participants who have eligible compensation in excess of the Internal Revenue Code’s qualified plan compensation limit. The Company credits to the SRP a 10% contribution on eligible compensation in excess of the qualified plan compensation limit to represent the equivalent percentage of Company contributions that would have been made to the 401(k) Plan if the compensation had been eligible for deferral in the 401(k) Plan. For the same reason, the Company also credits to the SRP a 10% contribution on amounts voluntarily deferred by a participant into the Nonqualified Deferred Compensation Plan, or NDCP.

The SRP enables us to provide the same percentage of base salary and annual cash incentive award as a retirement contribution to U.S.-based staff members at all levels.

Earnings under the SRP and NDCP are market-based – there are no “above market” or guaranteed rates of returns offered in these plans. SRP and NDCP participants can direct notional account investments using the 401(k) Plan investing structure (excluding self-direct brokerage and our Company stock) plus a variety of target date funds. Unlike a traditional pension plan, which generally provides a lifetime annuity that replaces a portion of a participant’s final pay, retirement benefits from our 401(k) Plan and SRP are based on the investment return on the staff member’s own investment elections, with the participant bearing the risk of investment gains and losses.

The NDCP offers all U.S.-based staff members (including Puerto Rico) at director level and above the opportunity to defer eligible base salary and/or annual cash incentive awards, up to maximum amounts typical at our peer group. We also have the discretion to make contributions to this plan, but we do not make such contributions on a regular basis and did not make any contributions in 2021. We believe that offering the NDCP is appropriate because it provides participants the opportunity to save for retirement in a tax-effective fashion not readily available without our sponsorship.

Health Savings Account and Retiree Medical Savings Account Plan for all U.S.-based Staff Members

We offer a high deductible health plan and a health savings account that is generally available to U.S.-based (excluding Puerto Rico) staff members. We also maintain a Retiree Medical Savings Account Plan available to U.S.-based (excluding Puerto Rico) staff members that allows all staff members to make after-tax deferrals to be used post-termination for reimbursement of eligible medical expenses. Under the Retiree Medical Savings Account Plan, the Company credits all eligible staff members with an annual contribution (\$1,000) and makes a matching contribution equal to 50% of a staff member’s deferrals (to a maximum match of \$1,500 per year). Company credits can be accessed to reimburse eligible medical expenses of staff members who terminate having fulfilled the Company’s retirement criteria. We do not offer a traditional Company-paid retiree medical plan to our NEOs or other U.S.-based staff members.

Tax and Accounting Standards

Tax Standards

Section 162(m) of the Internal Revenue Code places a \$1 million limit on the amount of compensation that we may deduct for income tax purposes for any year with respect to compensation paid to “covered employees.” For tax years beginning after December 31, 2017, a covered employee includes an executive officer who holds the positions of either principal executive officer, or PEO, or principal financial officer, or PFO, at any time during the tax year, as well as an executive officer whose total compensation for the tax year is required to be reported to shareholders under the Securities Exchange Act of 1934 by reason of such employee being among the three highest compensated officers for the taxable year (excluding the PEO and PFO), regardless of whether the executive officer is serving at year end. In addition, if an individual is a covered employee for a tax year beginning after December 31, 2016, the individual remains a covered employee for all future years.

In 2017, The Tax Cuts and Jobs Act, or Tax Reform Act, was signed into law effective for taxable years beginning after December 31, 2017. Prior to the Tax Reform Act, the \$1 million limit did not apply to performance-based compensation, as defined. While the Tax Reform Act eliminated the exception for performance-based compensation, a transition rule continues the exception of performance-based

compensation provided pursuant to a written binding contract that was in effect on November 2, 2017 and not modified in any material respect on or after such date. Under the transition rule, compensation related to the exercise of stock options granted on or before November 2, 2017 is anticipated to qualify for the exception for performance-based compensation, provided that such contracts are not materially modified after that date.

Accounting Standards

Financial Accounting Standards Board, or FASB, Accounting Standards Codification, or ASC, Topic 718 requires us to recognize an expense for the fair value of equity-based compensation awards. Grants of stock options, RSUs, and performance units under our LTI equity award program are accounted for under FASB ASC Topic 718. The Compensation Committee regularly considers the accounting implications of significant compensation decisions, especially in connection with decisions that relate to our LTI equity award plans and programs. As accounting standards change, we may revise certain programs to appropriately align accounting expenses of our equity awards with our overall executive compensation philosophy and objectives.

Executive Compensation Tables

Summary Compensation Table

The following table sets forth summary information concerning the compensation awarded to, paid to, or earned by each of our Named Executive Officers, or NEOs.

Name and Principal Position	Year	Salary (\$)(1)	Bonus (\$)	Stock Awards (\$)(2)	Option Awards (\$)(3)	Non-Equity Incentive Plan Compensation (\$)(4)	All Other Compensation (\$)(5)	Total (\$)
				Performance Units and Restricted Stock Units	Stock Options	EIP		
Robert A. Bradway Chief Executive Officer and President	2021	1,674,061	0	11,138,622	4,773,710	3,420,000	714,761	21,721,154
	2020	1,647,538	0	10,079,676	4,319,993	3,495,000	589,201	20,131,408
	2019	1,600,923	0	9,799,716	4,199,985	3,321,000	691,169	19,612,793
Murdo Gordon Executive Vice President, Global Commercial Operations	2021	1,072,595	0	3,499,717	1,499,963	1,461,000	286,909	7,820,184
	2020	1,055,520	0	2,869,779	1,229,977	1,493,000	327,774	6,976,050
	2019	1,025,673	0	2,799,711	1,199,970	1,418,000	212,482	6,655,836
David M. Reese Executive Vice President, Research and Development	2021	1,065,127	0	3,359,848	1,439,975	1,449,000	271,734	7,585,684
	2020	1,015,817	0	2,869,779	1,229,977	1,436,000	262,663	6,814,236
	2019	974,433	0	2,799,711	1,199,970	1,348,000	215,811	6,537,925
Peter H. Griffith Executive Vice President, and Chief Financial Officer	2021	1,014,963	0	2,799,665	1,199,979	1,382,000	267,427	6,664,034
	2020	998,864	0	2,799,625	1,199,958	1,413,000	154,383	6,565,830
Esteban Santos Executive Vice President, Operations	2021	994,246	0	3,324,824	1,424,988	1,354,000	264,575	7,362,633
	2020	978,446	0	2,799,625	1,199,958	1,384,000	229,624	6,591,653

(1) Reflects base salary earned in each bi-weekly pay period (or portion thereof) during each fiscal year before pre-tax contributions and, therefore, includes compensation deferred under our qualified deferred compensation plan and nonqualified deferred compensation plan, or NDCP. Under payroll practices for salaried staff members of our U.S. entities, including our NEOs, base salary earned in a pay period is computed by dividing the annual base salary then in effect by 26, which is the number of full bi-weekly pay periods in a year.

(2) For 2021, reflects the grant date fair values of performance units for the 2021-2023 performance period and restricted stock units, or RSUs, granted during 2021 determined in accordance with Accounting Standards Codification, or ASC, Topic 718 (see footnotes 6 and 7 to the "Grants of Plan-Based Awards" table for information on how these amounts were determined).

The number of units to be earned for the performance units granted during 2021 is based on the average of our performance against annual operating performance measures established at the commencement of the three year performance period, with the payout on such measures modified up or down by our total shareholder return, or TSR, relative to the TSRs of the companies in the Standard & Poor's 500 Index, or S&P 500, all computed over the performance period. These operating performance measures are performance conditions, as defined under ASC 718. The values shown in this table and the "Grants of Plan-Based Awards" table are based on probable outcomes of these performance conditions as of the grant date. The table below shows the grant date fair values of these performance unit awards: (1) if the maximum is achieved with regard to all of the operating performance measures which would result in an earnout of 170% based on the operating performance measures with the TSR market condition at target, with no increase or decrease based on the market condition; and (2) if the maximum is achieved with regard to all of the operating performance measures and maximum performance occurs under the TSR market condition which results in an additional 30% earnout, for total earned payout of 200% of performance units granted.

Fair Value of Performance Units for the 2021-2023 Performance Period			
Name	Maximum Performance of Operating Metrics and Target TSR Performance (\$)	Maximum Performance of Operating Metrics and TSR Metrics (\$)	
Robert A. Bradway	13,525,545	15,912,406	
Murdo Gordon	4,249,845	4,999,878	
David M. Reese	4,079,719	4,799,699	
Peter H. Griffith	3,399,469	3,999,495	
Esteban Santos	4,037,187	4,749,782	

- (3) For 2021, reflects the grant date fair values of non-qualified stock options granted during 2021 determined in accordance with ASC 718 (see footnote 8 to the "Grants of Plan-Based Awards" table for information on how these amounts were determined).
- (4) Reflects amounts that were earned under our Executive Incentive Plan, or EIP, for 2021 performance which were determined and paid in March 2022. For a description of our EIP, see "Elements of Compensation and Specific Compensation Decisions—Annual Cash Incentive Awards" in our Compensation Discussion and Analysis.
- (5) See the subsection "All Other Compensation—Perquisites and Other Compensation" immediately following these footnotes.

All Other Compensation—Perquisites and Other Compensation

Perquisites. The amounts reported reflect the aggregate incremental cost of perquisites and other personal benefits provided to our NEOs and are included in the "All Other Compensation" column of the "Summary Compensation Table." The following table sets forth the perquisites provided to our NEOs in 2021.

Name	Personal Use of Company Aircraft ⁽¹⁾	Personal Use of Company Car and Driver ⁽²⁾	Personal Financial Planning Services	Other ⁽³⁾	Total(\$)
	Aggregate Incremental Cost(\$)	Aggregate Incremental Cost(\$)	Aggregate Incremental Cost(\$)	Aggregate Incremental Cost(\$)	
Robert A. Bradway	166,559	2,725	15,000	13,450	197,734
Murdo Gordon	5,833	0	15,000	10,000	30,833
David M. Reese	0	0	15,000	7,079	22,079
Peter H. Griffith	0	14	15,000	10,000	25,014
Esteban Santos	0	0	15,000	12,200	27,200

- (1) The aggregate incremental cost of use of our aircraft for personal travel by our NEOs is allocated entirely to the highest ranking NEO present on the flight (except for on-board catering costs which are allocated to each NEO present). If each NEO present on the flight is the same level, the aggregate incremental costs of use of our aircraft for personal travel is allocated to each NEO present. The aggregate incremental cost for personal use of our aircraft is calculated based on our variable operating costs, which include crew travel expenses, on-board catering, landing fees, trip-related hangar/parking costs, fuel, trip-related maintenance, and other smaller variable costs. In determining the incremental cost relating to fuel and trip-related maintenance, we applied an estimate derived from our average costs. We believe that the use of this methodology for 2021 is a reasonably accurate method for calculating fuel and trip-related maintenance costs. Because our aircraft are used primarily for business travel, we do not include the fixed costs that do not change based on usage, such as pilots' salaries, our aircraft purchase costs, and the cost of maintenance not related to trips. In December 2021, our Chief Executive Officer entered into a time sharing agreement with the Company to reimburse the Company for certain of his personal use.
- (2) The aggregate incremental cost for personal use of the car and driver provided by us is determined as the sum of the cost of fuel, driver overtime costs allocable to personal usage, and maintenance costs for the total number of personal miles driven. Personal miles include travel to and from work from home. As the cars are used primarily for business travel, fixed costs that would be incurred by us to operate the company cars for business use such as car lease or rental costs and driver salaries are not included.
- (3) Other expenses include:
- (a) Company contributions to non-profit charities designated by the executive in the amount of \$10,000 for Messrs. Bradway, Gordon, Griffith, and Santos and \$7,079 for Dr. Reese.
- (b) Executive physicals and expenses related to guests accompanying the NEOs on business travel.

Other Compensation. The following table sets forth compensation for our NEOs in 2021 incurred in connection with our 401(k) Retirement and Savings Plan, or 401(k) Plan, our NDCP, and our Supplemental Retirement Plan, or SRP. These amounts, along with the perquisites and other compensation discussed above, are included in the "All Other Compensation" column of the "Summary Compensation Table." See "Nonqualified Deferred Compensation" below for a description of these plans.

Name	Company Contributions to 401(k) Retirement and Savings Plan(\$)(1)	Company Credits to Non-Qualified Deferred Compensation Plan	Company Credits to Supplemental Retirement Plan(\$)	Total(\$)
Robert A. Bradway	29,878	0	487,149	517,027
Murdo Gordon	29,002	0	227,074	256,076
David M. Reese	29,151	0	220,504	249,655
Peter H. Griffith	29,076	0	213,337	242,413
Esteban Santos	29,000	0	208,375	237,375

(1) Amounts over \$29,000 reflect contributions in 2021 to correct an administrative error concerning 2020 contributions.

Grants of Plan-Based Awards

The following table sets forth summary information regarding all grants of plan-based awards made to our NEOs for the year ended December 31, 2021. All of our equity based awards were granted under the Amgen Inc. 2009 Equity Incentive Plan, as amended.

Name	Grant Date	Approval Date(1)	Estimated Future Payouts Under Non-Equity Incentive Plan Awards(\$)(2)			Estimated Future Payouts Under Equity Incentive Plan Awards (# of units)(3)			All Other Stock Awards: Number of Shares of Stock or Units(#)(4)	All Other Option Awards: Number of Securities Underlying Options (#)(5)	Exercise or Base Price of Option Awards (\$/Sh)	Grant Date Fair Value of Stock and Option Awards(\$)
			Threshold	Target	Maximum	Threshold	Target	Maximum				
			<i>EIP/GMIP</i>			<i>Performance Units</i>			<i>RSUs</i>	<i>Stock Options</i>		
Robert A. Bradway	3/2/2021	3/2/2021	(2)	(2)	12,246,250							
	4/30/2021	3/2/2021				(3)	31,240	62,480				7,956,203(6)
	4/30/2021	3/2/2021							13,280			3,182,419(7)
	4/30/2021	3/2/2021								115,307	239.64	4,773,710(8)
Murdo Gordon	3/2/2021	3/2/2021	(2)	(2)	7,347,750							
	4/30/2021	3/2/2021				(3)	9,816	19,632				2,499,939(6)
	4/30/2021	3/2/2021							4,172			999,778(7)
	4/30/2021	3/2/2021								36,231	239.64	1,499,963(8)
David M. Reese	3/2/2021	3/2/2021	(2)	(2)	7,347,750							
	4/30/2021	3/2/2021				(3)	9,423	18,846				2,399,850(6)
	4/30/2021	3/2/2021							4,006			959,998(7)
	4/30/2021	3/2/2021								34,782	239.64	1,439,975(8)
Peter H. Griffith	3/2/2021	3/2/2021	(2)	(2)	7,347,750							
	4/30/2021	3/2/2021				(3)	7,852	15,704				1,999,747(6)
	4/30/2021	3/2/2021							3,338			799,918(7)
	4/30/2021	3/2/2021								28,985	239.64	1,199,979(8)
Esteban Santos	3/2/2021	3/2/2021	(2)	(2)	7,347,750							
	4/30/2021	3/2/2021				(3)	9,325	18,650				2,374,891(6)
	4/30/2021	3/2/2021							3,964			949,933(7)
	4/30/2021	3/2/2021								34,420	239.64	1,424,988(8)

(1) Reflects the date on which the grants were approved by the Compensation and Management Development Committee, or Compensation Committee.

- (2) Represents awards to our NEOs made under our EIP. For our EIP participants, the “maximum” amounts shown in the table above reflect the largest possible payments under our EIP for the 2021 performance period, based on non-Generally Accepted Accounting Principles, or non-GAAP, net income, as defined for the EIP and reported and reconciled in Appendix B. There are no thresholds or targets under the EIP. The EIP provides that the Compensation Committee may use “negative discretion” to award any amount that does not exceed the maximum. Consistent with its practice since the EIP was approved by our stockholders, the Compensation Committee employed the pre-established Company performance goals under our Global Management Incentive Plan, or GMIP, as illustrated in the table below, in determining the actual amounts awarded under the EIP in 2021.

Our 2021 Company performance goals under the GMIP were financial and operating performance goals weighted as follows: (1) Deliver Results (60%)—30% Revenues and 30% Non-GAAP Net Income (as reported and reconciled in Appendix B); (2) Progress Innovative Pipeline (30%); and (3) Deliver Annual Priorities (10%). There are no payouts for below-threshold performance on any of our Company financial performance goals. Threshold performance on our “Progress Innovative Pipeline” goals results in 50% earned for those metrics. Certain measurements of performance for the non-financial metrics are more subjective in nature and could result in a very small payout percentage (less than 1% of an annual cash incentive award) and, as such, no threshold amounts are shown in the table. The 2021 Company performance goals at target and maximum payout levels, which are based on a multiple of salary, are shown in the table below. Maximum performance under all of the performance metrics results in 225% of target payout opportunity being earned. The actual amounts awarded under our Company performance goals for 2021 were based on achievement of 136.8% performance against target and are reported as “Non-Equity Incentive Plan Compensation” in our “Summary Compensation Table” and are shown in the table below. For a description of our pre-established Company performance goals and the use of the GMIP in the Compensation Committee’s exercise of negative discretion see “Elements of Compensation and Specific Compensation Decisions—Annual Cash Incentive Awards” in our Compensation Discussion and Analysis.

Name	Estimated Possible Payouts Under Non-Equity Incentive Plan Awards(\$)			Non-Equity Incentive Plan Compensation(\$)
	Threshold	Target	Maximum	Actual
Robert A. Bradway	—	2,499,738	5,624,411	3,420,000
Murdo Gordon	—	1,067,742	2,402,420	1,461,000
David M. Reese	—	1,059,039	2,382,838	1,449,000
Peter H. Griffith	—	1,010,373	2,273,339	1,382,000
Esteban Santos	—	989,750	2,226,938	1,354,000

- (3) Reflects estimated payouts regarding performance units granted during 2021 for the 2021-2023 performance period for NEOs. The number of units granted (which equals the target number of units of the award) will be multiplied by a payout percentage, which can range from 0% to 200%, to determine the number of units earned by the participant at the end of the performance period. Shares of our Common Stock will be issued on a one-for-one basis for each performance unit earned.

For all the NEOs, the payout percentage for the 2021-2023 performance period is earned based on two operating measures, with the total that can be earned under such operating measures ranging from 30% to 170%, which is then modified up or down by up to 30 percentage points based on our relative TSR performance ranking. The non-GAAP operating measures are: (1) annual earnings per share; and (2) annual return on invested capital, or ROIC. Each of the operating measures are measured against pre-established goals for every year in the 2021-2023 performance period, which runs from January 1, 2021 through December 31, 2023. All goals are set at the commencement of the three-year performance period. Each applicable operating measure is weighted equally (one-half per measure) to determine the total operating measure percentage for that year. At the end of the performance period, the final annual operating performance percentages for each of the three years are averaged to determine the score for the three-year performance period. The TSR modifier is based on how the TSR of our Common Stock ranks relative to the TSRs of the companies that are listed in the S&P 500, as defined (the Reference Group), over the period from the date of grant through the end of the performance period. If the rank of the TSR of our Common Stock equals or exceeds the 75th percentile or equals or is less than the 25th percentile, the TSR modifier increases or decreases the payout by 30 percentage points, respectively. If the TSR of our Common Stock is at the 50th percentile, the TSR modifier is zero. Linear interpolation is used to determine the TSR modifier if the rank of the TSR of our Common Stock falls between these percentiles. If our absolute TSR over the performance period is less than 0, then the modifier cannot be greater than 0.

All performance units accrue dividend equivalents deemed reinvested in shares and that are payable in shares only to the extent and when the underlying performance units are earned. For more information, see “Elements of Compensation and Specific Compensation Decisions—Long-Term Incentive Equity Awards” in our Compensation Discussion and Analysis.

- (4) Reflects the RSUs granted during 2021 to our NEOs. RSUs accrue dividend equivalents that are deemed reinvested in shares and payable only to the extent and when the underlying RSUs vest and are issued to the recipient.
- (5) Reflects the 2021 annual grant of non-qualified stock options to our NEOs.
- (6) Reflects the grant date fair values of performance units granted to our NEOs for the 2021-2023 performance period determined in accordance with ASC 718, based on the number of performance units granted multiplied by: (i) 100% which is the operating measure percentage earnout based on the probable outcomes of financial performance measures over the three-year performance period as of the grant date; and (ii) the grant date fair value per unit of \$254.68 which reflects the impact of the TSR modifier of \$15.04 per share, which is a market condition. The grant date fair value per unit was calculated using a payout simulation model with the following key assumptions: risk-free interest rate of 0.3%; volatility of the price of our Common Stock of 29.3%; the closing price of our Common Stock on the grant date of \$239.64 per share; volatilities of the prices of the stocks of the Reference Group; and the correlations of returns of our Common Stock and the stocks of the Reference Group to simulate TSRs and their resulting impact on the payout percentages based on the contractual terms of the performance units.
- (7) Reflects the grant date fair values of RSUs granted during 2021 determined in accordance with ASC 718 based on the number of RSUs granted multiplied by the grant date fair values per unit of \$239.64. Because these RSUs accrue dividend equivalents during the vesting period, the grant date fair value per unit equals the closing price of our Common Stock on the grant date.
- (8) Reflects the grant date fair values of stock options granted during 2021 determined in accordance with ASC 718 based on the number of options granted multiplied by the grant date fair value per option of \$41.40. The grant date fair value of an option was determined using a Black-Scholes option valuation model with the following key assumptions: risk-free interest rate of 1.0%; expected life of 5.7 years; expected volatility of the price of our Common Stock of 25.9%; expected dividend yield of 2.9%; and the exercise price of \$239.64.

Outstanding Equity Awards at Fiscal Year-End

The following table sets forth summary information regarding the outstanding equity awards at December 31, 2021 granted to each of our NEOs.

Name	Option Awards				Stock Awards			
	Number of Securities Underlying Unexercised Options Exercisable (#)	Number of Securities Underlying Unexercised Options (#)	Option Exercise Price (\$/Option)	Option Expiration Date ⁽¹⁾	Number of Shares or Units of Stock That Have Not Vested (#) ⁽²⁾	Market Value of Shares or Units of Stock That Have Not Vested (\$) ⁽³⁾	Equity Incentive Plan Awards: Number of Unearned Shares, Units or Rights That Have Not Vested (#)	Equity Incentive Plan Awards: Market or Payout Value of Unearned Shares, Units or Other Rights That Have Not Vested (\$) ⁽³⁾
	<i>Stock Options⁽¹⁾</i>				<i>Restricted Stock Units and Dividend Equivalents</i>		<i>Performance Units and Dividend Equivalents</i>	
Robert A. Bradway	0	115,307	239.64	4/30/2031	43,242	9,728,153	31,984 ⁽⁴⁾	7,195,440
	0	102,031	236.36	5/5/2030			30,446 ⁽⁵⁾	6,849,437
	45,487	92,353	177.31	5/3/2029			34,964 ⁽⁶⁾	7,865,851
	71,573	36,871	177.46	4/27/2028				
	130,718	0	162.60	5/1/2027				
	119,782	0	156.35	5/3/2026				
Murdo Gordon	0	36,231	239.64	4/30/2031	11,201	2,519,889	10,049 ⁽⁴⁾	2,260,724
	0	29,050	236.36	5/5/2030			8,668 ⁽⁵⁾	1,950,040
	12,996	26,386	177.31	5/3/2029			9,989 ⁽⁶⁾	2,247,225
David M. Reese	0	34,782	239.64	4/30/2031	16,216	3,648,114	9,647 ⁽⁴⁾	2,170,286
	0	29,050	236.36	5/5/2030			8,668 ⁽⁵⁾	1,950,040
	12,996	26,386	177.31	5/3/2029			9,989 ⁽⁶⁾	2,247,225
	5,152	2,655	177.46	4/27/2028				
	8,714	0	162.60	5/1/2027				
	8,711	0	156.35	5/3/2026				
Peter H. Griffith	0	28,985	239.64	4/30/2031	20,111	4,524,372	8,039 ⁽⁴⁾	1,808,534
	0	28,341	236.36	5/5/2030			8,456 ⁽⁵⁾	1,902,346
Esteban Santos	0	34,420	239.64	4/30/2031	11,686	2,628,999	9,547 ⁽⁴⁾	2,147,789
	0	28,341	236.36	5/5/2030			8,456 ⁽⁵⁾	1,902,346
	11,371	23,089	177.31	5/3/2029			8,740 ⁽⁶⁾	1,966,238
	16,032	8,259	177.46	4/27/2028				
	30,501	0	162.60	5/1/2027				
	8,711	0	156.35	5/3/2026				

- (1) In general, stock options expire on the tenth anniversary of their grant date. If a retirement-eligible staff member retires, their stock options continue to vest and expire on the earlier of: (i) the fifth anniversary of their retirement date; or (ii) the end of the grant term.
- (2) The following table shows the vesting of RSUs and related accrued dividend equivalents (rounded down to the nearest whole number of units) outstanding as of December 31, 2021. RSUs accrue dividends that are deemed reinvested in shares and payable only when, and to the extent that, the underlying RSUs vest and are issued to the participant.

Name	Granted on					
	April 30, 2021 ^(a)	May 5, 2020 ^(a)	November 1, 2019 ^(b)	May 3, 2019 ^(b)	November 2, 2018 ^(c)	April 27, 2018 ^(c)
Robert A. Bradway	13,596	12,832	0	11,470	0	5,344
Murdo Gordon	4,271	3,653	0	3,277	0	0
David M. Reese	4,101	3,653	0	3,277	4,801	384
Peter H. Griffith	3,417	3,564	13,130	0	0	0
Esteban Santos	4,058	3,564	0	2,867	0	1,197

(a) Scheduled to vest at a rate of approximately 33%, 33%, and 34% on the second, third, and fourth anniversaries of the grant date, respectively.

(b) Scheduled to vest in approximately equal amounts on each of the third and fourth anniversaries of the grant date.

(c) Scheduled to vest on the fourth anniversary of the grant date.

- (3) The market values of RSUs and performance units (and related dividend equivalents) were calculated by multiplying the number of RSUs outstanding or the number of performance units as determined in accordance with Securities and Exchange Commission, or SEC, rules and footnotes 4 through 6 below, as applicable, by the closing price of our Common Stock on December 31, 2021 (\$224.97).

- (4) Reflects the sum of the number of performance units granted for the 2021–2023 performance period (January 1, 2021 to December 31, 2023) and the related dividend equivalents accrued through December 31, 2021, multiplied by the target payout percentage of 100%. As required by SEC rules, the target payout percentage is disclosed in the table because the estimated payout percentage as of December 31, 2021 is greater than a threshold level of performance, but less than the target payout of 100% of the performance units granted (based on the sum of: (1) the estimated outcomes of our operating measures to be achieved; and (2) the TSR modifier based on our TSR percentile rank relative to the TSRs of the companies in the Reference Group for the period from the April 30, 2021 grant date to December 31, 2021). The number of dividend equivalents multiplied by the 100% payout percentage (rounded down to the nearest whole number of units) included in the table above are as follows: 744 units for Mr. Bradway; 233 units for Mr. Gordon; 224 units for Dr. Reese; 187 units for Mr. Griffith; and 222 units for Mr. Santos. Dividend equivalents are only paid when and to the extent the underlying performance units are earned.
- (5) Reflects the sum of the number of performance units granted for the 2020–2022 performance period (January 1, 2020 to December 31, 2022) and the related dividend equivalents accrued through December 31, 2021, multiplied by the maximum payout percentage of 100%. As required by SEC rules, the target payout percentage is disclosed in the table because the estimated payout percentage as of December 31, 2021 is greater than the threshold level of performance, but less than the target payout of 100% of the performance units granted (based on the sum of: (1) the estimated outcomes of our operating measures to be achieved; and (2) the TSR modifier based on our TSR percentile rank relative to the TSRs of the companies in the Reference Group for the period from the May 5, 2020 grant date to December 31, 2021). The number of dividend equivalents multiplied by the 100% payout percentage (rounded down to the nearest whole number of units) included in the table above are as follows: 1,539 units for Mr. Bradway; 438 units for Mr. Gordon and Dr. Reese; and 427 units for Messrs. Griffith and Santos. Dividend equivalents are only paid when and to the extent the underlying performance units are earned.
- (6) Reflects the number of performance units granted for the 2019–2021 performance period (January 1, 2019 to December 31, 2021), and related dividend equivalents accrued through December 31, 2021, multiplied by the actual payout percentage of 86.8%, which is based on our actual performance under our operating measures of 91.6% and the relative TSR percentage modifier of -4.8% percentage points based on our actual TSR percentile rank relative to the TSRs of the companies in the Reference Group for the period from the May 3, 2019 grant date to December 31, 2021. The number of dividend equivalents multiplied by the 86.8% payout percentage noted above (rounded down to the nearest whole number of units) included in the table above are as follows: 2,714 units for Mr. Bradway; 775 units for Mr. Gordon and Dr. Reese; and 678 units for Mr. Santos. Since these performance units were paid in 2022, they will be reflected in the "Option Exercises and Stock Vested" table as vested shares in next year's proxy statement.

The estimated payouts of the performance units described above are disclosed in the limited context of our executive compensation program and should not be understood to be statements of our expectations of our stock price or estimates of results or other guidance. We specifically caution investors not to apply these statements to other contexts.

Option Exercises and Stock Vested

The following table summarizes the exercise of options, the vesting of RSUs, and the payment of performance units earned for the 2018–2020 performance period (and related dividend equivalents, as applicable) for each of our NEOs during the year ended December 31, 2021. The RSUs and performance units vested and converted to one share of our Common Stock for each vested RSU and performance unit. The 2018–2020 performance units had a performance period from January 1, 2018 through December 31, 2020 and became payable as shares upon certification by our Compensation Committee in March 2021.

Name	Option Awards		Stock Awards	
	Number of Securities Acquired on Exercise (#)(1)	Value Realized on Exercise (\$)(2)	Number of Shares Acquired on Vesting (#)	Value Realized on Vesting (\$)(3)
Robert A. Bradway	73,500	13,297,620	55,454	13,557,835
Murdo Gordon	0	0	30,965	7,171,502
David M. Reese	2,300	419,796	11,633	2,669,897
Peter H. Griffith	0	0	6,413	1,327,462
Esteban Santos	0	0	12,615	3,083,727

- (1) These amounts represent the exercise of stock options granted in April 2011 and expiring in April 2021. For Mr. Bradway and Dr. Reese, 47,527 and 1,147 shares, respectively, were withheld by the Company to cover the option exercise price and tax withholding.
- (2) The value shown is based on the stock options exercised multiplied by the difference between the market price of the underlying securities at exercise and the stock option exercise price.
- (3) The value shown is the closing price of a share of our Common Stock on the business days immediately prior to the vesting dates of RSUs and to the payment date for the performance units, as applicable, multiplied by the number of units vested/paid, including cash received in lieu of fractional dividend equivalents.

Nonqualified Deferred Compensation

The following table sets forth summary information regarding aggregate contributions to and account balances under our SRP and NDCP for, and as of, the year ended December 31, 2021. There were no withdrawals by any of the NEOs in 2021.

Name	2021 Employee Contributions (\$)(1)	2021 Company Contributions (\$)(2)	2021 Earnings (\$)(3)	Balance as of 12/31/21 (\$)(4)
Robert A. Bradway	524,250	487,149	1,355,765	21,292,390
Murdo Gordon	149,300	227,074	164,329	2,925,260
David M. Reese	0	220,504	56,845	1,768,687
Peter H. Griffith	1,130,400	213,337	40,856	2,291,006
Esteban Santos	0	208,375	342,976	4,255,839

- (1) Reflects the portions of the annual cash incentive awards deferred and contributed to the NDCP in the amount of \$524,250 by Mr. Bradway; \$149,300 by Mr. Gordon; and \$1,130,400 by Mr. Griffith. The amounts for Messrs. Bradway, Gordon and Griffith were included in the "Non-Equity Incentive Plan Compensation" column of the "Summary Compensation Table" in 2020, the year they were earned.
- (2) Reflects credits to the SRP. With respect to Mr. Griffith, the unvested portion of his SRP contribution vests on the third anniversary of his hire date of October 23, 2019. See footnote 4.
- (3) Reflects earnings in the NDCP and SRP for 2021.
- (4) Reflects balances in the NDCP and SRP on December 31, 2021. All amounts are vested, except amounts with respect to \$132,273 for Mr. Griffith related to Company contributions and related gains and losses to his SRP account. These balances include the following aggregate amounts that are reported as compensation in this proxy statement in the "Summary Compensation Table" in 2021, 2020, and 2019: \$2,497,719 for Mr. Bradway; \$1,192,204 for Mr. Gordon; \$587,815 for Dr. Reese; \$2,091,153 for Mr. Griffith; and \$491,706 for Mr. Santos.

General Provisions of the Supplemental Retirement Plan and Nonqualified Deferred Compensation Plan

The SRP is designed to provide a "make-whole" benefit to 401(k) Plan participants who have eligible compensation in excess of the Internal Revenue Code's qualified plan compensation limit. The Company credits to the SRP a 10% contribution on such compensation to represent the equivalent percentage of Company contributions that would have been made to the 401(k) Plan if the compensation had been eligible for deferral into the 401(k) Plan. For the same reason, the Company also credits to the SRP a 10% contribution on amounts voluntarily deferred by a participant into the NDCP. No "above market" crediting rates are offered under the SRP and employee contributions to the SRP are not permitted.

The SRP and the NDCP are unfunded plans for tax purposes and for purposes of Title I of the Employee Retirement Income Security Act of 1974, as amended. Deferred amounts are our general unsecured obligations and are subject to our ongoing financial solvency. We have established a grantor trust (a so-called "rabbi" trust) for the purpose of accumulating funds to assist us in satisfying our obligations under the NDCP. Earnings on amounts contributed to our SRP and NDCP, like our

401(k) Plan, are based on participant selections among the deemed investment options selected by a committee of our executives. This committee has the sole discretion to discontinue, substitute, or add investment options at any time. Participants can select from among these investment options for purposes of determining the earnings or losses that we will credit to their plan accounts, but they do not have an ownership interest in the investment options they select. Unlike our 401(k) Plan, we do not offer the opportunity for NDCP or SRP participants to invest through a brokerage window or in our Common Stock. The investment options available to NDCP and SRP participants also differ from our 401(k) in that they include six target date portfolios which are used as default investment options (the "Target Retirement Portfolios"). The investment options available during 2021 are described in the subsection "Investment Options Under the 401(k), Supplemental Retirement, and Nonqualified Deferred Compensation Plans" below. Invested credits can be reallocated among available plan investment options on any business day and effective at the close of business on that day (subject to the time of day the reallocation request is made on a day the market is open).

Retirement and Savings Plan (401(k) Plan) and Supplemental Retirement Plan

Our 401(k) Plan is a qualified plan available to regular U.S.-based staff members of the Company and participating subsidiaries (except Puerto Rico). All 401(k) Plan participants, including our NEOs, are eligible to receive the same proportionate level of matching and nonelective or "core" contributions from us. Company contributions on eligible compensation earned above the Internal Revenue Code qualified plan

compensation limit and on amounts that were deferred to the NDCP are credited to our SRP, a nonqualified plan that is available to all 401(k) Plan-eligible staff members.

Contributions. We make a core contribution of 5% of eligible compensation to all regular U.S.-based staff members under the 401(k) Plan, regardless of whether the staff members elect to defer any of their compensation to the 401(k) Plan. In addition, under the 401(k) Plan, participants are eligible to receive matching contributions of up to 5% of eligible compensation they contribute to the 401(k) Plan. Under our SRP, we credit 10% of each participant's eligible compensation in excess of the maximum recognizable compensation limit for qualified plans, which equals the combined percentage of our core contributions and maximum matching contributions under our 401(k) Plan. We also credit to the SRP 10% of each participant's compensation if they elect to defer to the NDCP.

Distributions. Participants receive distributions from the SRP following their termination of employment. Participants may elect to receive distributions as a lump sum payment in the first or second year following termination of employment, or, for balances in excess of \$100,000, in installments that commence in the year following termination. For our NEOs, Section 409A of the Internal Revenue Code generally requires that their distributions may not occur earlier than six months following our NEO's termination of employment.

Nonqualified Deferred Compensation Plan

Our NDCP allows participants to defer receipt of a portion of their eligible compensation to a future date, with an opportunity to earn tax-deferred returns on the deferrals. Members of our Board of Directors, or Board, and our U.S.- and Puerto Rico-based staff members at the director level or above, who include our NEOs, are eligible to participate in this plan. Our NEOs may participate in this plan on the same basis as the other participants in the plan.

Contributions. Participants who are staff members may elect to defer up to a maximum of 50% of their eligible base salary, up to a maximum of 80% of their annual cash incentive award, and up to 80% of sales commissions. Non-employee members of our Board may defer all or a portion of their fees, including retainers and meeting fees. In addition, we may, in our sole discretion, contribute additional amounts to any participant's account at any time, such as contributing sign-on bonuses to the accounts of newly-hired staff members or for retention purposes.

Distributions. Participants may elect to receive distributions as a lump sum or, for balances in excess of \$100,000, in annual installments for up to ten years. For most participants, distributions commence in the

Participants in the 401(k) Plan are immediately vested in participant and matching contributions and related earnings and losses on such amounts. Participants in the 401(k) Plan who were hired before January 1, 2020 are also immediately vested in core contributions and related earnings and losses on such amounts. Participants in the 401(k) Plan who were hired on or after January 1, 2020 will only become 100% vested in core contributions and related earnings and losses on such amounts after three years of service. Participants in the SRP are immediately vested in matching contributions that are made by us with respect to amounts the participants deferred under the NDCP and related earnings and losses on such amounts, and are fully vested in the remainder of their accounts upon the earlier of: (i) three continuous years of their service to us; (ii) termination of their employment on or after their normal retirement date (as defined in the 401(k) Plan); (iii) their disability (as defined in the 401(k) Plan); (iv) their death; or (v) a change of control and termination of their employment as described below in "Potential Payments Upon Termination or Change of Control—*Change of Control Severance Plan*."

first or second year following the participant's termination of employment. For our NEOs, Section 409A of the Internal Revenue Code generally requires that distributions may not occur earlier than six months following our NEO's termination of employment. In 2021, participants could also elect to receive an in-service distribution of an elective deferral (called a short-term deferral) that is paid no earlier than three full years after the end of the plan year in which the deferral was made. Participants may also petition for a distribution due to an unforeseeable financial hardship.

Vesting. Participants are at all times 100% vested in the amounts that they elect to defer and related earnings and losses on such amounts. As part of his initial hire package, and to replace the forfeiture of certain pension benefits at his former employer, we contributed \$1 million to Mr. Gordon's NDCP account upon his hiring in 2018. This contribution and related earnings and losses thereon vested at the rate of 33%, 33%, and 34% per year on the anniversary of his hire date in 2019, 2020, and 2021, respectively, as Mr. Gordon remained continuously employed by us.

Investment Options Under the 401(k), Supplemental Retirement, and Nonqualified Deferred Compensation Plans

The investment options under the 401(k), the SRP, and the NDCP are substantially the same and the associated rates of return are contained in the tables below. For the SRP and the NDCP only, six target retirement portfolio options (referred to as "Target Retirement Portfolios" below) are among the deemed investment options and are based on different target retirement dates and designed to provide an all-in-one investment option for creating a diversified portfolio. Each portfolio is an asset allocation strategy built around a combination of

investments that is adjusted over time to gradually become more conservative as the target maturity date of the portfolio approaches.

For the 401(k) Plan only, participants may make investments in our Common Stock (no more than 20% of the value of a participant's account) and access a self-directed brokerage window. Since they are available only under the 401(k) Plan, the performance of these additional investment options are not included in the following table.

Name of Investment Option(1)	Rate of Return for 2021	Name of Investment Option(1)	Rate of Return for 2021
Target Retirement Portfolio Options(2)		Capital Preservation	1.14%
Target Retirement Portfolio Income	7.57%	Fixed Income Index	-1.63%
Target Retirement Portfolio 2020	7.93%	Fixed Income Active	-1.04%
Target Retirement Portfolio 2030	9.95%	International Equity Index	7.83%
Target Retirement Portfolio 2040	14.35%	International Equity Active	11.25%
Target Retirement Portfolio 2050	16.50%	U.S. Equity Index	25.61%
Target Retirement Portfolio 2060	16.23%	U.S. Equity Active	19.02%

(1) We retain the right to change, at our discretion, the available investment options.

Potential Payments Upon Termination or Change of Control

Change of Control Severance Plan

Our Amended and Restated Change of Control Severance Plan, or Change of Control Severance Plan, provides a lump sum payment and certain other benefits for each participant in the plan who separates from employment with us in connection with a change of control. Our Compensation Committee periodically reviews the terms of the Change of Control Severance Plan, which was originally adopted in 1998, to ensure it is aligned with current governance best practices. No tax gross-up payments are provided under the Change of Control Severance Plan. If a change of control occurs and a participant's employment is terminated by us other than for cause or disability, or is terminated by the participant for good reason, within two years after the change of control, a participant under the Change of Control Severance Plan would be entitled to:

- a lump sum cash payment in an amount equal to:
 - the product of:
 - a benefits multiple of one or two based on the participant's position (each of our NEOs has a benefits multiple of two); and
 - the sum of (i) the participant's annual base salary immediately prior to termination or, if higher, immediately prior to the change of control, plus (ii) the participant's targeted annual cash incentive award for the year in which the termination occurs;

- if, as a result of the participant's termination of employment, the participant becomes entitled to, and timely elects to continue, healthcare (including any applicable vision benefits) and/or dental coverage under Consolidated Omnibus Budget Reconciliation Act of 1985, or COBRA, Company-paid group health and dental insurance continuation coverage for the participant and his or her dependents under COBRA until the earlier of (i) the expiration of a participant's eligibility for coverage under COBRA, or (ii) the expiration of the 18-month period immediately following the participant's termination (whichever occurs earlier);
- fully-vested benefits accrued under our 401(k) Plan and our SRP;
- either a lump-sum cash payment or a contribution to our SRP, as determined by us in our sole discretion, in an amount equal to the sum of (1) the product of \$2,500 and the participant's benefits multiple, plus (2) the product of (x) 10%, (y) the sum of (i) the participant's annual base salary as in effect immediately prior to the participant's termination or, if higher, as in effect immediately prior to the change of control, plus (ii) the participant's targeted annual cash incentive award for the year in which the termination occurs (which equals the participant's annual base salary multiplied by the participant's target annual cash incentive award percentage, each as in effect immediately prior to the termination or, if higher, as in effect immediately prior to the change of control), and (z) the benefits multiple; and

- indemnification and, if applicable, directors' and officers' liability insurance provided by us for four years following the participant's termination (each of our NEOs would receive such liability insurance benefits, which would result in no additional cost to us).

If all payments or benefits received under the Change of Control Severance Plan or any other plan, arrangement, or agreement would cause the participant to be subject to excise tax, then the payments will be reduced to the extent necessary to avoid the excise tax, provided that the reduced payments, net of federal, state, and local income taxes, are greater than the payments without such reduction, net of federal, state, and local income taxes, and excise tax.

The plan provides that the benefits described above would be provided in lieu of any other severance benefits that may be payable by us (other than accrued vacation and similar benefits otherwise payable to all staff members upon a termination). The plan also provides that the benefits described above may be forfeited if the participant discloses our confidential information or solicits or offers employment to any of our staff members during a period of years equal to the participant's benefits multiple following the participant's termination.

The plan is subject to automatic one-year extensions unless we notify participants no later than November 30 that the term will not be extended. If a change of control occurs during the term of the plan, the plan will continue in effect for at least 24 months following the change of control. Prior to a change of control, we can amend the plan at any time. After a change of control, the plan may not be terminated or amended in any way that adversely affects a participant's interests under the plan, unless the participant consents in writing. "Change of Control" is defined in the plan as the occurrence of any of the following:

- any person, entity, or group has acquired beneficial ownership of 50% or more of (i) our then outstanding common shares, or (ii) the combined voting power of our then outstanding securities entitled to vote in the election of directors;

- individuals making up the incumbent Board (as defined in the plan) cease for any reason to constitute at least a majority of our Board;
- immediately prior to our consummation of a reorganization, merger, or consolidation with respect to which persons who were the stockholders of the Company immediately prior to such transaction do not, immediately thereafter, own more than 50% of the then outstanding shares of the reorganized, merged, or consolidated company entitled to vote generally in the election of directors;
- a liquidation or dissolution of the Company or the sale of all or substantially all of the assets of the Company; or
- any other event which the incumbent Board (as defined in the plan), in its sole discretion, determines is a change of control.

"Cause" is defined in the plan as (i) conviction of a felony or (ii) engaging in conduct that constitutes willful gross neglect or willful gross misconduct in carrying out the participant's duties, resulting in material economic harm to us, unless the participant believed in good faith that the conduct was in, or not contrary to, our best interests.

"Disability" under the plan is determined based on our long-term disability plan as is in effect immediately prior to a change of control.

"Good reason" is defined in the plan as (i) an adverse and material diminution of a participant's authority, duties, or responsibilities, (ii) a material reduction in a participant's base salary, (iii) an increase in a participant's daily commute by more than 100 miles roundtrip, or (iv) any other action or inaction by the Company that constitutes a material breach of the agreement under which the participant provides services. In order to terminate with "good reason," a participant must provide written notice to the Company of the existence of the condition within the required period, the Company must fail to remedy the condition within the required time period and the participant must then terminate employment within the required time period.

Long-Term Incentive Equity Awards

Stock Options and Restricted Stock Units

Our stock plans (or the related grant agreements approved for use under such stock plans) provide for accelerated vesting or continued vesting of unvested stock options and RSUs in the circumstances described below.

Double-Trigger Qualifying Termination in Connection with a Change of Control. Unvested stock options and RSUs will vest in full in connection with a Change of Control (as defined in the stock plans or related grant agreements approved for use under such stock plans) only if and when, within 24 months following the Change of Control, the grantee's employment is involuntarily terminated other than for "cause" or "disability," or, in the case of staff members subject to the Change of Control Severance Plan, voluntarily terminated with "good reason" (as each is defined in the grant agreements).

Death or Disability. In general, unvested stock options and RSUs granted in calendar years prior to the year death or disability occurs vest in full upon the occurrence of such event. For unvested stock options and RSUs granted in the calendar year death or disability occurs, a pro-rata amount of these stock options and RSUs immediately vests based on the number of completed months of employment during the calendar year such event occurs. Under our stock plans, a disability has the same meaning as under Section 22(e)(3) of the Internal Revenue Code and occurs where the disability has been certified by either the Social Security Administration, the comparable government authority in another country with respect to non-U.S. staff members, or an independent medical advisor appointed by us.

Retirement. In general, unvested stock options and RSUs granted in calendar years prior to the year in which an employee retires continue to vest on their original vesting schedule following the retirement of the holder if the holder has been continuously employed for at least ten years and is age 55 or older or is age 65 or older, regardless of service (a retirement-eligible participant), provided that, beginning with RSUs granted in 2018, any unvested RSUs will vest in full in the event of death following such holders' retirement from the Company. If a retirement-eligible participant receives a grant of stock options or RSUs in the calendar year such retirement occurs, generally, the participant will vest in a pro-rata amount of the award he or she would be otherwise entitled based upon the number of complete months of employment during the calendar year such retirement occurs. Holders have the lesser of five years from the date of retirement or the remaining period before expiration to exercise any vested stock options. Mr. Bradway and Dr. Reese are eligible to receive this benefit because each has met the above-mentioned retirement requirements.

Performance Units

Performance units are generally forfeited unless a participant is continuously employed through the last business day of the performance period. The underlying principle is that the participant needs to have been an active employee during the entire performance

period in order to have contributed to the results on which the earned awards are based. Exceptions to this treatment are a termination of employment in connection with a change of control or the death, disability, or retirement of a participant.

Change of Control. Generally, with respect to grants of outstanding performance units, the performance period terminates as of the last business day of the last completed fiscal quarter preceding the change of control. The TSR market condition performance is based on: (A) our TSR performance for which our ending Common Stock price is computed on the greater of (i) the average daily closing price of our Common Stock for the last twenty (20) trading days of such shortened period, or (ii) the value of consideration paid for a share of our Common Stock in the change of control (whether such consideration is paid in cash, stock or other property, or any combination thereof); and (B) the TSR performance of the companies in the applicable reference group based on such companies' average daily closing stock price for the last twenty (20) trading days of such shortened performance period. With respect to the operating performance measures, if the change of control occurs: (i) during the first fiscal year of the performance period, target levels of performance shall be used to calculate the payment; and (ii) subsequent to the first fiscal year of the performance period, actual levels of performance for completed fiscal year(s) shall be used to calculate the payment. In the event of a change of control during the first six months of the performance period, however, the participant is entitled to a payment equal to an amount calculated in the manner described above, but pro-rated for the number of complete months elapsed during the shortened performance period.

Death or Disability. For all performance unit grants made in calendar years prior to the year death or disability occurs, the participant will be paid the full amount of the award he or she would be otherwise entitled to, if any, as determined at the end of the performance period. For a performance unit grant made in the calendar year in which death or disability occurs, a participant will be paid a pro-rata amount of the award he or she would otherwise be entitled to, if any, as determined at the end of the performance period, based upon the number of complete months of employment in the calendar year such event occurs.

Retirement. In the event of retirement of a participant who is a retirement-eligible participant, for performance unit grants made in calendar years prior to the year in which retirement occurs, the participant will be paid the full amount of the award he or she would be otherwise entitled to, if any, as determined at the end of the performance period. If a retirement-eligible participant receives a performance unit grant in the calendar year such retirement occurs, the participant will be paid a pro-rata amount of the award he or she would be otherwise entitled to, if any, as determined at the end of the performance period, based upon the number of complete months of employment during the calendar year such retirement occurs. Mr. Bradway and Dr. Reese are eligible to receive this benefit because each has met the above-mentioned retirement requirements.

Severance Terms in Mr. Griffith's Offer Letter

We entered into an offer letter with Mr. Griffith in connection with his initial hiring as Executive Vice President, Finance, effective October 23, 2019, which provides for limited severance benefits in the event of termination of employment by us, other than for "cause." As discussed previously, we generally provide these terms in our offer letters with newly hired executive officers. Specifically, Mr. Griffith's offer letter provides for cash severance protection for three years following his employment date equal to two year's annual base salary and target annual cash incentive award, plus up to 18 months of COBRA medical and dental coverage paid for by us. Benefits of this type are provided to officer-level candidates to provide an incentive to them to join our Company by reducing the risk of making such a job change. The severance benefits for Mr. Griffith expire on October 23, 2022, and are payable only if Mr. Griffith is terminated other than for "cause." For purposes of the offer letter, "cause" is defined as: (i) unfitness for service, inattention to or neglect of duties, or incompetence; (ii) dishonesty; (iii) disregard or violation of the policies or procedures of the Company; (iv) refusal or failure to follow lawful directions of the Company; (v) illegal, unethical, or immoral conduct; or (vi) breach of our Proprietary Information and Inventions Agreement.

Estimated Potential Payments

The tables below set forth the estimated current value of payments and benefits: (i) to each of our NEOs upon a change of control, upon a qualifying termination within two years following a change of control, or

upon death or disability; (ii) to Mr. Bradway and Dr. Reese upon retirement; and (iii) to Mr. Griffith, upon termination without "cause." All amounts shown in the tables below assume that the triggering events occurred on December 31, 2021 and do not include: (i) the 2019-2021 performance unit awards and the 2021 EIP payouts, which were earned as of December 31, 2021; (ii) other benefits earned during the term of our NEO's employment that are available to all salaried staff members, such as accrued vacation; (iii) benefits paid by insurance providers under life and disability policies; and (iv) benefits previously accrued and vested under the SRP and the NDCP. For information on the accrued amounts payable under these plans, see the "Nonqualified Deferred Compensation" table above. The actual amounts of payments and benefits that would be provided can only be determined at the time of a change of control and/or the NEO's separation from the Company. In accordance with SEC rules, the value of accelerated equity awards shown in the tables below was calculated using the closing price of our Common Stock on December 31, 2021 (\$224.97). The amounts shown for accelerated stock options is the difference between the closing price at December 31, 2021 (\$224.97), and the exercise price of unvested stock options, multiplied by the number of unvested stock options. The value per unit of accelerated RSUs and performance units, including the related accrued dividend equivalents (rounded down to the nearest whole number of units), equals the applicable closing price multiplied by the number of units and dividend equivalents vested or earned, as applicable, as a result of such event.

Estimated Payments to Robert A. Bradway

Estimated Potential Payment or Benefit	Triggering Event			
	Change in Control(\$)	Change in Control and Termination(\$)	Retirement(\$)	Death or Disability(\$)
Lump sum cash severance payment	0	8,364,000	0	0
Intrinsic value of accelerated unvested stock options	0	6,153,285	6,153,285	6,153,285
Intrinsic value of accelerated unvested RSUs	0	9,728,153	9,728,153	9,728,153
Value of 2021-2023 performance units	5,036,853 ⁽¹⁾	5,036,853 ⁽¹⁾	5,317,391 ⁽²⁾	5,317,391 ⁽²⁾
Value of 2020-2022 performance units	6,219,296 ⁽¹⁾	6,219,296 ⁽¹⁾	5,568,682 ⁽²⁾	5,568,682 ⁽²⁾
Continuing health care benefits for 18 months ⁽³⁾	0	41,320	0	0
Continuing retirement plan contributions for two years ⁽⁴⁾	0	841,400	0	0
Total	11,256,149	36,384,307	26,767,511	26,767,511

Estimated Payments to Murdo Gordon

Estimated Potential Payment or Benefit	Triggering Event			
	Change in Control(\$)	Change in Control and Termination(\$)	Retirement(\$)	Death or Disability(\$)
Lump sum cash severance payment	0	4,287,200	0	0
Intrinsic value of accelerated unvested stock options	0	1,257,557	0	1,257,557
Intrinsic value of accelerated unvested RSU's	0	2,519,889	0	2,519,889
Value of 2021-2023 performance units	1,582,439 ⁽¹⁾	1,582,439 ⁽¹⁾	0	1,670,627 ⁽²⁾
Value of 2020-2022 performance units	1,770,514 ⁽¹⁾	1,770,514 ⁽¹⁾	0	1,585,364 ⁽²⁾
Continuing health care benefits for 18 months ⁽³⁾	0	41,320	0	0
Continuing retirement plan contributions for two years ⁽⁴⁾	0	433,720	0	0
Total	3,352,953	11,892,639	0	7,033,437

Estimated Payments to David M. Reese

Estimated Potential Payment or Benefit	Triggering Event			
	Change in Control(\$)	Change in Control and Termination(\$)	Retirement(\$)	Death or Disability(\$)
Lump sum cash severance payment	0	4,280,000	0	0
Intrinsic value of accelerated unvested stock options	0	1,383,696	1,383,696	1,383,696
Intrinsic value of accelerated unvested RSU's	0	3,648,114	2,567,976 ⁽⁵⁾	3,648,114
Value of 2021-2023 performance units	1,519,222 ⁽¹⁾	1,519,222 ⁽¹⁾	1,603,811 ⁽²⁾	1,603,811 ⁽²⁾
Value of 2020-2022 performance units	1,770,514 ⁽¹⁾	1,770,514 ⁽¹⁾	1,585,364 ⁽²⁾	1,585,364 ⁽²⁾
Continuing health care benefits for 18 months ⁽³⁾	0	41,320	0	0
Continuing retirement plan contributions for two years ⁽⁴⁾	0	433,000	0	0
Total	3,289,736	13,075,866	7,140,847	8,220,985

Estimated Payments to Peter H. Griffith

Estimated Potential Payment or Benefit	Triggering Event			
	Change in Control(\$)	Change in Control and Termination(\$)	Termination Without Cause(\$) ⁽⁶⁾	Death or Disability(\$)
Lump sum cash severance payment	0	4,056,800	4,056,800	0
Intrinsic value of accelerated unvested stock options	0	0	0	0
Intrinsic value of accelerated unvested RSU's	0	4,524,372	0	4,524,372
Value of 2021-2023 performance units	1,265,906 ⁽¹⁾	1,265,906 ⁽¹⁾	0	1,336,322 ⁽²⁾
Value of 2020-2022 performance units	1,727,320 ⁽¹⁾	1,727,320 ⁽¹⁾	0	1,546,669 ⁽²⁾
Continuing health care benefits for 18 months ⁽³⁾	0	41,320	41,320	0
Continuing retirement plan contributions for two years ⁽⁴⁾	0	410,680	0	0
Acceleration of unvested balance of SRP	0	132,273	0	132,273
Total	2,993,226	12,158,671	4,098,120	7,539,636

Estimated Payments to Esteban Santos

Estimated Potential Payment or Benefit	Triggering Event			
	Change in Control(\$)	Change in Control and Termination(\$)	Retirement(\$)	Death or Disability(\$)
Lump sum cash severance payment	0	3,974,000	0	0
Intrinsic value of accelerated unvested stock options	0	1,492,807	0	1,492,807
Intrinsic value of accelerated unvested RSU's	0	2,628,999	0	2,628,999
Value of 2021-2023 performance units	1,503,475 ⁽¹⁾	1,503,475 ⁽¹⁾	0	1,587,163 ⁽²⁾
Value of 2020-2022 performance units	1,727,320 ⁽¹⁾	1,727,320 ⁽¹⁾	0	1,546,669 ⁽²⁾
Continuing health care benefits for 18 months ⁽³⁾	0	45,800	0	0
Continuing retirement plan contributions for two years ⁽⁴⁾	0	402,400	0	0
Total	3,230,795	11,774,801	0	7,255,638

(1) In the event of a change of control (with or without a qualifying termination) that occurs after the first six months of the 2021-2023 performance period, the number of performance units that would have been earned is the sum of the number of performance units granted and related dividend equivalents accrued through December 31, 2021, multiplied by a payout percentage of 70%, which employs the plan dictated target level of performance for the operating performance measures of 100% modified down by 30 percentage points by the TSR modifier which is based on our TSR percentile rank relative to the TSRs of the companies in the Reference Group for the period from the April 30, 2021 grant date through September 30, 2021, the last business day of the last fiscal quarter before the change in control.

In the event of a change of control occurring (with or without a qualifying termination) that occurs during the second year of the 2020-2022 performance period, the number of performance units that would have been earned is the sum of the number of performance units granted and related dividend equivalents accrued through December 31, 2021, multiplied by a payout percentage of 90.8%, which is the percentage based on the estimated outcomes of our operating performance measures achieved during the first year of the performance period of 120.8%, decreased by the TSR modifier by 30 percentage points based on our TSR percentile rank relative to the TSRs of the companies in the Reference Group for the period from the May 5, 2020 grant date to September 30, 2021, the last business day of the last fiscal quarter before the change in control.

Our TSRs for purposes of determining the payout percentages of these awards would be based on the higher of: (i) the average closing price of our Common Stock for the last 20 trading days of the shortened performance period ended on September 30, 2021; and (ii) the value of consideration the acquirer paid for a share of our Common Stock in the change of control. For purposes of the payout values shown in the tables, the TSRs for our Common Stock were based on the respective actual TSRs over the respective averaging periods ending September 30, 2021, the last business day of the last fiscal quarter before the change in control. The resulting number of units that would have been earned was multiplied by \$224.97, the closing price of our Common Stock on December 31, 2021.

For information on the actual number of units to be earned for these performance unit grants, see "Elements of Compensation and Specific Compensation Decisions—Long-Term Incentive Equity Awards" in our Compensation Discussion and Analysis.

(2) In the event death or disability occurs, the participant is entitled to the number of performance units that would have been earned by the NEO if he had remained employed for the entire performance period. For purposes of the payout values shown in the tables, the number of units that would have been earned was multiplied by \$224.97, the closing price of our Common Stock on December 31, 2021.

For the 2021-2023 performance period, the number of performance units that would have been earned has been estimated as the sum of the number of performance units granted and related dividend equivalents accrued through December 31, 2021, multiplied by the payout percentage of 73.9%. The payout percentage is based on the estimated outcomes as of December 31, 2021, of our operating performance measures to be achieved during the performance period of 103.9%, which was decreased by the TSR modifier by 30 percentage points based on our TSR percentile rank relative to the TSRs of the companies in the Reference Group for the period from the April 30, 2021 grant date to December 31, 2021.

For the 2020-2022 performance period, the number of performance units that would have been earned has been estimated as the sum of the number of performance units granted and related dividend equivalents accrued through December 31, 2021, multiplied by the payout percentage of 81.3%. The payout percentage is based on the estimated outcomes as of December 31, 2021, of our operating performance measures to be achieved during the performance period of 111.3%, which was decreased by the TSR modifier by 30 percentage points based on our TSR percentile rank relative to the TSRs of the companies in the Reference Group for the period from the May 5, 2020 grant date to December 31, 2021.

In the event of actual death or disability, payout of shares in satisfaction of amounts earned for grants for the 2021-2023 and 2020-2022 performance periods would not occur until after the end of the performance periods and would be based on actual performance through the end of the performance period. For more information, see "Elements of Compensation and Specific Compensation Decisions—Long-Term Incentive Equity Awards" in our Compensation Discussion and Analysis.

As Mr. Bradway and Dr. Reese were retirement-eligible as of December 31, 2021, the retirement payout amounts for performance units for the 2021-2023 and 2020-2022 performance periods were calculated in the same manner as the respective death and disability amounts.

(3) Reflects the estimated cost of medical, dental, and vision insurance coverage based on rates charged to our staff members for post-employment coverage provided in accordance with COBRA for the first 18 months following termination adjusted for the last six months of this period by a 5% inflation factor for medical coverage and a 3% inflation factor for dental coverage.

(4) Reflects the value of retirement plan contributions for two years calculated as two times the sum of: (i) \$2,500; and (ii) the product of: (a) 10%; and (b) the sum of the NEO's annual base salary as of December 31, 2021, and the NEO's targeted annual cash incentive award for 2021 (which equals the NEO's annual base salary as of December 31, 2021, multiplied by the NEO's target annual cash incentive award percentage for 2021).

(5) Excludes the value of unvested RSUs (including related accrued dividend equivalents rounded down to the nearest whole number of units) granted to Dr. Reese on November 2, 2018 in connection with his promotion, totaling 4,801 units which do not provide for continued vesting after retirement.

(6) Reflects amounts that would be paid to Mr. Griffith pursuant to his offer letter in the event Mr. Griffith was terminated without "cause," including two years of annual salary and annual target incentive bonus, as defined, and the cost of providing continuing medical and dental insurance coverage for 18 months in accordance with COBRA calculated in the same manner as described in footnote 3 above. The terms of Mr. Griffith's offer letter relating to these benefits expire at the end of the third year of his employment on October 23, 2022.

Director Compensation

The compensation program for our non-employee directors is intended to be competitive and fair so that we can attract the best talent to our Board of Directors, or Board, and recognize the time and effort required of a director given the size and complexity of our operations. In addition to cash compensation, we provide equity grants and have stock

ownership guidelines to align the directors' interests with our stockholders' interests and to focus on our long-term growth and success. Directors who are our employees are not paid any fees for serving on our Board or for attending Board meetings.

2021 Director Compensation

Position	Annual Cash Retainer (\$)	Annual Equity Awards (Restricted Stock Units Grant Date Market Value) (\$)
Non-Employee Director	105,000	210,000
Lead Independent Director Retainer	40,000	—
Committee Chair Retainers		—
Audit Committee Chair	30,000	—
Other Committee Chairs (Compensation and Management Development, Corporate Responsibility and Compliance, and Governance and Nominating Committees)	20,000	—
Committee Member Meeting Retainer	12,500	—

Equity Incentives. Each non-employee director received an automatic annual grant of restricted stock units, or RSUs, on the date of the annual meeting of stockholders, with a grant date fair market value of \$210,000, based on the closing price of our Common Stock on the grant date (rounded down to the nearest whole number). The RSUs vest immediately, and to further support long-term holding, a director may choose to defer receipt of such shares. Directors who elect to defer receipt of the shares accrue dividend equivalents on the vested RSUs during the deferral period. Further, to increase their equity holdings, a director may also elect to receive deferred vested RSUs in lieu of up to 100% of his or her cash compensation.

Director Stock Ownership Guidelines. All non-employee directors are expected to hold the equivalent of five times the Board annual cash retainer (\$525,000 in 2021) in our Common Stock while serving as a non-employee director.

All non-employee directors are expected to comply with the stock ownership guidelines on or before December 31st of the calendar year in which the fifth anniversary of their first date of election by stockholders falls. For purposes of the Board stock ownership guidelines, issued and outstanding shares of our Common Stock held beneficially or of record by the non-employee director, issued and outstanding shares of our Common Stock held in a qualifying trust (as defined in the guidelines), and vested RSUs that are deferred will count towards satisfying these stock ownership guidelines. All directors with

compliance dates that were on or prior to December 31, 2021, met the stock ownership guidelines as of that date.

Board members are subject to our insider trading policy that, among other things, prohibits engaging in short sales with respect to the Company's securities, purchasing or pledging the Company's stock on margin⁽¹⁾, or entering into any hedging, derivative or similar transactions with respect to the Company's securities.

Expenses. Directors are entitled to reimbursement of their expenses incurred in connection with attendance at Board and committee meetings and conferences with our Senior Management. We make tax gross-up payments to our directors to reimburse them for additional income taxes imposed when we are required to impute income on perquisites that we provide. Guests of our Board members are occasionally invited to Board events, and we may pay or reimburse travel expenses and may provide transportation on our aircraft for both the director and his or her guest.

Deferred Compensation. Non-employee directors are eligible to participate in the Nonqualified Deferred Compensation Plan that we maintain for our staff members (see "Nonqualified Deferred Compensation" in our Executive Compensation Tables above for more information). Earnings under this plan are market-based—there are no "above market" or guaranteed rates of returns.

⁽¹⁾ With the exception of the use of a margin account to purchase our common stock in connection with the exercise of Amgen-granted stock options (i.e., "cashless exercises").

Charitable Contributions. Through The Amgen Foundation, Inc., the Company maintains a charitable contributions matching gift program for all eligible staff members and non-employee directors. Our directors participate in the program on the same terms as our staff members. The Amgen Foundation, Inc. matches, on a dollar-for-dollar basis, qualifying donations made by directors and staff members to eligible

organizations, up to \$20,000 per person, per year. Separate from, and in addition to, this ongoing annual program, in response to specific disasters (such as COVID-19 and the Australian wildfires), The Amgen Foundation, Inc. matches, on a dollar-for-dollar basis, donations to specified disaster relief organizations, up to \$20,000 per deployment per person.

Director Compensation Table

The following table shows compensation of the non-employee members of our Board for 2021. Robert A. Bradway, our Chairman of the Board, Chief Executive Officer and President is not included in the table as he is an employee and thus receives no compensation for his service as a director.

Non-Employee Director	Fees Earned or Paid in Cash\$(3)	Stock Awards\$(4)(5)	All Other Compensation\$(6)	Total(\$)
Wanda M. Austin	130,000	209,970	20,000	359,970
Brian J. Druker	130,000	209,970	20,000	359,970
Robert A. Eckert	190,000	209,970	20,000	419,970
Greg C. Garland	150,000	209,970	20,000	379,970
Fred Hassan(1)	65,000	0	35,306	100,306
Charles M. Holley, Jr.(2)	0	369,970	0	369,970
S. Omar Ishrak(1)	65,000	174,914	1,019	240,933
Tyler Jacks	130,000	209,970	0	339,970
Ellen J. Kullman(2)	0	339,970	20,023	359,993
Amy E. Miles	130,000	209,970	20,000	359,970
Ronald D. Sugar	150,000	209,970	20,000	379,970
R. Sanders Williams	130,000	209,970	20,165	360,135

(1) Mr. Hassan retired from our Board in May 2021 and Dr. Ishrak joined our Board in July 2021. Accordingly, fees earned consist of a pro-rata amount of the annual retainer fee (pro-rated on a monthly basis for actual service) in 2021.

(2) Mr. Holley and Ms. Kullman elected to receive 100% of their respective annual retainer and committee meeting fees in the form of deferred vested RSUs, the value of which are reflected in the stock awards column in accordance with Accounting Standards Codification Topic 718.

(3) Reflects all fees earned by members of our Board for annual retainers.

(4) Reflects the grant date fair values of RSUs determined in accordance with Accounting Standards Codification Topic 718 consisting of 837 RSUs granted on May 18, 2021, to each director named above, except Mr. Hassan and Dr. Ishrak. Dr. Ishrak was granted 760 RSUs on August 6, 2021, which reflects a proration of the annual grant for service on the Board through the 2022 Annual Meeting of Stockholders. The grant date fair values of all of the annual awards are based on the closing price of our Common Stock on the grant date (\$250.86 and \$230.15 on May 18 and August 6, 2021, respectively) multiplied by the number of RSUs granted. Such grants occurred on the date of our annual meeting of stockholders or the third business day after release of our applicable quarterly earnings, respectively. Directors who elect to defer receipt of the shares accrue dividend equivalents on the vested RSUs during the deferral period. All of the RSUs granted to directors were fully vested upon grant.

In addition to the annual grants discussed above, Mr. Holley and Ms. Kullman were granted RSUs in lieu of cash fees earned in 2021 for 100% of their annual retainer and committee meeting fees (rounded down to the nearest whole number of units) as follows:

Non-Employee Director	Granted on (but receipt deferred)		
	April 30, 2021	August 6, 2021	November 5, 2021
Charles M. Holley	166	347	187
Ellen J. Kullman	135	282	152

The grant date fair values per unit for these awards were \$239.64, \$230.15, and \$213.77 for April 30, 2021, August 6, 2021, and November 5, 2021, respectively.

- (5) Directors may elect to defer issuance of shares until a later date, which would result in a deferral of taxable income to the director until the lapse of such deferral. Upon the lapse of any applicable deferral period, the vested/deferred RSUs are paid in shares of our Common Stock on a one-for-one basis. Stock option awards consist of fully vested stock options. The table below shows the aggregate number of deferred stock awards (deferred RSUs and dividend equivalents) and stock option awards outstanding for each non-employee director as of December 31, 2021. Deferred stock awards consist of vested RSUs for which receipt of the underlying shares of our Common Stock has been deferred (vested/deferred RSUs) and dividends on vested/deferred RSUs are deemed automatically reinvested to acquire additional vested/deferred RSUs.

Non-Employee Director	Deferred Restricted Stock Units and Dividend Equivalents as of December 31, 2021(a)	Stock Option Awards Outstanding as of December 31, 2021(b)
Wanda M. Austin	0	0
Brian J. Druker	3,714	0
Robert A. Eckert	13,064	20,000
Greg C. Garland	0	0
Fred Hassan	0	0
Charles M. Holley, Jr.	5,750	0
S. Omar Ishrak	0	0
Tyler Jacks	9,913	0
Ellen J. Kullman	8,134	0
Amy E. Miles	850	0
Ronald D. Sugar	17,157	0
R. Sanders Williams	0	0

- (a) Restricted stock units and related dividend equivalents are all vested, but receipt has been deferred. Restricted stock units and related dividend equivalents earned on these amounts are rounded down to the nearest whole number of shares. Fractional shares are paid in cash.
- (b) All stock options are vested.
- (6) The table below provides a summary of amounts paid by the Company for perquisites and other special benefits.

Non-Employee Director	Matching of Charitable Contributions (\$)(a)	Personal Use of Aircraft(b)		Personal Expenses While on Business Travel(c)		Other(d)		Total(\$)
		Aggregate Incremental Amounts(\$)	Tax Gross-Up(\$)	Aggregate Incremental Amounts(\$)	Tax Gross-Up(\$)	Aggregate Incremental Amounts(\$)	Tax Gross-Up(\$)	
Wanda M. Austin	20,000	0	0	0	0	0	0	20,000
Brian J. Druker	20,000	0	0	0	0	0	0	20,000
Robert A. Eckert	20,000	0	0	0	0	0	0	20,000
Greg C. Garland	20,000	0	0	0	0	0	0	20,000
Fred Hassan	20,000	0	0	0	0	15,239	67	35,306
Charles M. Holley, Jr.	0	0	0	0	0	0	0	0
S. Omar Ishrak	0	390	505	0	124	0	0	1,019
Tyler Jacks	0	0	0	0	0	0	0	0
Ellen J. Kullman	20,000	0	0	0	23	0	0	20,023
Amy E. Miles	20,000	0	0	0	0	0	0	20,000
Ronald D. Sugar	20,000	0	0	0	0	0	0	20,000
R. Sanders Williams	20,000	0	0	0	165	0	0	20,165

- (a) These are charitable contributions of The Amgen Foundation, Inc. that matched the directors' charitable contributions made in 2021.
- (b) Where we have guests accompany directors on our aircraft or where the director, for nonbusiness purposes, accompanies executives using our aircraft for business purposes, we typically incur de minimis incremental costs for transporting that person, but we are required to impute income to the director for his or her income tax purposes. We reimburse the director for the additional income taxes imposed on the director in these circumstances. The aggregate incremental cost of use of our aircraft is calculated based on our variable operating costs, which include crew travel expenses, on-board catering, landing fees, trip-related hangar/parking costs, fuel, maintenance, and other smaller variable costs. In determining the incremental cost relating to fuel and trip-

related maintenance, we applied an estimate derived from our average costs. We believe that the use of this methodology is a reasonably accurate method for calculating fuel and trip-related maintenance costs. Because our aircraft are used primarily for business travel, we do not include the fixed costs that do not change based on usage, such as pilots' salaries, our aircraft purchase costs, and the cost of maintenance not related to trips.

- (c) These amounts reflect the incremental costs of personal expenses of directors while on business travel and related imputed income to the director for his or her income tax purposes. We reimburse the director for the additional income taxes imposed on the director in these circumstances.
- (d) With respect to Mr. Hassan, reflects the costs of gifts given to him and related tax gross-up in connection with his retirement from our Board. We reimburse the director for the additional income taxes imposed on the director in these circumstances.

Security Ownership of Directors and Executive Officers

The following table sets forth certain information regarding the beneficial ownership of our Common Stock as of March 18, 2022 by: (i) each current director and nominee; (ii) our Named Executive Officers, or NEOs (as specified on page 41); and (iii) all of our current directors and executive officers as a group. There were 533,784,806 shares of our Common Stock outstanding as of March 18, 2022. None of our directors, nominees, NEOs, or executive officers, individually or as a group, beneficially owns greater than 1% of our outstanding shares of Common Stock.

Beneficial Owner	Amgen Inc. Common Stock ⁽¹⁾⁽²⁾		
	Total Common Stock Beneficially Owned	Shares Acquirable Within 60 Days	Percent of Total
Non-Employee Directors and Nominees			
Wanda M. Austin	4,031	0	*
Brian J. Druker ⁽³⁾	0	0	*
Robert A. Eckert ⁽³⁾	20,435	20,000	*
Greg C. Garland	9,861	0	*
Charles M. Holley, Jr. ⁽³⁾⁽⁴⁾	1,260	0	*
S. Omar Ishrak	935	0	*
Tyler Jacks ⁽³⁾	2,727	0	*
Ellen J. Kullman ⁽³⁾	410	0	*
Amy E. Miles ⁽³⁾	408	0	*
Ronald D. Sugar ⁽³⁾	0	0	*
R. Sanders Williams	5,246	0	*
Named Executive Officers			
Robert A. Bradway	1,068,652	498,943	*
Murdo Gordon	71,988	38,419	*
David M. Reese	95,624	64,039	*
Peter H. Griffith	14,286	10,537	*
Esteban Santos	144,350	99,414	*
All current directors, NEOs and executive officers as a group (20 individuals) ⁽⁵⁾	1,614,555	864,460	*

* Less than 1%.

(1) Information in this table is based on our records and information provided by directors, NEOs, executive officers, and in public filings. Unless otherwise indicated in the footnotes and subject to community property laws, where applicable, each of the directors and nominees, NEOs, and executive officers has sole voting and/or investment power with respect to such shares, including shares held in trust.

(2) Includes shares which the individuals shown have the right to acquire (a) upon vesting of restricted stock units, or RSUs, and related dividend equivalents (excluding fractional shares), where the shares are issuable as of March 18, 2022, or within 60 days thereafter, and (b) upon exercise of stock options that are vested as of March 18, 2022, or within 60 days thereafter, as set forth in the table below. Such shares are deemed to be outstanding in calculating the percentage ownership of such individual (and the group), but are not deemed to be outstanding as to any other person. Dividend equivalents credited on RSUs are deemed reinvested and are paid out with the vested RSUs in shares of our Common Stock.

(3) Excludes vested RSUs, and related dividend equivalents, for which receipt has been deferred to a date later than 60 days after March 18, 2022.

Name	RSUs and Dividend Equivalents Included	Stock Options Included	RSUs and Dividend Equivalents Excluded Because of Deferrals ⁽⁶⁾
Wanda M. Austin	0	0	0
Brian J. Druker	0	0	3,745
Robert A. Eckert	0	20,000	13,606
Greg C. Garland	0	0	0
Charles M. Holley, Jr.	0	0	5,799
S. Omar Ishrak	0	0	0
Tyler Jacks	0	0	9,997
Ellen J. Kullman	0	0	8,202
Amy E. Miles	0	0	857
Ronald D. Sugar	0	0	17,301
R. Sanders Williams	0	0	0
Robert A. Bradway	15,355	483,588	0
Murdo Gordon	2,841	35,578	0
David M. Reese	3,229	60,810	0
Peter H. Griffith	1,185	9,352	0
Esteban Santos	3,816	95,598	0

(4) Shares held through the Holley Family Trust.

(5) Includes 174,399 shares (excluding fractional shares) held by the four executive officers who are not NEOs and who have a right to acquire such shares upon the vesting of RSUs that have not been deferred to a date later than 60 days after March 18, 2022, or upon exercise of vested stock options as of March 18, 2022, or within 60 days thereafter. All current directors, NEOs, and executive officers as a group have the right to acquire a total of 31,810 shares upon vesting of RSUs, and related dividend equivalents, where the shares are issuable as of March 18, 2022, or within 60 days thereafter and 832,650 shares upon exercise of stock options that are vested as of March 18, 2022, or within 60 days thereafter.

(6) Excludes fractional shares which are paid out in cash on the applicable payout date.

Security Ownership of Certain Beneficial Owners

The following table shows the number of shares of our Common Stock owned by each person or entity known to the Company to be the beneficial owners of more than 5% of our Common Stock as of March 18, 2022, based on a review of publicly available statements of beneficial ownership filed with the Securities and Exchange Commission, or SEC, on Schedules 13D and 13G through March 18, 2022.

Name and Address of Beneficial Owner	Common Stock Beneficially Owned	
	Number of Shares	Percent of Total ⁽¹⁾
BlackRock, Inc. ⁽²⁾ 55 East 52nd Street New York, NY 10055	50,046,345	9.4%
The Vanguard Group ⁽³⁾ 100 Vanguard Blvd. Malvern, PA 19355	46,661,009	8.7%
State Street Corporation ⁽⁴⁾ State Street Financial Center One Lincoln Street Boston, MA 02111	30,221,708	5.7%

⁽¹⁾ The "Percent of Total" reported in this column has been calculated based upon the numbers of shares of Common Stock outstanding as of March 18, 2022, and may differ from the "Percent of Class" reported in statements of beneficial ownership filed with the SEC.

⁽²⁾ The amounts shown and the following information was provided by BlackRock, Inc. pursuant to a Schedule 13G/A filed with the SEC on February 1, 2022. BlackRock, Inc. reports that it has sole voting power over 43,968,202 of these shares and sole dispositive power over 50,046,345 shares.

⁽³⁾ The amounts shown and the following information was provided by The Vanguard Group pursuant to a Schedule 13G/A filed with the SEC on February 9, 2022. The Vanguard Group reports that it has sole voting power over 0 of these shares, shared voting power over 954,537 of these shares, sole dispositive power over 44,278,644 of these shares, and shared dispositive power over 2,382,365 of these shares.

⁽⁴⁾ The amounts shown and the following information was provided by State Street Corporation pursuant to a Schedule 13G/A filed with the SEC on February 10, 2022. State Street Corporation reports that it has sole voting power over 0 of these shares, shared voting power over 21,561,789 of these shares, sole dispositive power over 0 of these shares, and shared dispositive power over 30,147,007 of these shares.

Item 3

Ratification of Selection of Independent Registered Public Accountants

The Audit Committee of the Board of Directors, or Board, has sole authority for the appointment, compensation, and oversight of the work of the independent registered public accountants. The Audit Committee has selected Ernst & Young LLP, or EY, as our independent registered public accountants for the fiscal year ending December 31, 2022, and the Board has directed that management submit this selection for ratification by the stockholders at our 2022 Annual Meeting of Stockholders, or Annual Meeting. EY has served as our independent registered public accounting firm and has audited our financial statements since the Company's inception in 1980. Each year, the Audit Committee evaluates the qualifications and performance of the Company's independent registered public accountants and determines whether to re-engage the current independent registered public accountants or whether there should be a rotation of our independent registered public accountants. In doing so, the Audit Committee considers the quality and efficiency of the services provided by the independent registered public accountants, their technical expertise, knowledge of our complex global operations and industry, the appropriateness of EY's fees, as well as external data on audit quality and performance, including independent assessments by the Public Company Accounting Oversight Board (PCAOB) on EY and its peer firms. Based on this evaluation, the members of the Audit Committee believe that the continued retention of EY as our independent registered public accountants for 2022 is in the best interests of the Company and its stockholders.

In conjunction with the mandated rotation of EY's lead engagement partner, the Audit Committee and its Chair are directly involved in the

selection of EY's new lead engagement partner. The process for selection of EY's lead engagement partner involves a meeting between the Audit Committee's Chair and the candidate, as well as an assessment by the full Audit Committee and management. To ensure a smooth transition, the new lead engagement partner shadows the lead engagement partner and attends Audit Committee meetings in advance of assuming the responsibilities. The selection of a new lead engagement partner most recently occurred in 2021 and was effective after the completion of our 2021 Annual Report on Form 10-K. A representative of EY is expected to be in attendance at the Annual Meeting and will have an opportunity to make a statement and respond to appropriate questions.

Stockholder ratification of the selection of EY as our independent registered public accountants is not required by the Amgen Inc. Restated Certificate of Incorporation, the Amended and Restated Bylaws of Amgen Inc., or otherwise. However, the Board is submitting the selection of EY to our stockholders for ratification because we believe it is a matter of good corporate governance practice. If our stockholders fail to ratify the selection, the Audit Committee will reconsider whether or not to retain EY, but still may retain them. Even if the selection is ratified, the Audit Committee in its discretion may direct the appointment of a different independent registered public accounting firm at any time during the year if the Audit Committee determines that such a change would be in our best interests and that of our stockholders.

THE BOARD OF DIRECTORS RECOMMENDS A VOTE "FOR" RATIFICATION OF OUR INDEPENDENT REGISTERED PUBLIC ACCOUNTANTS.

Audit Matters

Audit Committee Report

The Audit Committee has reviewed and discussed with management the Company's audited consolidated financial statements as of and for the year ended December 31, 2021.

The Audit Committee has also discussed with Ernst & Young LLP, or EY, the matters required to be discussed by the applicable requirements of the Public Company Accounting Oversight Board (PCAOB) and the Securities and Exchange Commission.

The Audit Committee has received and reviewed the written disclosures and the letter from EY required by the applicable requirements of the

PCAOB regarding EY's communication with the Audit Committee concerning independence and has discussed with EY their independence.

Based on the reviews and discussions referred to above, the Audit Committee recommended to the Board of Directors that the audited consolidated financial statements referred to above be included in the Company's Annual Report on Form 10-K for the year ended December 31, 2021 for filing with the Securities and Exchange Commission.

Audit Committee of the Board of Directors

Charles M. Holley, Jr., Chair
Wanda M. Austin
Ellen J. Kullman
Amy E. Miles

Independent Registered Public Accountants

The following table presents fees for professional services provided or to be provided by EY for audits of the years ended December 31, 2021 and December 31, 2020, and fees for other services rendered by EY during these periods.

	2021	2020
Audit	\$8,784,000	\$8,860,000
Audit-Related	418,000	387,000
Tax	3,000	5,000
All Other Fees	0	0
Total Fees	\$9,205,000	\$9,252,000

Included in Audit fees above are professional services associated with the integrated audit of our consolidated financial statements and our internal control over financial reporting and the statutory audits of various subsidiaries of the Company. Audit-Related fees are attributable to assurance and related services that are also performed by our independent registered public accountants, including attest related services, accounting consultations, and audits of employee benefit plan information. The Audit Committee has considered whether the Audit-Related services provided by EY are compatible with maintaining that firm's independence. Tax fees include assistance with various corporate tax compliance and tax-related matters.

The Audit Committee has approved all audit and permissible non-audit services prior to such services being provided by EY. The Audit Committee, or the Chair of the Audit Committee who has been granted authority by the Audit Committee, approves each audit or non-audit service prior to the engagement of EY for such service. Each such service approved by the Chair of the Audit Committee is presented to the entire Audit Committee at a subsequent meeting.

Annual Report on Form 10-K

The Company's Annual Report on Form 10-K for fiscal 2021, which contains the consolidated financial statements of the Company for fiscal 2021, accompanies this proxy statement, but is not a part of the Company's soliciting materials.

Stockholders may obtain, without charge, a copy of the Company's Annual Report on Form 10-K for fiscal 2021, filed with the Securities and Exchange Commission, including the financial statements and schedules thereto, without the accompanying exhibits, by writing to: Investor Relations, Director, Amgen Inc.,

One Amgen Center Drive, Thousand Oaks, CA 91320-1799, or contact Investor Relations by telephone at (805) 447-1060 or email at investor.relations@amgen.com. The Company's Annual Report on Form 10-K is also available online on the Company's website at www.amgen.com.⁽¹⁾ A list of exhibits is included in the Form 10-K and exhibits are available online on the Company's website or may be obtained from the Company upon payment to the Company of the cost of furnishing them.

⁽¹⁾ Reference to our website is not intended to function as a hyperlink and the information contained on our website is not intended to be part of this proxy statement.

Certain Relationships and Related Transactions

Under our written Approval of Related Party Transactions policy, a Securities and Exchange Commission, or SEC, related party transaction (as defined below) may be consummated or may continue only if the Audit Committee approves or ratifies the transaction in accordance with the guidelines set forth in the policy. The policy applies to: (1) any person who is, or at any time since the beginning of our last fiscal year was, a member of our Board of Directors, or Board, one of our executive officers or a nominee to become a member of our Board; (2) any person who is known to be the beneficial owner of more than 5% of any class of our voting securities; (3) any immediate family member, as defined in the policy, of, or sharing a household with, any of the foregoing persons; and (4) any firm, corporation or other entity in which any of the foregoing persons is employed, or is a partner or principal or in a similar position or in which such person has a 5% or greater beneficial ownership interest.

All potential related party transactions are presented to the Audit Committee for its consideration and, if the Audit Committee deems it appropriate, approval. The Audit Committee considers all relevant facts and circumstances available to it, including the recommendation of management. No member of the Audit Committee participates in any review, consideration, or approval of any related party transaction involving such member or any of his or her immediate family members, except that such member is required to provide all material information concerning the related party transaction to the Audit Committee.

Related party transactions may be preliminarily entered into by management subject to ratification by the Audit Committee; provided that if ratification shall not be forthcoming, management shall make all reasonable efforts to cancel or annul such transaction. At each scheduled meeting of the Audit Committee, management is required to update the Audit Committee as to any material changes to any approved or ratified related party transaction. A "SEC Related Party Transaction" is defined in the policy as a transaction, arrangement or relationship, or series of similar transactions, arrangements or relationships (including but not limited to any indebtedness or guarantee of indebtedness) between us and any of the persons listed in the first paragraph of this section. A related party transaction also includes any material amendment or modification to an existing related party transaction.

Transactions with Related Persons

Leandro Grimaldi, who is the son-in-law of Nancy A. Grygiel, an executive officer of the Company, is employed by us as Business Performance Director. Dr. Grimaldi's compensation earned in 2021 consisted of \$146,154 in base salary, \$44,000 in annual cash incentive awards, a sign-on cash bonus and cash award of \$120,500, grants of restricted stock units valued at \$50,000 and \$7,000 respectively, on

The Audit Committee has excluded each of the following related party transactions under the terms of our Approval of Related Party Transactions policy:

1. Any matters related to compensation or benefits to the extent such compensation or benefits would not be required to be disclosed under Item 404 of Regulation S-K under the Securities Act of 1933;
2. Transactions involving less than \$120,000 (or such different amount as may require disclosure or approval under any future amendment to the rules and regulations of the SEC, including Item 404 of Regulation S-K, or the listing requirements of The NASDAQ Stock Market LLC, including Rule 5630) when aggregated with all similar transactions; or
3. Transactions approved by another independent committee of the Board.

In deciding whether to approve or ratify a related party transaction, the Audit Committee will consider the following factors:

- Whether the terms of the transaction are (i) fair to the Company and (ii) at least as favorable to the Company as would apply if the transaction did not involve a related party;
- Whether there are demonstrable business reasons for the Company to enter into the transaction;
- Whether the transaction would impair the independence of an outside director; and
- Whether the transaction would present an improper conflict of interest for any director or executive officer, taking into account the size of the transaction, the overall financial position of the related party, the direct or indirect nature of the related party's interest in the transaction and the ongoing nature of any proposed relationship, and any other factors the Audit Committee deems relevant.

Separately, to avoid even the appearance of a conflict of interest related to service on our Board, we require appropriate reporting of service in scientific publications and presentations.

the grant date, and standard relocation benefits. This transaction did not require the review or approval of the Audit Committee pursuant to our Approval of Related Party Transactions policy because it was reviewed by our Compensation and Management Development Committee.

Information Concerning Voting and Solicitation

General

The enclosed proxy is solicited on behalf of the Board of Directors, or Board, of Amgen Inc., a Delaware corporation, for use at our 2022 Annual Meeting of Stockholders, or Annual Meeting, to be held on Tuesday, May 17, 2022, at 11:00 A.M., Pacific Time, or any continuation, postponement, or adjournment thereof, for the purposes discussed in this proxy statement and in the accompanying Notice of Annual Meeting of Stockholders and any business properly brought before the Annual Meeting. Proxies are solicited to give all stockholders of record an opportunity to vote on matters properly presented at the Annual Meeting. Our 2022 Annual Meeting, will be held solely by remote communication via the internet at www.virtualshareholdermeeting.com/AMGN2022. While you will not be able to attend the Annual Meeting in person, stockholders will, to the extent possible, be afforded the same rights and opportunities to participate at the virtual meeting similarly to how they would participate at an in-person meeting.

Stockholders or their proxyholders may participate, vote, and examine our list of stockholders at our Annual Meeting via the internet at www.virtualshareholdermeeting.com/AMGN2022 and using your control number.

Pursuant to the rules adopted by the Securities and Exchange Commission, we have elected to provide access to our proxy materials over the internet. Accordingly, we are sending a Notice Regarding the Availability of Proxy Materials, or Notice, to certain of our stockholders of record, and we are sending a paper copy of the proxy materials and proxy card to other stockholders of record who we believe would prefer receiving such materials in paper form. Brokers and other nominees who hold shares on behalf of beneficial owners will be sending their own similar Notice. Stockholders will have the ability to access the proxy materials on the website referred to in the Notice or request to receive a printed set of the proxy materials. Instructions on how to request a printed copy by mail or electronically may be found on the Notice and on the website referred to in the Notice, including an option to request paper copies on an ongoing basis. We intend to make this proxy statement available on the internet and to mail the Notice, or to mail the proxy statement and proxy card, as applicable, on or about April 5, 2022, to all stockholders entitled to notice of and to vote at the Annual Meeting.

Important Notice Regarding the Availability of Proxy Materials for the 2022 Stockholder Meeting to Be Held on May 17, 2022.

This proxy statement, our 2021 annual report and our other proxy materials are available at: www.proxyvote.com. At this website, you will find a complete set of the following proxy materials: notice of 2022 Annual Meeting of Stockholders; proxy statement; 2021 annual report; and form proxy card. You are encouraged to access and review all of the important information contained in the proxy materials before submitting a proxy or voting at the meeting.

What Are You Voting On?

You will be entitled to vote on the following proposals at the Annual Meeting:

- The election of the 12 director nominees named herein to serve on our Board for a term of office expiring at the 2023 annual meeting of stockholders;
- The advisory vote to approve our executive compensation;
- The ratification of the selection of Ernst & Young LLP as our independent registered public accountants for the fiscal year ending December 31, 2022; and
- Any other business as may properly come before the Annual Meeting.

Who Can Vote

The Board has set March 18, 2022, as the record date for the Annual Meeting. You are entitled to notice and to vote if you were a stockholder of record of our Common Stock, \$.0001 par value per share, or Common Stock, as of the close of business on March 18, 2022. You are entitled to one vote on each nominee's election and on each other proposal for each share of Common Stock you held on the record date. Your shares may be voted at the Annual Meeting only if you are in attendance or your shares are represented by a valid proxy.

Difference Between a Stockholder of Record and a "Street Name" Holder

If your shares are registered directly in your name in the records of the Company's transfer agent, you are considered the stockholder of record with respect to those shares.

If your shares are held in a stock brokerage account or by a bank, trust, or other nominee, then the broker, bank, trust, or other nominee is considered to be the stockholder of record with respect to those shares. However, you are still considered to be the beneficial owner of those shares, and your shares are said to be held in "street name." Street name holders generally cannot submit a proxy or vote their shares directly and must instead instruct the broker, bank, trust, or other nominee how to vote their shares using the methods described below under "Voting Your Shares."

Shares Outstanding and Quorum

At the close of business on March 18, 2022, there were 533,784,806 shares of our Common Stock outstanding and entitled to vote at the Annual Meeting. The presence of the holders of a majority of the outstanding shares of our Common Stock entitled to vote constitutes a

quorum, which is required to hold and conduct business at the Annual Meeting. Shares are counted as present at the Annual Meeting if:

- You are in attendance at the Annual Meeting; or
- Your shares are represented by a properly authorized and submitted proxy (submitted by mail, by telephone, or over the internet).

If you are a record holder and you submit your proxy, regardless of whether you abstain from voting on one or more matters, your shares will be counted as present at the Annual Meeting for the purpose of determining a quorum. If your shares are held in "street name," your shares are counted as present for purposes of determining a quorum if your broker, bank, trust, or other nominee submits a proxy covering your shares. Your broker, bank, trust, or other nominee is entitled to submit a proxy covering your shares as to certain "routine" matters, even if you have not instructed your broker, bank, trust, or other nominee on how to vote on those matters. Please see the subsection "If You Do Not Specify How You Want Your Shares Voted" below. In the absence of a quorum, the Annual Meeting may be adjourned, from time to time, by the Chair of the meeting or by the vote of the holders of a majority of the shares represented thereat, but no other business shall be transacted at such meeting.

Voting Your Shares

You may vote by attending the Annual Meeting and voting or by submitting a proxy. The method of voting by proxy differs (1) depending on whether you are viewing this proxy statement on the internet or receiving a paper copy and (2) for shares held as a record holder and shares held in "street name."

Shares Held as a Record Holder. If you hold your shares of Common Stock as a record holder and you are viewing this proxy statement on the internet, you may submit a proxy over the internet by following the instructions on the website referred to in the Notice previously mailed to you. You may request paper copies of the proxy statement and proxy card by following the instructions on the Notice. If you hold your shares of Common Stock as a record holder and you are reviewing a paper copy of this proxy statement, you may submit a proxy over the internet or by telephone by following the instructions on the proxy card, or by completing, dating, and signing the proxy card that was included with the proxy statement and promptly returning it in the pre-addressed, postage-paid envelope provided to you.

Shares Held in Street Name. If you hold your shares of Common Stock in street name, you will receive a Notice from your broker, bank, trust, or other nominee that includes instructions on how to vote your shares. Your broker, bank, trust, or other nominee may allow you to deliver

your voting instructions over the internet and may also permit you to submit your voting instructions by telephone. In addition, you may request paper copies of the proxy statement and proxy card from your broker by following the instructions on the Notice provided by your broker, bank, trust, or other nominee.

The internet⁽¹⁾ and telephone voting facilities will close at 11:59 P.M., Eastern Time, on May 16, 2022. Stockholders who submit a proxy by internet or telephone need not return a proxy card or the form forwarded by your broker, bank, trust, or other holder of record by mail.

**YOUR VOTE IS VERY IMPORTANT.
You should submit your proxy even if you plan to
attend the Annual Meeting.**

Voting at the Annual Meeting

As discussed previously, our Annual Meeting will be held solely by remote communication via the internet at www.virtualshareholdermeeting.com/AMGN2022. While you will not be able to attend the Annual Meeting in person, stockholders will, to the extent possible, be afforded the same rights and opportunities to participate at the virtual meeting similarly to how they would participate at an in-person meeting. To participate, vote, and examine our list of stockholders at the Annual Meeting, you will need to log-in to www.virtualshareholdermeeting.com/AMGN2022 using the control number on the Notice, proxy card, or voting instruction form. Please note that if your shares are held of record by a broker, bank, trust, or other nominee, and you decide to attend and vote at the Annual Meeting, your vote while in attendance at the Annual Meeting will not be effective unless you provide a legal proxy, issued in your name from the record holder (your broker, bank, trust, or other nominee). **Even if you intend to attend the Annual Meeting, we encourage you to submit your proxy in advance of the Annual Meeting.** Please see the important instructions and requirements below regarding "Attendance at the Annual Meeting."

To vote at the Annual Meeting, visit www.virtualshareholdermeeting.com/AMGN2022. For shares held as a record holder or in street name, you will need the control number that appears on your Notice, proxy card, or voting instruction form.

Changing Your Vote

As a stockholder of record, if you submit a proxy, you may revoke that proxy at any time before it is voted at the Annual Meeting. Stockholders of record may revoke a proxy by (i) duly submitting a later-dated proxy over the internet, by mail, or by telephone, (ii) delivering a written notice of revocation to the attention of the Secretary at our principal

⁽¹⁾ Stockholders who submit a proxy through the internet or telephone should be aware that they may incur costs to access the internet or telephone, such as usage charges from telephone companies or internet service providers and that these costs must be borne by the stockholder.

executive offices at One Amgen Center Drive, Thousand Oaks, California 91320-1799, or (iii) attending the Annual Meeting and voting at the Annual Meeting. Attendance at the Annual Meeting will not, by itself, revoke a proxy. If your shares are held in the name of a broker, bank, trust, or other nominee, you may change your voting instructions by following the instructions of your broker, bank, trust, or other nominee.

If You Receive More Than One Proxy Card or Notice

If you receive more than one proxy card or Notice, it means you hold shares that are registered in more than one account. To ensure that all of your shares are voted, sign and return each proxy card or, if you submit a proxy by telephone or the internet, submit one proxy for each proxy card or Notice you receive.

How Will Your Shares Be Voted

Stockholders of record as of the close of business on March 18, 2022, are entitled to one vote for each share of our Common Stock held on all matters to be voted upon at the Annual Meeting. All shares entitled to vote and represented by properly submitted proxies received before the polls are closed at the Annual Meeting, and not revoked or superseded, will be voted at the Annual Meeting in accordance with the instructions indicated on those proxies. **YOUR VOTE IS VERY IMPORTANT.**

If You Do Not Specify How You Want Your Shares Voted

As a stockholder of record, if you submit a signed proxy card or submit your proxy by telephone or internet and do not specify how you want your shares voted, the proxy holder will vote your shares:

- FOR the election of the 12 nominees listed in this proxy statement to serve on our Board for a term of office expiring at the 2023 annual meeting of stockholders;
- FOR the advisory vote to approve our executive compensation; and
- FOR the ratification of the selection of Ernst & Young LLP as our independent registered public accountants for the fiscal year ending December 31, 2022.

A “broker non-vote” occurs when a nominee holding shares for a beneficial owner has not received voting instructions from the beneficial owner and the nominee does not have discretionary authority to vote the shares. If you hold your shares in street name and do not provide voting instructions to your broker or other nominee, your shares will be considered to be broker non-votes and will not be voted on any proposal on which your broker or other nominee does not have discretionary authority to vote. Shares that constitute broker non-votes will be counted as present at the Annual Meeting for the purpose of determining a quorum, but will not be considered entitled to vote on the proposal in question and therefore will have no effect on the outcome of the vote. Brokers generally have discretionary authority to vote on the ratification of the selection of Ernst & Young LLP as our independent registered public accountants. Brokers, however, do not

have discretionary authority to vote on the election of directors to serve on our Board or on the advisory vote to approve our executive compensation.

In their discretion, the proxy holders named in the proxy solicited by the Company are authorized to vote the proxies in their discretion on any other matters that may properly come before the Annual Meeting and any continuation, postponement, or adjournment thereof. The Board knows of no other items of business that will be presented for consideration at the Annual Meeting other than those described in this proxy statement. In addition, no stockholder nomination was received on a timely basis, so no such matter may be brought to a vote at the Annual Meeting.

Inspector of Election and Counting of Votes

All votes will be tabulated as required by Delaware law, the state of our incorporation, by the inspector of election appointed for the Annual Meeting, who will separately tabulate affirmative and negative votes, abstentions, and broker non-votes. Shares held by persons attending the Annual Meeting but not voting, shares represented by proxies that reflect abstentions as to one or more proposals, and broker non-votes will be counted as present for purposes of determining a quorum.

Election of Directors. We have a majority voting standard for the election of directors in an uncontested election, which is generally defined as an election in which the number of nominees does not exceed the number of directors to be elected at the meeting. In the election of directors, you may either vote “for,” “against,” or “abstain” for each nominee. Cumulative voting is not permitted. Under our majority voting standard, in uncontested elections of directors, such as this election, each director must be elected by the affirmative vote of a majority of the votes cast by the shares in attendance at the Annual Meeting or represented by proxy. A “majority of the votes cast” means that the number of votes cast “for” a director nominee exceeds the number of votes cast “against” the nominee. For these purposes, abstentions and broker non-votes will not count as a vote “for” or “against” a nominee’s election and thus will have no effect in determining whether a director nominee has received a majority of the votes cast. Brokers do not have discretionary authority to vote on this proposal.

If a director nominee is an incumbent director and does not receive a majority of the votes cast in an uncontested election, that director will continue to serve on the Board as a “holdover” director, but must tender his or her resignation contingent upon acceptance by the Board to the Board promptly after certification of the election results of the stockholder vote. The Governance and Nominating Committee of the Board will then recommend to the Board whether to accept the resignation or whether other action should be taken. The Board will act on the tendered resignation, taking into account the recommendation of the Governance and Nominating Committee, and the Board’s decision will be publicly disclosed within 90 days after certification of the election results of the stockholder vote. A director who tenders his or her resignation after failing to receive a majority of the votes cast will not participate in the recommendation of the Governance and

Nominating Committee or the decision of the Board with respect to his or her resignation.

Management Proposals (Advisory Vote to Approve Our Executive Compensation and Ratification of Ernst & Young LLP).

The approval of the advisory vote to approve our executive compensation and the ratification of the selection of Ernst & Young LLP requires the affirmative votes of the holders of a majority of the shares present or represented by proxy at the Annual Meeting and entitled to vote on the matter. Abstentions will have the same effect as votes “against” each proposal.

Because brokers have discretionary authority to vote on the ratification of the selection of Ernst & Young LLP, we do not expect any broker non-votes in connection with the ratification. Brokers do not have discretionary authority to vote on the advisory vote to approve our executive compensation. Broker non-votes, therefore, will have no effect on the advisory votes to approve our executive compensation as brokers are not entitled to vote on such proposal in the absence of voting instructions from the beneficial owner.

Solicitation of Proxies

We will bear the entire cost of solicitation of proxies, including preparation, assembly, and mailing of this proxy statement, the proxy, the Notice, and any additional information furnished to stockholders. Copies of solicitation materials will be furnished to banks, brokerage houses, fiduciaries, and custodians holding shares of our Common Stock in their names that are beneficially owned by others to forward to those beneficial owners. We may reimburse persons representing beneficial owners for their costs of forwarding the solicitation materials to the beneficial owners. Original solicitation of proxies may be supplemented by telephone, facsimile, electronic mail, or personal solicitation by our directors, officers, or staff members. No additional compensation will be paid to our directors, officers, or staff members for such services. In addition, we have retained D.F. King & Co. to assist in the solicitation of proxies for a fee of approximately \$100,000 plus distribution costs and other costs and expenses. A list of stockholders entitled to vote at the Annual Meeting will be available for examination by any stockholder for any purpose germane to the Annual Meeting at the Company’s principal executive offices at One Amgen

Center Drive, Thousand Oaks, California 91320-1799 during ordinary business hours for the ten days prior to the Annual Meeting and also will be available for stockholders to examine our list of stockholders at our Annual Meeting via the internet at www.virtualshareholdermeeting.com/AMGN2022 and using your control number.

Attendance at the Annual Meeting

Our Annual Meeting will be held solely by remote communication via the internet at www.virtualshareholdermeeting.com/AMGN2022. You will be able to attend the Annual Meeting virtually, but not in person. The live audio webcast of the Annual Meeting will begin promptly at 11:00 A.M., Pacific Time. Stockholders or their proxyholders may participate, vote, and examine our list of stockholders at our Annual Meeting via the internet at www.virtualshareholdermeeting.com/AMGN2022 and using your control number. We encourage our stockholders to access the meeting approximately 15 minutes in advance of the designated start time to test their devices’ audio systems.

Submitting Questions at the Annual Meeting

Once online access to the Annual Meeting is open, stockholders may submit questions, if any, on www.virtualshareholdermeeting.com/AMGN2022. To demonstrate proof of stock ownership, you will need to enter the control number provided with your Notice, proxy card, or voting instruction form to submit questions and vote at our Annual Meeting. Questions pertinent to meeting matters and that are submitted in accordance with our Rules of Conduct for the Annual Meeting will be answered during the meeting, subject to applicable time constraints.

Technical Assistance

Beginning immediately prior to the start of and during the virtual Annual Meeting, we will have a support team ready to assist stockholders with any technical difficulties they may have accessing or hearing the virtual meeting. If you encounter any difficulties accessing the virtual meeting, please call our support team at 844-976-0738 (U.S.) or 303-562-9301 (International).

Other Matters

Stockholder Proposals for the 2023 Annual Meeting

Stockholder Proposals and Director Nominees for Inclusion in our 2023 Proxy Statement

Proposals Pursuant to Rule 14a-8. Pursuant to Rule 14a-8 under the Exchange Act, stockholders may present proper proposals for inclusion in our proxy statement and for consideration at our 2023 annual meeting of stockholders. To be eligible for inclusion in our 2023 proxy statement, your proposal must be received by our Secretary at our principal executive offices at One Amgen Center Drive, Thousand Oaks, California 91320-1799 or by facsimile number (805) 499-6751, no later than December 6, 2022, and must otherwise comply with Rule 14a-8 under the Exchange Act. While our Board of Directors, or Board, will consider stockholder proposals, we reserve the right to omit from our proxy statement stockholder proposals that we are not required to include under the Exchange Act, including Rule 14a-8.

Director Nominations Pursuant to Our Bylaws. Our Amended and Restated Bylaws of Amgen Inc., or Bylaws, permit an eligible stockholder, or group of up to 20 eligible stockholders, owning Amgen stock continuously for at least three years and shares representing an aggregate of at least 3% of our outstanding shares, to nominate and include in Amgen's proxy materials director nominees constituting up to the greater of 20% of the Board or two directors, provided that the stockholder(s) and nominee(s) satisfy the requirements of the Bylaws ("Proxy Access"). To nominate a director pursuant to Proxy Access at the 2023 annual meeting of stockholders, you must comply with all of the procedures, information requirements, qualifications and conditions set forth in our Bylaws. A fully compliant nomination notice must be received by us no earlier than November 6, 2022, and no later than December 6, 2022, assuming the date of the 2023 annual meeting of stockholders is not more than thirty days before and not more than seventy days after the anniversary date of the 2022 Annual Meeting of Stockholders, or Annual Meeting, and such nomination notice must be delivered to our Secretary at our principal executive offices at One Amgen Center Drive, Thousand Oaks, California 91320-1799 or by facsimile number (805) 499-6751.

Stockholder Proposals and Nominees Brought at the 2023 Annual Meeting Without Inclusion in our 2023 Proxy Statement

Business Proposals and Nominations Pursuant to our Bylaws. To nominate a director or bring any other business before the stockholders at the 2023 annual meeting of stockholders that will not be included in our 2023 proxy statement pursuant to Rule 14a-8 or the Proxy Access provisions of our Bylaws, you must comply with all of the procedures,

information requirements, qualifications and conditions set forth in our Bylaws. In addition, assuming the date of the 2023 annual meeting of stockholders is not more than thirty days before and not more than seventy days after the anniversary date of the Annual Meeting, you must notify us in writing and such notice must be delivered to our Secretary at our principal executive offices at One Amgen Center Drive, Thousand Oaks, California 91320-1799 or by facsimile number (805) 499-6751 no earlier than January 17, 2023, and no later than February 16, 2023.

You may write to our Secretary at our principal executive offices at One Amgen Center Drive, Thousand Oaks, California 91320-1799 or by facsimile number (805) 499-6751, to deliver the notices discussed above and for a copy of the relevant Bylaw provisions regarding the requirements for making stockholder proposals and nominating director candidates pursuant to our Bylaws. Also, our Bylaws are filed with the Securities and Exchange Commission, or SEC, as an exhibit to our Exchange Act reports and can be accessed through the SEC's EDGAR system.

The Chair of the Annual Meeting has the sole authority to determine whether any nomination or other proposal has been properly brought before the meeting in accordance with our Bylaws. If we receive a proposal other than pursuant to Rule 14a-8 or a nomination for the 2023 annual meeting of stockholders, and such nomination or other proposal is not delivered within the time frame specified in our Bylaws, then the person(s) appointed by the Board and named in the proxies for the 2023 annual meeting of stockholders may exercise discretionary voting power if a vote is taken with respect to that nomination or other proposal.

In addition to satisfying the foregoing requirements under our Bylaws, to comply with the universal proxy rules (once they become effective), stockholders who intend to solicit proxies in support of director nominees other than the Company's nominees must provide notice that sets forth the information required by Rule 14a-19 under the Exchange Act no later than March 18, 2023.

2023 Annual Meeting

We intend to file a Proxy Statement and WHITE proxy card with the SEC in connection with its solicitation of proxies for our 2023 annual meeting of stockholders. Stockholders may obtain our Proxy Statement (and any amendments and supplements thereto) and other documents as and when filed by the Company with the SEC without charge from the SEC's website at: www.sec.gov.⁽¹⁾

⁽¹⁾ Reference to the SEC website is not intended to function as a hyperlink and the information contained on the SEC website is not intended to be part of this proxy statement.

Householding of Proxy Materials

The SEC has adopted rules that permit companies and intermediaries (such as brokers and banks) to satisfy the delivery requirements for proxy statements and annual reports with respect to two or more stockholders sharing the same address by delivering a single proxy statement addressed to those stockholders. This process, which is commonly referred to as “householding,” is also permissible under the General Corporation Law of the State of Delaware and potentially means extra convenience for stockholders and cost savings for companies.

This year, a number of brokers and banks with account holders who are our stockholders will be householding our proxy materials. A single Notice of Annual Meeting of Stockholders or proxy statement will be

delivered to multiple stockholders sharing an address unless contrary instructions have been received from the affected stockholders. Once you have received notice from your broker or bank that it will be householding communications to your address, householding will continue until you are notified otherwise or until you revoke your consent. If, at any time, you no longer wish to participate in householding and would prefer to receive a separate proxy statement and annual report, please notify your broker or bank.

Stockholders who currently receive multiple copies of the proxy statement at their address and would like to request householding of their communications should contact their broker or bank.

No Incorporation by Reference

To the extent that this proxy statement is incorporated by reference into any other filing by us under the Securities Act of 1933 or the Exchange Act, the sections of this proxy statement entitled “Audit Committee Report” or “Compensation Committee Report” to the extent permitted by the rules of the SEC will not be deemed incorporated, unless specifically provided otherwise in such filing.

In addition, references to our website are not intended to function as a hyperlink and the information contained on our website is not intended to be part of this proxy statement. Information on our website, other than our proxy statement, Notice of Annual Meeting of Stockholders, and form of proxy, is not part of the proxy soliciting material and is not incorporated herein by reference.

Disclaimer

This proxy statement contains statements regarding future individual and Company performance targets and Company performance goals. These targets and Company performance goals are disclosed in the limited context of our compensation programs and should not be

understood to be statements of management's expectations or estimates of results or other guidance. We specifically caution investors not to apply these statements to other contexts.

Forward-Looking Statements

This proxy statement contains forward-looking statements that are based on the current expectations and beliefs of Amgen. All statements, other than statements of historical fact, are statements that could be deemed forward-looking statements, including any statements on the outcome, benefits and synergies of collaborations, or potential collaborations, with any other company (including BeiGene, Ltd., Kyowa-Kirin Co., Ltd., or any collaboration to manufacture therapeutic antibodies against COVID-19), the performance of Otezla® (apremilast) (including anticipated Otezla sales growth and the timing of non-GAAP EPS accretion), the Five Prime Therapeutics, Inc. acquisition, or the Teneobio, Inc. acquisition, as well as estimates of revenues, operating margins, capital expenditures, cash, other financial metrics, expected legal, arbitration, political, regulatory or clinical results or practices, customer and prescriber patterns or practices, reimbursement activities and outcomes, effects of pandemics or other widespread health problems such as the ongoing COVID-19 pandemic on our business, outcomes, progress, and other such estimates and results. Forward-looking statements involve significant risks and

uncertainties, including those discussed below and more fully described in the Securities and Exchange Commission reports filed by Amgen, including our most recent annual report on Form 10-K and any subsequent periodic reports on Form 10-Q and current reports on Form 8-K. Unless otherwise noted, Amgen is providing this information as of the date of this proxy statement and does not undertake any obligation to update any forward-looking statements contained in this document as a result of new information, future events or otherwise.

No forward-looking statement can be guaranteed and actual results may differ materially from those we project. Our results may be affected by our ability to successfully market both new and existing products domestically and internationally, clinical and regulatory developments involving current and future products, sales growth of recently launched products, competition from other products including biosimilars, difficulties or delays in manufacturing our products and global economic conditions. In addition, sales of our products are affected by pricing pressure, political and public scrutiny and reimbursement policies imposed by third-party payers, including

governments, private insurance plans and managed care providers and may be affected by regulatory, clinical and guideline developments and domestic and international trends toward managed care and healthcare cost containment. Furthermore, our research, testing, pricing, marketing and other operations are subject to extensive regulation by domestic and foreign government regulatory authorities. We or others could identify safety, side effects or manufacturing problems with our products, including our devices, after they are on the market. Our business may be impacted by government investigations, litigation and product liability claims. In addition, our business may be impacted by the adoption of new tax legislation or exposure to additional tax liabilities. If we fail to meet the compliance obligations in the corporate integrity agreement between us and the U.S. government, we could become subject to significant sanctions. Further, while we routinely obtain patents for our products and technology, the protection offered by our patents and patent applications may be challenged, invalidated or circumvented by our competitors, or we may fail to prevail in present and future intellectual property litigation. We perform a substantial amount of our commercial manufacturing activities at a few key facilities, including in Puerto Rico, and also depend on third parties for a portion of our manufacturing activities, and limits on supply may constrain sales of certain of our current products and product candidate development. An outbreak of disease or similar public health threat, such as COVID-19, and the public and governmental effort to mitigate against the spread of such disease, could have a significant adverse effect on the supply of materials for our manufacturing activities, the distribution of our products, the commercialization of our product candidates, and our clinical trial operations, and any such events may have a material adverse effect on our product development, product sales, business and results of operations. We rely on collaborations with third parties for the development of some of our product candidates and for the commercialization and sales of some of our

commercial products. In addition, we compete with other companies with respect to many of our marketed products as well as for the discovery and development of new products. Discovery or identification of new product candidates or development of new indications for existing products cannot be guaranteed and movement from concept to product is uncertain; consequently, there can be no guarantee that any particular product candidate or development of a new indication for an existing product will be successful and become a commercial product. Further, some raw materials, medical devices and component parts for our products are supplied by sole third-party suppliers. Certain of our distributors, customers and payers have substantial purchasing leverage in their dealings with us. The discovery of significant problems with a product similar to one of our products that implicate an entire class of products could have a material adverse effect on sales of the affected products and on our business and results of operations. Our efforts to collaborate with or acquire other companies, products or technology, and to integrate the operations of companies or to support the products or technology we have acquired, may not be successful. A breakdown, cyberattack or information security breach could compromise the confidentiality, integrity and availability of our systems and our data. Our stock price is volatile and may be affected by a number of events. Our business and operations may be negatively affected by the failure, or perceived failure, of achieving our environmental, social and governance objectives. The effects of global climate change and related natural disasters could negatively affect our business and operations. Global economic conditions may magnify certain risks that affect our business. Our business performance could affect or limit the ability of our Board of Directors to declare a dividend or our ability to pay a dividend or repurchase our common stock. We may not be able to access the capital and credit markets on terms that are favorable to us, or at all.

Other Matters

The Board knows of no matters other than those listed in the attached Notice of Annual Meeting of Stockholders that are likely to be brought before the Annual Meeting. However, if any other matter properly comes before the Annual Meeting, the persons named on the enclosed proxy card will vote the proxy in accordance with their best judgment on such matter.

By Order of the Board of Directors



Jonathan P. Graham
Secretary

April 5, 2022

Appendix A

Amgen Inc. Board of Directors Guidelines for Director Qualifications and Evaluations

These guidelines set forth (1) the minimum qualifications that the Governance and Nominating Committee of the Board of Directors (the "Committee") of Amgen Inc. ("Amgen") believes are important for directors to possess, and (2) a description of the Committee's process for identifying and evaluating nominees for director, including nominees recommended by stockholders. These guidelines are only guidelines and may be waived and/or changed by the Committee and/or the Board of Directors as appropriate.

1. Candidate Qualifications

In seeking individuals to join the Board of Directors or to fill director vacancies on the Board of Directors, the Committee considers the following to be minimum qualifications that a candidate must possess:

- Demonstrated breadth and depth of management and leadership experience, preferably in a senior leadership role in a large or recognized organization;
- Financial and/or business acumen or relevant industry or scientific experience;
- Integrity and high ethical standards;
- Sufficient time to devote to Amgen's business as a member of the Board;
- Ability to oversee, as a director, Amgen's business and affairs for the benefit of Amgen's stockholders;
- Ability to comply with the Board's Code of Conduct; and
- Demonstrated ability to think independently and work collaboratively.

In addition, the Committee may consider the following where necessary and appropriate:

- A candidate's independence, as defined by The NASDAQ Stock Market, Inc.;
- A candidate's ability to satisfy the composition requirements for the Audit Committee and the Compensation and Management Development Committee;
- Maintaining a Board that reflects diversity; and
- The Board's overall size, structure and composition.

2. Candidate Identification and Evaluation Process

(a) For purposes of identifying nominees for the Board of Directors, the Committee relies on professional and personal contacts of the Committee, other members of the Board of Directors and senior management, as well as candidates recommended by independent search firms retained by the Committee from time to time. The Committee also will consider candidates recommended by stockholders. Any director nominations submitted by stockholders will be evaluated in the same manner that nominees suggested by Board members, management or other parties are evaluated.

(b) In evaluating potential candidates, the Committee will determine whether the candidate is qualified for service on the Board of Directors by evaluating the candidate under the guidelines set forth above and by determining if any individual candidate suits the Committee's and the Board of Director's overall objectives at the time the candidate is being evaluated.

Appendix B

Reconciliations of GAAP to Non-GAAP Measures

Amgen Inc.
GAAP to Non-GAAP Reconciliations
(Dollars in millions)
(Unaudited)

	Years ended December 31,		
	2021	2020	2019
GAAP cost of sales	\$ 6,454	\$ 6,159	\$ 4,356
Adjustments to cost of sales:			
Acquisition-related expenses (a)	(2,443)	(2,797)	(1,291)
Other	(17)	—	—
Total adjustments to cost of sales	(2,460)	(2,797)	(1,291)
Non-GAAP cost of sales	\$ 3,994	\$ 3,362	\$ 3,065
GAAP cost of sales as a percentage of product sales	26.6%	25.4%	19.6%
Acquisition-related expenses (a)	-10.1	-11.5	-5.8
Other	-0.1	0.0	0.0
Non-GAAP cost of sales as a percentage of product sales	16.4%	13.9%	13.8%
GAAP research and development expenses	\$ 4,819	\$ 4,207	\$ 4,116
Adjustments to research and development expenses:			
Licensing- and acquisition-related expenses (b)	(523)	(120)	(87)
Certain net charges pursuant to our cost savings and other restructuring initiatives	—	(2)	(2)
Total adjustments to research and development expenses	(523)	(122)	(89)
Non-GAAP research and development expenses	\$ 4,296	\$ 4,085	\$ 4,027
GAAP research and development expenses as a percentage of product sales	19.8%	17.4%	18.5%
Licensing- and acquisition-related expenses (b)	-2.1	-0.5	-0.4
Certain net charges pursuant to our cost savings and other restructuring initiatives	0.0	0.0	0.0
Non-GAAP research and development expenses as a percentage of product sales	17.7%	16.9%	18.1%
GAAP acquired IPR&D	\$ 1,505	\$ —	\$ —
Adjustments to acquired IPR&D:			
Five Prime acquisition IPR&D expense	(1,505)	—	—
Non-GAAP acquired IPR&D	\$ —	\$ —	\$ —
GAAP acquired IPR&D expenses as a percentage of product sales	6.2%	0.0%	0.0%
Five Prime acquisition IPR&D expense	-6.2	0.0	0.0
Non-GAAP acquired IPR&D expenses as a percentage of product sales	0.0%	0.0%	0.0%
GAAP selling, general and administrative expenses	\$ 5,368	\$ 5,730	\$ 5,150
Adjustments to selling, general and administrative expenses:			
Acquisition-related expenses (a)	(87)	(85)	(38)
Certain net charges pursuant to our restructuring initiatives	—	—	1
Other	(16)	(2)	—
Total adjustments to selling, general and administrative expenses	(103)	(87)	(37)
Non-GAAP selling, general and administrative expenses	\$ 5,265	\$ 5,643	\$ 5,113

See footnotes on page B-5.

	Years ended December 31,		
	2021	2020	2019
GAAP selling, general and administrative expenses as a percentage of product sales	22.1%	23.6%	23.2%
Acquisition-related expenses (a)	-0.4	-0.3	-0.2
Certain net charges pursuant to our restructuring initiatives	0.0	0.0	0.0
Other	0.0	0.0	0.0
Non-GAAP selling, general and administrative expenses as a percentage of product sales	21.7%	23.3%	23.0%
GAAP operating expenses	\$ 18,340	\$ 16,285	\$ 13,688
Adjustments to operating expenses:			
Adjustments to cost of sales	(2,460)	(2,797)	(1,291)
Adjustments to research and development expenses	(523)	(122)	(89)
Adjustments to acquired IPR&D	(1,505)	—	—
Adjustments to selling, general and administrative expenses	(103)	(87)	(37)
Certain net charges pursuant to our cost savings and other restructuring initiatives	(130)	5	(44)
Certain other expenses (c)	(64)	(194)	(22)
Total adjustments to operating expenses	(4,785)	(3,195)	(1,483)
Non-GAAP operating expenses	\$ 13,555	\$ 13,090	\$ 12,205
GAAP operating income	\$ 7,639	\$ 9,139	\$ 9,674
Adjustments to operating expenses	4,785	3,195	1,483
Non-GAAP operating income	\$ 12,424	\$ 12,334	\$ 11,157
GAAP operating income as a percentage of product sales	31.4%	37.7%	43.6%
Adjustments to cost of sales	10.2	11.5	5.8
Adjustments to research and development expenses	2.1	0.5	0.4
Adjustments to acquired IPR&D	6.2	0.0	0.0
Adjustments to selling, general and administrative expenses	0.4	0.4	0.2
Certain net charges pursuant to our cost savings and other restructuring initiatives	0.5	0.0	0.2
Certain other expenses (c)	0.3	0.8	0.0
Non-GAAP operating income as a percentage of product sales	51.1%	50.9%	50.2%
GAAP other income, net	\$ 259	\$ 256	\$ 753
Adjustments to other income (expense), net:			
Adjustments to other income (d)	(248)	37	—
Non-GAAP other income (expense), net	\$ 11	\$ 293	\$ 753
GAAP income before income taxes	\$ 6,701	\$ 8,133	\$ 9,138
Adjustments to operating expenses	4,785	3,195	1,483
Adjustments to other income (d)	(248)	37	—
Non-GAAP income before income taxes	\$ 11,238	\$ 11,365	\$ 10,621
GAAP provision for income taxes	\$ 808	\$ 869	\$ 1,296
Adjustments to provision for income taxes:			
Income tax effect of the above adjustments (e)	630	634	329
Other income tax adjustments (f)	3	67	(32)
Total adjustments to provision for income taxes	633	701	297
Non-GAAP provision for income taxes	\$ 1,441	\$ 1,570	\$ 1,593

See footnotes on page B-5.

	Years ended December 31,		
	2021	2020	2019
GAAP tax as a percentage of income before taxes	12.1%	10.7%	14.2%
Adjustments to provision for income taxes:			
Income tax effect of the above adjustments (e)	0.7	2.5	1.1
Other income tax adjustments (f)	0.0	0.6	-0.3
Total adjustments to provision for income taxes	0.7	3.1	0.8
Non-GAAP tax as a percentage of income before taxes	12.8%	13.8%	15.0%
GAAP net income	\$ 5,893	\$ 7,264	\$ 7,842
Adjustments to net income:			
Adjustments to income before income taxes, net of the income tax effect	3,907	2,598	1,154
Other income tax adjustments (f)	(3)	(67)	32
Total adjustments to net income	3,904	2,531	1,186
Non-GAAP net income	\$ 9,797	\$ 9,795	\$ 9,028

See footnotes on page B-5.

Amgen Inc.
GAAP to Non-GAAP Reconciliations
(In millions, except per-share data)
(Unaudited)

The following tables present the computations for GAAP and non-GAAP diluted earnings per share.

	Years ended December 31,					
	2021		2020		2019	
	GAAP	Non-GAAP	GAAP	Non-GAAP	GAAP	Non-GAAP
Net Income	\$ 5,893	\$ 9,797	\$ 7,264	\$ 9,795	\$ 7,842	\$ 9,028
Shares						
Weighted-average shares for basic EPS	570	570	586	586	605	605
Effect of dilutive securities	3	3	4	4	4	4
Weighted-average shares for diluted EPS	573	573	590	590	609	609
Diluted earnings per shares	\$ 10.28	\$ 17.10	\$ 12.31	\$ 16.60	\$ 12.88	\$ 14.82

The following tables present the computations for invested capital and Return on Invested capital under the terms of the 2019-2021 Performance Period.

	At December 31,		Average 2021
	2021	2020	
Total assets	\$ 61,165	\$ 62,948	\$ 62,057
less Cash, cash equivalents and marketable securities	(8,037)	(10,647)	(9,342)
less Total current liabilities	(12,184)	(11,653)	(11,919)
Invested capital	\$ 40,944	\$ 40,648	\$ 40,796

2021 Non-GAAP Operating Income (per above)	\$ 12,424
After-tax factor (100% less Non-GAAP tax rate per above)	87.2%
Non-GAAP Net Operating Income after tax	\$ 10,834
2021 Return on Invested capital (Net Operating Income after tax divided by Average Invested capital)	26.6%

	At December 31,		Average 2020	At December 31,		Average 2019
	2020	2019		2019	2018	
Total assets	\$ 62,948	\$ 59,707	\$ 61,328	\$ 59,707	\$ 66,416	\$ 63,062
less Cash, cash equivalents and marketable securities	(10,647)	(8,911)	(9,779)	(8,911)	(29,304)	(19,108)
less Total current liabilities	(11,653)	(12,835)	(12,244)	(12,835)	(13,488)	(13,162)
Invested capital	\$ 40,648	\$ 37,961	\$ 39,305	\$ 37,961	\$ 23,624	\$ 30,793

Non-GAAP Operating Income (per above)	\$ 12,334	\$ 11,157
After-tax factor (100% less Non-GAAP tax rate per above)	86.2%	85.0%
Non-GAAP Net Operating income after tax	\$ 10,632	\$ 9,483
Return on Invested capital (Net Operating Income after tax divided by Average Invested capital)	27.1%	30.8%

See footnotes on page B-5.

The following tables present the computations for Invested capital and Return on Invested capital under the terms of the 2020-2022 and 2021-2023 Performance Periods.

	<u>12/31/20</u>	<u>3/31/21</u>	<u>6/30/21</u>	<u>9/30/21</u>	<u>12/31/21</u>
Total assets	\$ 62,948	\$ 62,539	\$ 59,773	\$ 64,993	\$ 61,165
less Total current liabilities	(11,653)	(12,869)	(14,585)	(14,842)	(12,184)
Invested capital	<u>\$ 51,295</u>	<u>\$ 49,670</u>	<u>\$ 45,188</u>	<u>\$ 50,151</u>	<u>\$ 48,981</u>

	<u>Average Invested Capital for Quarter Ended</u>				<u>Average of Quarterly Averages 2021</u>
	<u>3/31/21</u>	<u>6/30/21</u>	<u>9/30/21</u>	<u>12/31/21</u>	
Average Invested capital	\$ 50,483	\$ 47,429	\$ 47,670	\$ 49,566	<u>\$ 48,787</u>
2021 Non-GAAP Operating Income (per above)					\$ 12,424
2021 After-tax factor (100% less Non-GAAP tax rate per above)					87.2%
2021 Non-GAAP Net Operating Income after tax					<u>\$ 10,834</u>
2021 Return on Invested capital (Net Operating Income after tax divided by Average Invested capital)					<u>22.2%</u>

	<u>12/31/19</u>	<u>3/31/20</u>	<u>6/30/20</u>	<u>9/30/20</u>	<u>12/31/20</u>
Total assets	\$ 59,707	\$ 61,669	\$ 65,011	\$ 64,637	\$ 62,948
less Total current liabilities	(12,835)	(11,827)	(10,523)	(9,953)	(11,653)
Invested capital	<u>\$ 46,872</u>	<u>\$ 49,842</u>	<u>\$ 54,488</u>	<u>\$ 54,684</u>	<u>\$ 51,295</u>

	<u>Average Invested Capital for Quarter Ended</u>				<u>Average of Quarterly Averages 2020</u>
	<u>3/31/20</u>	<u>6/30/20</u>	<u>9/30/20</u>	<u>12/31/20</u>	
Average Invested capital	\$ 48,357	\$ 52,165	\$ 54,586	\$ 52,990	<u>\$ 52,024</u>
2020 Non-GAAP Operating Income (per above)					\$ 12,334
2020 After-tax factor (100% less Non-GAAP tax rate per above)					86.2%
2020 Non-GAAP Net Operating income after tax					<u>\$ 10,632</u>
2020 Return on Invested capital (Net Operating Income after tax divided by Average Invested capital)					<u>20.4%</u>

- (a) The adjustments related primarily to noncash amortization of intangible assets from business acquisitions.
- (b) The adjustments for the twelve months ended December 31, 2021, related primarily to licensing-related expense from the upfront payment to Kyowa Kirin Co., Ltd. and noncash amortization of intangibles from business acquisitions. The adjustments for the remaining years related primarily to noncash amortization of intangible assets acquired in business combinations.
- (c) For the years ended December 31, 2021 and 2020, the adjustments related primarily to legal matters.
- (d) Effective January 2021, we began to exclude the gains and losses on our investments in equity securities from our non-GAAP measures that are recorded to Other income, net. For the year ended December 31, 2021, the adjustments related to equity Investment gains, partially offset by the amortization of the basis difference from our BelGene equity method investment. For the year ended December 31, 2020, the adjustments related to the amortization of the basis difference from our BelGene equity method investment, partially offset by a gain from legal judgment proceeds.
- (e) The tax effect of the adjustments between our GAAP and non-GAAP results takes into account the tax treatment and related tax rate(s) that apply to each adjustment in the applicable tax jurisdiction(s). Generally, this results in a tax impact at the U.S. marginal tax rate for certain adjustments, including the majority of amortization of intangible assets, whereas the tax impact of other adjustments, including restructuring initiatives, depends on whether the amounts are deductible in the respective tax jurisdictions and the applicable tax rate(s) in those jurisdictions. Acquired IPR&D expense from the Five Prime acquisition was not tax deductible. Due to these factors, the effective tax rates for the adjustments to our GAAP income before income taxes, for year ended December 31, 2021, was 13.9% compared to 19.6% and 22.2% for 2020 and 2019, respectively.
- (f) The adjustments related to certain acquisition items and prior period items excluded from GAAP earnings.



Amgen Inc.
One Amgen Center Drive
Thousand Oaks, CA 91320-1799
www.amgen.com



[FOLLOW AMGEN ON | TWITTER | LINKEDIN | INSTAGRAM | YOUTUBE | FACEBOOK](#)

©2022 Amgen Inc. All Rights Reserved.

SAMPLE

AMGEN INC.
ONE AMGEN CENTER DRIVE
THOUSAND OAKS, CA 91320-1799
ATTN: CORPORATE SECRETARY



VOTE BY INTERNET

Before The Meeting - Go to www.proxyvote.com or scan the QR Barcode above

Use the Internet to transmit your voting instructions and for electronic delivery of information. Vote by 11:59 p.m. Eastern Time on May 16, 2022 for shares held directly and by 11:59 p.m. Eastern Time on May 12, 2022 for shares held in plans sponsored by Amgen or its subsidiaries. Have your proxy card in hand when you access the web site and follow the instructions to obtain your records and to create an electronic voting instruction form.

During The Meeting - Go to www.virtualshareholdermeeting.com/AMGN2022

You may attend the meeting via the Internet and vote during the meeting. Have the information that is printed in the box marked by the arrow available and follow the instructions.

VOTE BY PHONE - 1-800-690-6903

Use any touch-tone telephone to transmit your voting instructions. Vote by 11:59 p.m. Eastern Time on May 16, 2022 for shares held directly and by 11:59 p.m. Eastern Time on May 12, 2022 for shares held in plans sponsored by Amgen or its subsidiaries. Have your proxy card in hand when you call and then follow the instructions.

VOTE BY MAIL

Mark, sign and date your proxy card and return it in the postage-paid envelope we have provided or return it to Vote Processing, c/o Broadridge, 51 Mercedes Way, Edgewood, NY 11717.

TO VOTE, MARK BLOCKS BELOW IN BLUE OR BLACK INK AS FOLLOWS:

D72125-P66388

KEEP THIS PORTION FOR YOUR RECORDS

THIS PROXY CARD IS VALID ONLY WHEN SIGNED AND DATED.

DETACH AND RETURN THIS PORTION ONLY

AMGEN INC.

The Board of Directors recommends you vote "FOR" each listed nominee in item #1.

1. To elect twelve directors to the Board of Directors of Amgen Inc. for a term of office expiring at the 2023 annual meeting of stockholders. The nominees for election to the Board of Directors are:

	For	Against	Abstain
1a. Dr. Wanda M. Austin	<input type="checkbox"/>	<input type="checkbox"/>	<input type="checkbox"/>
1b. Mr. Robert A. Bradway	<input type="checkbox"/>	<input type="checkbox"/>	<input type="checkbox"/>
1c. Dr. Brian J. Druker	<input type="checkbox"/>	<input type="checkbox"/>	<input type="checkbox"/>
1d. Mr. Robert A. Eckert	<input type="checkbox"/>	<input type="checkbox"/>	<input type="checkbox"/>
1e. Mr. Greg C. Garland	<input type="checkbox"/>	<input type="checkbox"/>	<input type="checkbox"/>
1f. Mr. Charles M. Holley, Jr.	<input type="checkbox"/>	<input type="checkbox"/>	<input type="checkbox"/>
1g. Dr. S. Omar Ishrak	<input type="checkbox"/>	<input type="checkbox"/>	<input type="checkbox"/>
1h. Dr. Tyler Jacks	<input type="checkbox"/>	<input type="checkbox"/>	<input type="checkbox"/>
1i. Ms. Ellen J. Kullman	<input type="checkbox"/>	<input type="checkbox"/>	<input type="checkbox"/>
1j. Ms. Amy E. Miles	<input type="checkbox"/>	<input type="checkbox"/>	<input type="checkbox"/>

	For	Against	Abstain
1k. Dr. Ronald D. Sugar	<input type="checkbox"/>	<input type="checkbox"/>	<input type="checkbox"/>
1l. Dr. R. Sanders Williams	<input type="checkbox"/>	<input type="checkbox"/>	<input type="checkbox"/>

The Board of Directors recommends you vote "FOR" each of items #2 and #3.

2. Advisory vote to approve our executive compensation.	<input type="checkbox"/>	<input type="checkbox"/>	<input type="checkbox"/>
3. To ratify the selection of Ernst & Young LLP as our independent registered public accountants for the fiscal year ending December 31, 2022.	<input type="checkbox"/>	<input type="checkbox"/>	<input type="checkbox"/>

NOTE: Such other business as may properly come before the meeting or any continuation, postponement, or adjournment thereof.

Please sign exactly as your name(s) appear(s) hereon. When signing as attorney, executor, administrator, or other fiduciary, please give full title as such. Joint owners should each sign personally. All holders must sign. If a corporation or partnership, please sign in full corporate or partnership name by authorized officer.

--	--

Signature [PLEASE SIGN WITHIN BOX]

Date

--	--

Signature (Joint Owners)

Date

SAMPLE

ANNUAL MEETING OF STOCKHOLDERS OF
AMGEN INC.
May 17, 2022
GO GREEN

e-Consent makes it easy to go paperless. With e-Consent, you can quickly access your proxy material, statements and other eligible documents online, while reducing costs, clutter and paper waste. Enroll today via www.proxyvote.com to enjoy online access.

IMPORTANT NOTICE REGARDING THE AVAILABILITY OF PROXY MATERIALS

FOR THE STOCKHOLDER MEETING TO BE HELD ON MAY 17, 2022:

The Notice of 2022 Annual Meeting of Stockholders, Proxy Statement, Form Proxy Card and 2021 Annual Report are available at www.proxyvote.com.

The Amgen Inc. 2022 Annual Meeting of Stockholders will be held solely by remote communication via the Internet at www.virtualshareholdermeeting.com/AMGN2022. While you will not be able to attend the Annual Meeting in person, stockholders will, to the extent possible, be afforded the same rights and opportunities to participate at the virtual meeting similarly to how they would participate at an in-person meeting.

This Proxy Card will be voted as specified or, if no choice is specified, will be voted FOR the election of each of the named director nominees, FOR the advisory vote to approve our executive compensation, and FOR ratification of the selection of Ernst & Young LLP as our independent registered public accountants.

As of the date hereof, the undersigned hereby acknowledges receipt of the 2022 Proxy Statement and accompanying Notice of 2022 Annual Meeting of Stockholders to be held on May 17, 2022, Form Proxy Card, and the 2021 Annual Report.

In their discretion, the Proxy Holders (as defined below) are authorized to vote upon such other matters as may properly come before the 2022 Annual Meeting of Stockholders and at any continuation, postponement, or adjournment thereof. The Board of Directors, at present, knows of no other business to be presented at the 2022 Annual Meeting of Stockholders.

By signing this proxy you revoke all prior proxies. This proxy will be governed by the laws of the State of Delaware and federal securities laws.

D72126-P66388

**AMGEN INC.
ONE AMGEN CENTER DRIVE, THOUSAND OAKS, CA 91320-1799
PROXY SOLICITED BY THE BOARD OF DIRECTORS
FOR THE 2022 ANNUAL MEETING OF STOCKHOLDERS TO BE HELD ON MAY 17, 2022**

Robert A. Bradway, Peter H. Griffith, and Jonathan P. Graham (the "Proxy Holders"), or any of them, each with the power of substitution, hereby are authorized to represent the undersigned, with all powers which the undersigned would possess if personally present, to vote the shares of Amgen Inc. Common Stock of the undersigned at the 2022 Annual Meeting of Stockholders of Amgen Inc., to be held on Tuesday, May 17, 2022, at 11:00 A.M., Pacific Time, by remote communication via the internet at www.virtualshareholdermeeting.com/AMGN2022, and at any continuation, postponement, or adjournment of that meeting, upon and in respect of the following matters and in accordance with the following instructions, with discretionary authority as to any and all other business that may properly come before the meeting.

You are encouraged to specify your choices by marking the appropriate boxes, SEE REVERSE SIDE, but you need not mark any boxes if you wish to vote in accordance with the Board of Directors' recommendations.

PLEASE MARK, SIGN, DATE, AND RETURN PROMPTLY USING THE ENCLOSED ENVELOPE.

(Continued and to be signed on reverse side)